

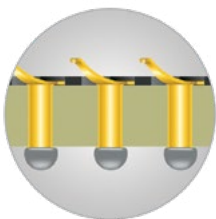



HIGH-SPEED COMPRESSION INTERPOSER

(0.80 mm) .0315" AND (1.00 mm) .0394" PITCH

FEATURES & BENEFITS

- Dual compression contacts or single compression with solder balls
- BeCu Micro-formed contacts
- Performance up to 14 Gbps (ZAX Series)
- Low-profile body height for a short signal path
- Highly customizable solutions
- Visit samtec.com?ZRD for ultra-low profile Z-Ray® cable assembly



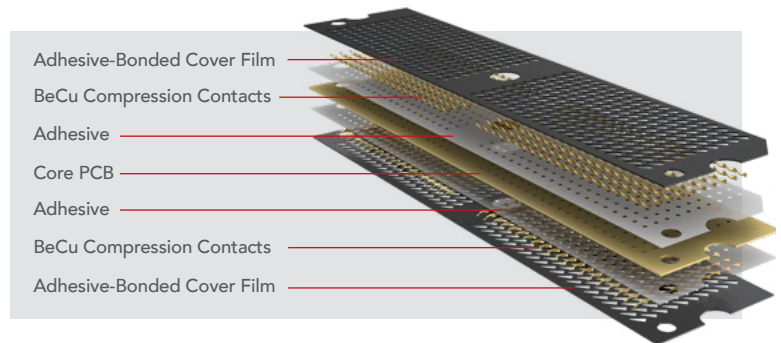
Solder Ball
Option



BeCu Compression
Contacts

Design & Construction

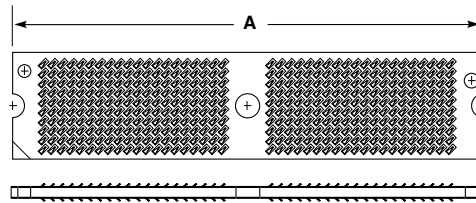

- One-piece design assembled into rugged low profile FR4 substrate under high pressure and temperature
- Built standard with a 1 mm board-to-board thickness
- Contacts are designed using BeCu foils that have been formed into the "beam" structure



PERFORMANCE SPECIFICATIONS

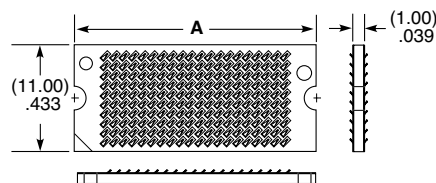
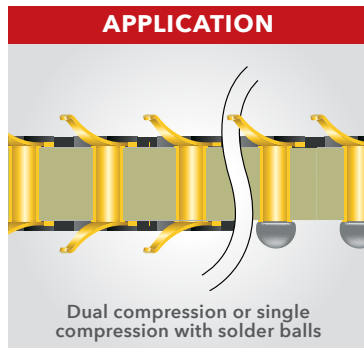
		Single Compression w/ Solder Balls		Dual Compression	
Series		ZA8	ZA1	ZA8	ZA1
Pitch		0.80 mm	1.00 mm	0.80 mm	1.00 mm
Max Row		25	20	50	58
Max Column		25	20	50	58
Thickness	FR4 Core	1.00 to 3 mm	1.00 to 3 mm	0.5 to 3 mm	0.5 to 3 mm
Thickness Tolerance	FR4 Core	±10%	±10%	±10%	±10%
Deflection / Normal Force per Pin		0.20 mm / 30g			
Operating Temperature		-55°C to +105°C (Single Cycle only above 85°C)			

ZA1	POSITIONS PER ROW	TERMINATION	HEIGHT	PLATING OPTION	NO. OF ROWS	SOLDER TYPE
	-10, -20, -30, -40	-1 = Single Compression with Solder Balls (-10 & -20 positions only) -2 = Dual Compression (-10, -20, -30 & -40 positions only)	-1.00 = (1.00 mm) .040" Height	-Z = 6 μ " (0.15 μ m) Gold in contact area	-10 = Ten Rows	(Termination -1 only) -1 = Lead -2 = Lead-Free

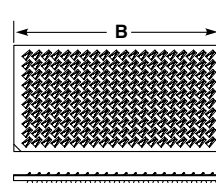


40 X 10 DUAL COMPRESSION

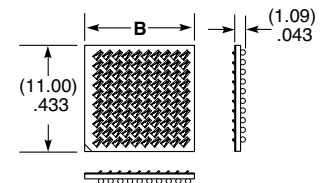
POSITIONS PER ROW	A	B
-10	(14.30) .563	(11.40) .449
-20	(24.30) .957	(21.40) .843
-30	(38.30) 1.508	N/A
-40	(48.30) 1.902	N/A



20 X 10 DUAL COMPRESSION



20 X 10 COMPRESSION WITH SOLDER BALLS

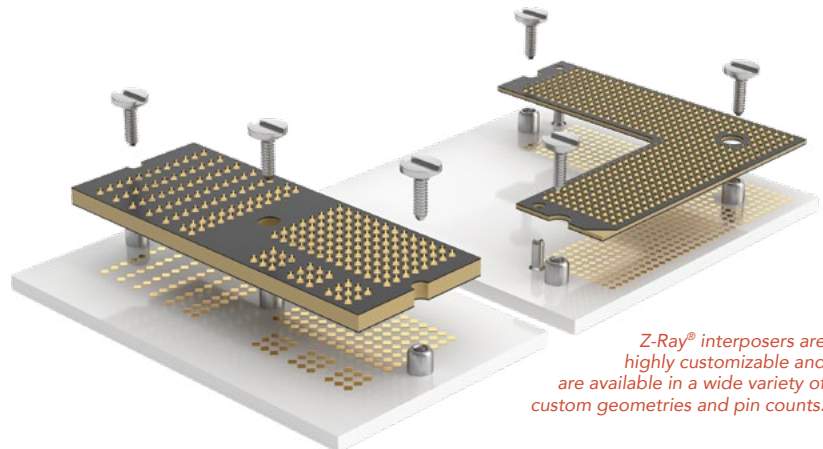


10 X 10 COMPRESSION WITH SOLDER BALLS

View complete specifications at: samtec.com?ZA1

Ultimate Design Flexibility

- Configurations for any application, complete with detailed footprints
- Customer-specific stack heights, pin counts, insulator shapes and plating thicknesses
- Customizable in X-Y-Z axes
- Quick-turn customization with minimal NRE and tooling charges
- Various compression and alignment configurations



Mouser Electronics

Authorized Distributor

Click to View Pricing, Inventory, Delivery & Lifecycle Information:

Samtec:

[ZA1-10-2-1.00-Z-10](#) [ZA1-20-1-1.00-Z-10-2](#) [ZA1-40-2-1.00-Z-10](#) [ZA1-20-2-1.00-Z-10](#) [ZA1-30-2-1.00-Z-10](#) [ZA1-20-1-1.00-Z-10-1](#) [ZA1-10-1-1.00-Z-10-2](#) [ZA1-10-1-1.00-Z-10-1](#)