

Capacity (25°C)	20HR (0.60A, 10.5V) = 12.00AH 10HR (1.155A, 10.5V) = 11.55AH 5HR (2.16A, 10.5V) = 10.80AH 1HR (7.23A, 10.5V) = 7.23AH
Operating Temperature Range	Charge = 0°C to 45°C Discharge = -15°C to 50°C Storage = -15°C to 40°C
Approx. Weight	3.50Kg
Internal Resistance	Fully charged at 25°C : ≤ 16mΩ
Self Discharge	3% per month at (25°C)
Capacity Affected by Temp. (20HR)	40°C = 102% 25°C = 100% 0°C = 85% -15°C = 65%
Charge Voltage (25°C)	Cycle Use = 14.4-14.7V (-30mV/°C) Max Current = 3.6A Float Use = 13.5-13.8V (-20mV/°C)
Dimensions (Nominal)	Length: 151mm (5.94 in.) Width: 98mm (3.86 in.) Height: 94mm (3.70 in.) Total Height: 98mm (3.86 in.)

- Completely sealed, maintenance-free, low self-discharge
- State of the art AGM and grid alloy formula technology
- Non-spillable, stable quality and high reliability with excellent re-charging performance
- Floating and standby use up to: 5 years
- Cycle use: Up to 260 cycles at 100% DoD
- Cycle use : Up to 500 Cycles at 50% DoD
- Container and Cover Material – ABS UL94-HB (optional UL94-V0)
- Transportation - D.O.T., I.A.T.A. & F.A.A.

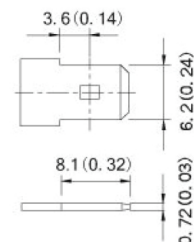
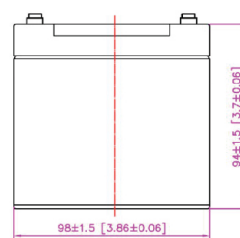
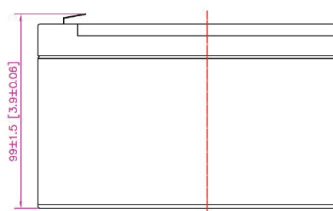
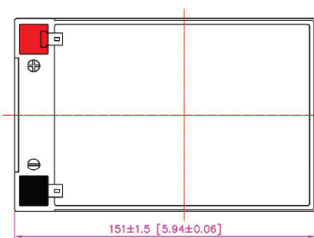


APPLICATIONS

Multipurpose	Alarm & Security System	DC Power Supply
Telecommunications	Comm. Power Supply	Auto Control System
UPS	Elec. Power System (EPS)	Traffic Control Signaling
Medical Equipment	Emergency Backup Power	Emergency Lighting

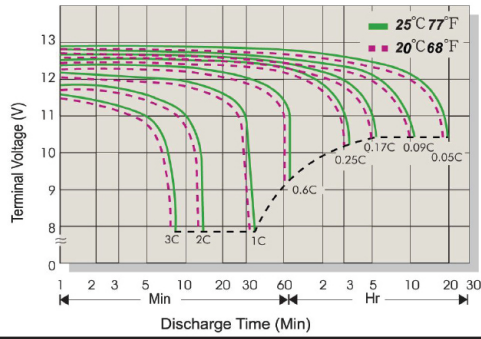
Terminal Type

Terminal F2

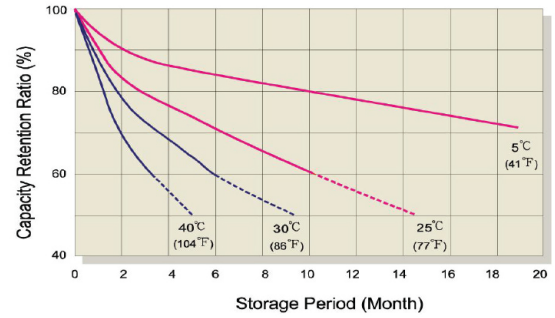


REV V2

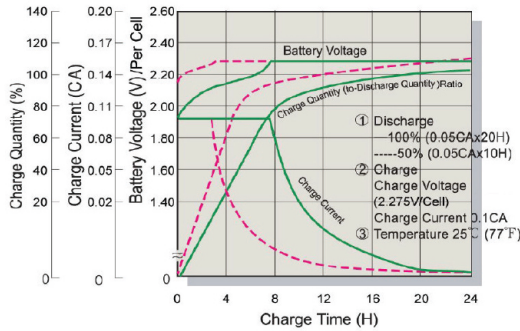
Terminal Voltage (V) & Discharge Time



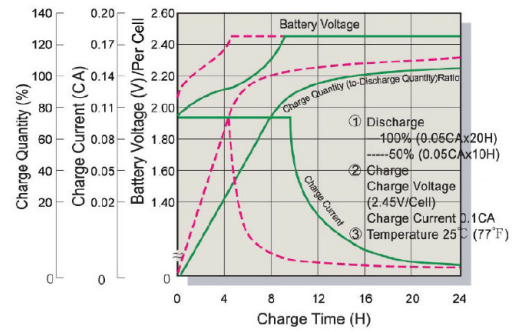
Capacity Retention Characteristic



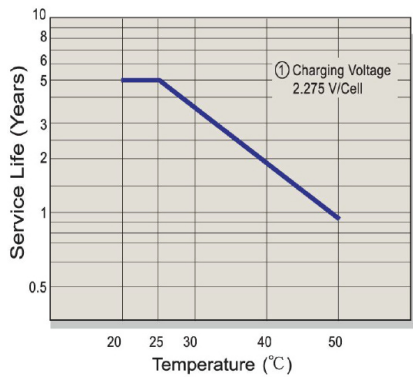
Battery Voltage & Charge Time For Standby Use



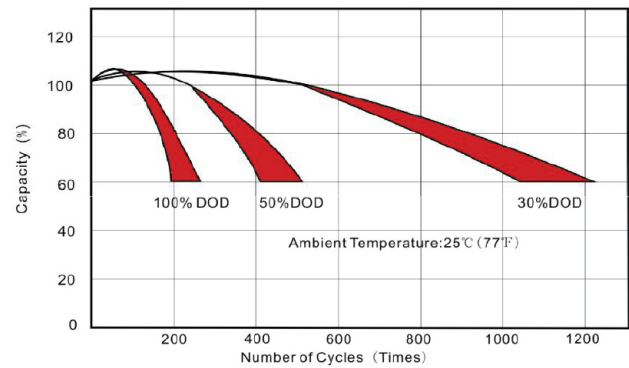
Battery Voltage & Charge Time for Cycle Use



Float Service Life



Cycle Service Life



Constant Current Discharge (A) at 25°C (77°F)

F.V/Time	5min	10min	15min	30min	1h	2h	3h	4h	5h	6h	10h	20h
1.85V/Cell	37.72	25.60	20.62	13.67	7.50	4.03	3.32	2.538	2.196	1.754	1.118	0.578
1.80V/Cell	38.44	26.09	21.01	13.93	7.64	4.10	3.39	2.587	2.238	1.787	1.139	0.589
1.75V/Cell	39.16	26.58	21.40	14.19	7.79	4.18	3.45	2.635	2.280	1.821	1.161	0.600
1.70V/Cell	42.69	28.17	22.69	14.75	7.93	4.25	3.51	2.682	2.320	1.853	1.181	0.611
1.67V/Cell	46.99	30.57	24.62	15.58	8.01	4.30	3.55	2.711	2.345	1.872	1.194	0.617
1.60V/Cell	50.91	32.16	25.90	16.25	8.10	4.34	3.59	2.740	2.370	1.893	1.206	0.624

Constant Power Discharge (W) at 25°C (77°F)

F.V/Time	5min	10min	15min	30min	1h	2h	3h	4h	5h	6h	10h	20h
1.85V/Cell	73.55	49.92	40.20	26.65	14.63	7.85	6.48	4.95	4.28	3.42	2.18	1.13
1.80V/Cell	74.96	50.88	40.97	27.16	14.91	8.00	6.60	5.04	4.36	3.48	2.22	1.15
1.75V/Cell	76.36	51.83	41.74	27.67	15.19	8.15	6.73	5.14	4.45	3.55	2.26	1.17
1.70V/Cell	83.24	54.94	44.24	28.77	15.45	8.29	6.84	5.23	4.52	3.61	2.30	1.19
1.67V/Cell	91.64	59.61	48.00	30.38	15.62	8.38	6.92	5.29	4.57	3.65	2.33	1.20
1.60V/Cell	99.27	62.72	50.50	31.68	15.79	8.47	6.99	5.34	4.62	3.69	2.35	1.22