XKB

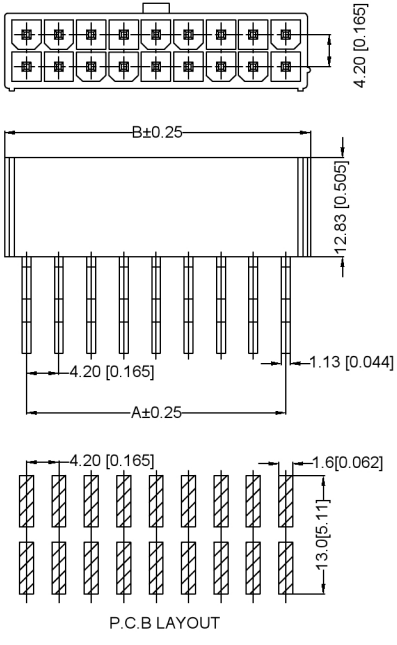


P.C.B LAYOUT

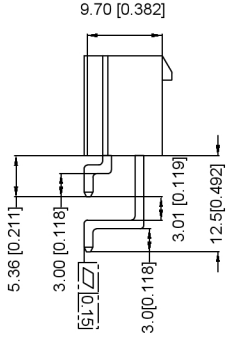


Specifications:

规格：XKB

Voltage rating:250V AC/DC

额定电压：250V AC/DC

Current rating:7A AC/DC

额定电流：7A AC/DC

Withstanding voltage:1500V AC/minute

耐受电压：1500V AC/分钟

Temperature range:-25℃-+85℃

温度范围：-25℃-+85℃

Insulation resistance:≥1000MΩ

绝缘电阻：≥1000MΩ

Contact resistance:≤30mΩ

接触电阻：≤30mΩXKB

After environmental testing:≤20mΩ

环境测试后：≤20兆欧

X9357 W R S-2*XX X-XX XX XX

① ② ③ ④ ⑤ ⑥ ⑦ ⑧ ⑨

| Poles | Dimensions(mm) | |
|---|---|---|
| | A | B |
| 1 | --- | 5.60 |
| 2 | 4.20 | 9.80 |
| 3 | 8.40 | 14.00 |
| 4 | 12.60 | 18.20 |
| 5 | 16.80 | 22.40 |
| 6 | 21.00 | 26.60 |
| 7 | 25.20 | 30.80 |
| 8 | 29.40 | 35.00 |
| 9 | 33.60 | 39.20 |
| 10 | 37.80 | 43.40 |
| 11 | 42.00 | 47.60 |
| 12 | 46.20 | 51.80 |

1 系列

2 类别:W-WAFER类

3 外观形态:
R-90°(带脚式)

4 成型方式: S-SMT

5 PIN数:双排-2*XX
自空码-普通规格 A-带定位柱

7 材质:
NO-PA66 94V-0

8 电镀类别:
SN-镀亮锡(/0u")

9颜色:
空码-本色

| X9357WRS-2*XX-N0SN | Nylon 66 UL 94V-0 | Brass | Tin-Plated | X9357H or 9357T |
|---|---|---|---|---|
| Part No | Material | Materia(Pin) | Finish(Terminal) | Suitable XKB Terminal |

广东星坤科技股份有限公司

生效日期

文件工程章

| MARK | DESCRIPTION | DATE | REVISED | APPROVED |
|---|---|---|---|---|
| Δ1 | | | | |
| Δ2 | | | | |
| Δ3 | | | | |

REVISIONS

www.hellxkb.com

XKB

| XKB | ANGLAR | ±5° |
|---|---|---|
| | L≤4 | ±0.2 |
| | 4<L≤16 | ±0.3 |
| | 16<L≤63 | ±0.4 |
| | L>63 | ±0.5 |

UNSPECIFIED TOLERANCES

| | | | | |
|---|---|---|---|---|
| DSND | | DATE | | SCALE: N/A |
| DWN | | DATE | | VIEW: |
| CHKD | | DATE | | UNIT: mm/in |
| APPD | | DATE | | SIZE: A4 |

XKB INDUSTRIAL PRECISION CO.,LIMITED

MODEL TYPE: X9357WRS-2*XX-N0SN

PART NO.: 4.2 mm Crimp Style Connectors

DWG NO.:

| WEIGHT | SHEET | REVISION |
|---|---|---|
| 1.0g | 1/1 | A0 |

XKB

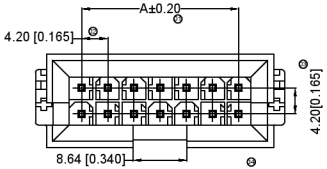


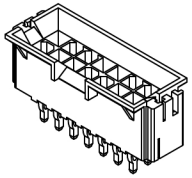

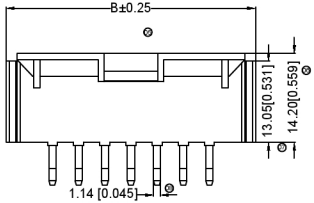


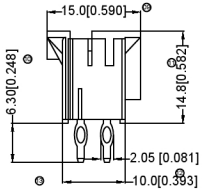


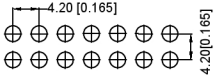


Specifications:
规格： XKB
Voltage rating:600V AC/DC
额定电压：600V AC/DC
Current rating:9A AC/DC
额定电流：9A AC/DC
Withstanding voltage:1500V AC/minute
耐受电压：1500V AC/分钟
Temperature range:-25℃-+85℃
温度范围：-25℃-+85℃
Insulation resistance:≥1000MΩ
绝缘电阻：≥1000MΩ
Contact resistance:≤10mΩ
接触电阻：≤10mΩ
After environmental testing:≤20mΩ
环境测试后：≤20兆欧

X9357 W V X-2*XX X-XX SN XX
01 Series No
02 Category:W-wafer
03 Welding Board Angle:V-180°
04 Welding Way: Blank-DIP
05 Row No.-Pin No: 2*xx-Double row
06 Special NO.
B-Arrange ushering with positioning column
07 Material:NO-PA66 94V-0:N2-PA66 94V-2
08 Planting Category:
V:All Gold-Plated;G:Gold-Plated Contact
S-SilverPlating;*01-Gold Flash;*02-2u";*03-3u"
*05-5u":10-10u":15-15u":*30-30u":*50-50u"
N-Plating Nickel 30u";SN-Bright tin plating 70u" SW-Fo
Tin plating
09 Color:Blank-natural color

| Poles | Dimensions(mm) | |
|---|---|---|
| | A | B |
| 2*07 | 25.20 | 40.00 |
| 2*08 | 33.60 | 48.40 |
| 2*09 | 46.20 | 61.00 |

| | | | | |
|---|---|---|---|---|
| X9357WV-2*XXB-N0SN | Nylon 66 UL 94V-0 | Phorphos Bronza | Tin-Plated | X9357HM-B |
| X9357WV-2*XXB-N2SN | Nylon 66 UL 94V-2 | Phorphos Bronza | Tin-Plated | X9357HM-B |
| PART NO | Material | Material(Pin) | Finish(Pin) | Suitable XKB Terminal |

广东星坤科技股份有限公司
生 日
效 期
文件工程章

| MARK | DESCRIPTION | DATE | REVISED | APPROVED | ANGLAR | ±5° |
|---|---|---|---|---|---|---|
| | | | | XKB | L≤4 | ±0.2 |
| | | | | | 4<L≤16 | ±0.3 |
| | | | | | 16<L≤63 | ±0.4 |
| | | | | | L>63 | ±0.5 |

REVISIONS
www.helloxkb.com

UNSPECIFIED TOLERANCES

| | | | | | |
|---|---|---|---|---|---|
| DSND | | DATE | | SCALE: N/A | MODEL TYPE: X9357WV-2xXXB-N0SN |
| DWN | | DATE | | VIEW: | PART NO.: 4.20 mm Crimp Style Connectors |
| CHKD | | DATE | | UNIT: mm/in | DWG NO.: |
| APPD | | DATE | | SIZE: A4 | |

XKB INDUSTRIAL PRECISION CO.,LIMITED

| WEIGHT | SHEET | REVISION |
|---|---|---|
| 1.0g | 1/1 | A0 |

XKB Connectity

Specifications:
规格：
Voltage rating:600V AC/DC
额定电压：600V AC/DC
Current rating:9A AC/DC
额定电流：9A AC/DC
Withstanding voltage:1500V AC/minute
耐受电压：1500V AC/分钟
Temperature range:-25℃-+85℃
温度范围：-25℃-+85℃
Insulation resistance:≥1000MΩ
绝缘电阻：≥1000MΩ
Contact resistance:≤10mΩ
接触电阻：≤10mΩ
After environmental testing:≤20mΩ
环境测试后：≤20兆欧

XKB Connectity

X9357 W V X-2*XX FS -XX XX XX
(01) (02) (03) (04) (05) (06) (07) (08) (09)

01 Series No
02 Category:W-wafer
03 Welding Board Angle:V-Stralght 180°
04 Welding Way: Blank-DIP
05 Row No.-Pin No: 2*XX-Double
06 Plug the PIn&Specal NO.:
FS-The hollow needle with positioning column
07 Material:NO-PA66 94V-0;N2-PA66 94V-2
08 Planting Category:SN-Bright tin plating
△ G30-Contact area Gold plating:30u" min;
Tail area Bright tin plating
09 Color:Blank-Natural Color

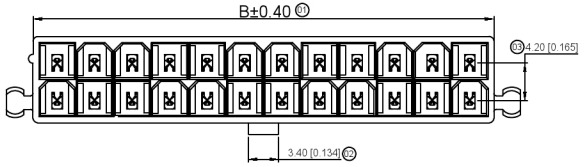


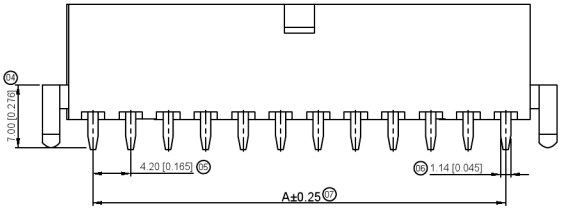


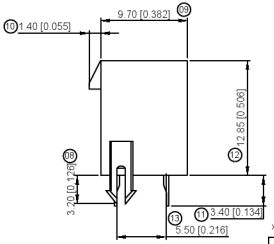


2*03P~2*12

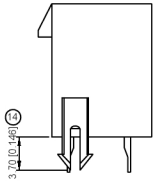


2*01~2*02P

XKB Connectity

| Poles | Dimensions(mm) A | B | Poles | Dimensions(mm) A | B |
|---|---|---|---|---|---|
| 2*01 | — | 5.60 | 2*07 | 25.20 | 30.80 |
| 2*02 | 4.20 | 9.80 | 2*08 | 29.40 | 35.00 |
| 2*03 | 8.40 | 14.00 | 2*09 | 33.60 | 39.20 |
| 2*04 | 12.60 | 18.20 | 2*10 | 37.80 | 43.40 |
| 2*05 | 16.80 | 22.40 | 2*11 | 42.00 | 47.60 |
| 2*06 | 21.00 | 26.60 | 2*12 | 46.20 | 51.80 |

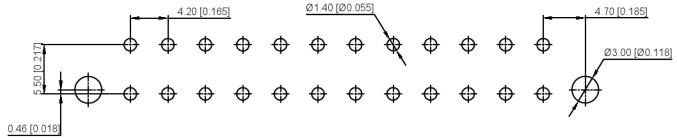


Recommended P.C.B Layout
General Tolerance±0.05
XKB Connectity

XKB Connectity

| | | | | |
|---|---|---|---|---|
| X9357WV-2*XXFS-N0G30 | Nylon 66 UL 94V-2 | Brass | Tin-Plated | X9357H |
| X9357WV-2*XXFS-N2SN | Nylon 66 UL 94V-2 | | | |
| X9357WV-2*XXFS-N0SN | Nylon 66 UL 94V-0 | | | |
| PART NO | Material | Material(Pin) | Finish(Pin) | Suitable XKB Terminal |

广东星坤科技股份有限公司

| MARK | DESCRIPTION | DATE | REVISED | APPROVED |
|---|---|---|---|---|
| | REVISIONS | | | |

| | | |
|---|---|---|
| ANGLAR | ±5° |
| L≤4 | ±0.2 |
| 4<L≤16 | ±0.3 |
| 16<L≤63 | ±0.4 |
| L>63 | ±0.5 |
| UNSPECIFIED TOLERANCES | |

| | | | | | |
|---|---|---|---|---|---|
| DSND | | DATE | | SCALE: N/A | MODEL TYPE: X9357WV-2*XXFS-XXXX |
| DWN | | DATE | | VIEW: | PART NO.: 4.20mm Crimp Style Connector |
| CHKD | | DATE | | UNIT: mm/in | DWG NO.: |
| APPD | | DATE | | SIZE: A4 | |

XKB INDUSTRIAL PRECISION CO.,LIMITED

| WEIGHT | SHEET | REVISION |
|---|---|---|
| 1.0g | 1/1 | A0 |

www.xkcg.cn www.helloxkb.com www.helloxkb.cn

生效日期

文件工程章

XKB

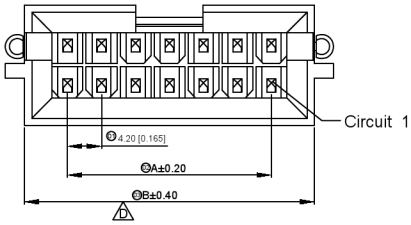


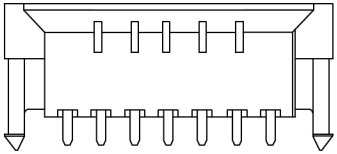

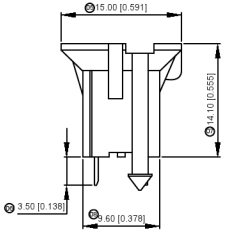


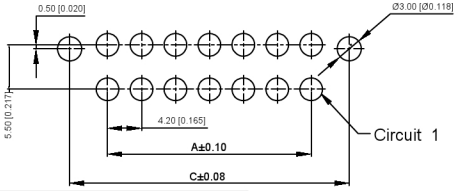


Specifications:
规格： XKB
Voltage rating:600V AC/DC
额定电压：600V AC/DC
Current rating:9A AC/DC
额定电流：9A AC/DC
Withstanding voltage:1500V AC/minute
耐受电压：1500V AC/分钟
Temperature range:-25℃-+85℃
温度范围：-25℃-+85℃
Insulation resistance:≥1000MΩ
绝缘电阻：≥1000MΩ
Contact resistance:≤10mΩ
接触电阻：≤10mΩ
After environmental testing:≤20mΩ
环境测试后：≤20兆欧

X9357 W V X-2*XX HB -XX SN XX
① ② ③ ④ ⑤ ⑥ ⑦ ⑧ ⑨

01 Series No
02 Category:W-wafer
03 Welding Board Angle:V-Straight 180°
04 Welding Way: Blank-DIP
05 Row No.-Pin No: 2*XX-2*02P-2*12P
06 Plug the PIn&Specal NO.
HB-The hollow needle with positioning column arrange ushering
07 Material:NO-PA66 94V-0:N2-PA66 94V-7
08 Planting Category:SN-Bright tin plating
09 Color:Blank-Natural Color

| Poles | Dimensions(mm) | | Poles | Dimensions(mm) | |
|---|---|---|---|---|---|
| | A | B | | A | B |
| 2*02 | 4.20 | 15.10 | 2*08 | 29.40 | 40.30 |
| 2*03 | 8.40 | 19.30 | 2*09 | 33.60 | 44.50 |
| 2*04 | 12.60 | 23.50 | 2*10 | 37.80 | 48.70 |
| 2*05 | 16.80 | 27.70 | 2*11 | 42.00 | 52.90 |
| 2*06 | 21.00 | 31.90 | 2*12 | 46.20 | 57.10 |
| 2*07 | 25.20 | 36.10 | | | |

| | | | | |
|---|---|---|---|---|
| X9357WV-2*XXHB-N0SN | Nylon 66 UL 94V-0 | Brass | Tin-Plated | X9357HM-B |
| X9357WV-2*XXHB-N2SN | Nylon 66 UL 94V-2 | Brass | Tin-Plated | X9357HM-B |
| PART N0 | Material | Material(Pin) | Finish(Pin) | Suitable XKB Terminal |

P.C.B LAYOUT

广东星坤科技股份有限公司

生效日期

文件工程章

| MARK | DESCRIPTION | DATE | REVISED | APPROVED |
|---|---|---|---|---|
| | REVISIONS | | | |

www.hellowkb.com

XKB

| | | |
|---|---|---|
| XKB | ANGLAR | ±5° |
| | L≤4 | ±0.2 |
| | 4<L≤16 | ±0.3 |
| | 16<L≤63 | ±0.4 |
| | L>63 | ±0.5 |
| | UNSPECIFIED TOLERANCES | |

| | | | | | |
|---|---|---|---|---|---|
| DSND | | DATE | | SCALE: N/A | MODEL TYPE: X9357WV-2xXXHB-N0SN |
| DWN | | DATE | | VIEW: | PART NO.: 2.40mm Crimp Style Connectors |
| CHKD | | DATE | | UNIT: mm/in | DWG NO.: |
| APPD | | DATE | | SIZE: A4 | |

XKB INDUSTRIAL PRECISION CO.,LIMITED

| WEIGHT | SHEET | REVISION |
|---|---|---|
| 1.0g | 1/1 | A0 |

XKB Connecitity

**Specifications:**

规格： XKB

**Voltage rating:600V AC/DC**

额定电压：600V AC/DC

**Current rating:9A AC/DC**

额定电流：9A AC/DC

**Withstanding voltage:1500V AC/minute**

耐受电压：1500V AC/分钟

**Temperature range:-25℃-+85℃**

温度范围：-25℃-+85℃

**Insulation resistance:≥1000MΩ**

绝缘电阻：≥1000MΩ

**Contact resistance:≤10mΩ**

接触电阻：≤10mΩ

**After environmental testing:≤20mΩ**

环境测试后：≤20兆欧

X9357 W R X-2*XX X-XX XX XX

01 02 03 04 05 06 07 08 09

01 Series No

02 Category:W-wafer

03 Welding Board Angle:V-180°

04 Welding Way: Blank-DIP

05 Row No.-Pin No. 2*xx-Double

06 Plug the PIn&Specal N0. :HN-The hollow needle

07 Material:N0-PA66 94V-0;N2-PA66 94V-2

08 Planting Category:SN-Bright tin plating

09 Color:Blank-Natural Color ,RD-dark red

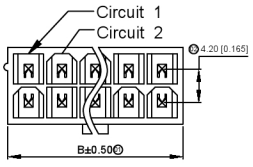


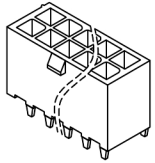

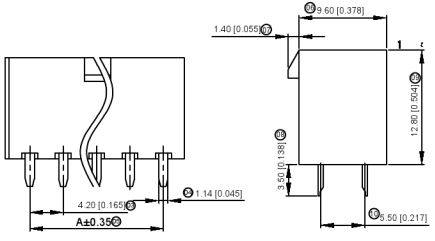


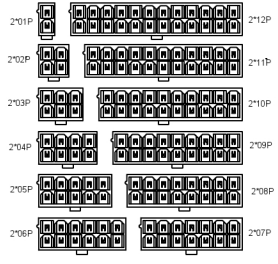


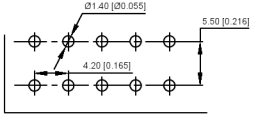


XKB Connecitity

| Poles | Dimensions(mm) A | Dimensions(mm) B | Poles | Dimensions(mm) A | Dimensions(mm) B |
|---|---|---|---|---|---|
| 2*01 | — | 5.40 | 2*07 | 25.20 | 30.60 |
| 2*02 | 4.20 | 9.60 | 2*08 | 29.40 | 34.80 |
| 2*03 | 8.40 | 13.80 | 2*09 | 33.60 | 39.00 |
| 2*04 | 12.60 | 18.00 | 2*10 | 37.80 | 43.20 |
| 2*05 | 16.80 | 22.20 | 2*11 | 42.00 | 47.40 |
| 2*06 | 21.00 | 26.40 | 2*12 | 46.20 | 51.60 |

XKB Connecitity

| | | | | |
|---|---|---|---|---|
| X9357WV-2*XXHN-N2SN1 | Nylon 66 UL 94V-2 | Brass | Tin-Plated | X9357H |
| X9357WV-2*XXHN-N2SNRD | Nylon 66 UL 94V-2 Dark Red | | | |
| X9357WV-2*XXHN-N2SN | Nylon 66 UL 94V-2 | | | |
| X9357WV-2*XXHN-N0SN | Nylon 66 UL 94V-0 | | | |
| PARE NO | Material | Material(Pin) | Finish(Pin) | Suitable XKB Terminal |

PCB RECOMMENDED LAYOUT

XKB Connecitity

| MARK | DESCRIPTION | DATE | REVISED | APPROVED |
|---|---|---|---|---|
| | | | | |
| | | | | |
| | | | | |
| | | | | |

REVISIONS

www.hellowkb.com

XKB

| XKB | ANGLAR | ±5° |
|---|---|---|
| | L≤4 | ±0.2 |
| | 4<L≤16 | ±0.3 |
| | 16<L≤63 | ±0.4 |
| | L>63 | ±0.5 |

UNSPECIFIED TOLERANCES

| | | | | | |
|---|---|---|---|---|---|
| DSND | | DATE | | SCALE: N/A | MODEL TYPE: X9357WV-2xXXHN-N2SN1 |
| DWN | | DATE | | VIEW: | PART NO.: 2.40mm Crimp Style Connectors |
| CHKD | | DATE | | UNIT: mm/in | DWG NO.: |
| APPD | | DATE | | SIZE: A4 | |

XKB INDUSTRIAL PRECISION CO.,LIMITED

| WEIGHT | SHEET | REVISION |
|---|---|---|
| 1.0g | 1/1 | A0 |

广东星坤科技股份有限公司
生效日期
文件工程章

XKB Connectivity

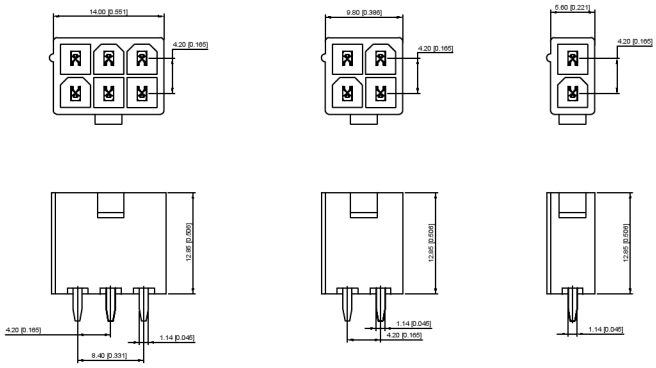


2*03PIN　　2*02PIN　　2*01PIN

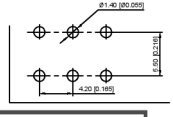


PCB RECOMMENDED LAYOUT

XKB Connectivity

**Specifications:**

规格：　　XKB

**Voltage rating:600V AC/DC**

额定电压：600V AC/DC

**Current rating:9A AC/DC**

额定电流：9A AC/DC

**Withstanding voltage:1500V AC/minute**

耐受电压：1500V AC/分钟

**Temperature range:-25℃-+85℃**

温度范围：-25℃-+85℃

**Insulation resistance:≥1000MΩ**

绝缘电阻：≥1000MΩ

**Contact resistance:≤10mΩ**

接触电阻：≤10mΩ

**After environmental testing:≤20mΩ**

环境测试后：≤20兆欧

XKB Connectivity

X9357 W V X-2*XX HS -XX SN XX

① ② ③ ④ ⑤ ⑥ ⑦ ⑧ ⑨ ⑩

01 Series No

02 Category:W-wafer

03 Welding Board Angle:V-Straight 180°

04 Welding Way: Blank-DIP

05 Row No.-Pin No.: 2*XX

06 Plug the PIn&Specal NO.:
HS-Hollow needle seal

07 Material:NO-PA66 94V-0;N2-PA66 94V-2

08 Planting Category:SN-Bright Tin plating

09 Color:Blank-Natural Color

XKB Connectivity

| | | | | |
|---|---|---|---|---|
| X9357WV-2*XXHS-N2SN | Nylon 66 UL 94V-2 | Brass | Tin-Plated | X9357H |
| X9357WV-2*XXHS-N0SN | Nylon 66 UL 94V-0 | | | |
| PART NO | Material | Material(Pin) | Finish(Pin) | Suitable XKB Terminal |

广东星坤科技股份有限公司
文件工程章

| MARK | DESCRIPTION | DATE | REVISED | APPROVED |
|---|---|---|---|---|
| | | | | |

REVISIONS

| | |
|---|---|
| ANGLAR | ±5° |
| L≤4 | ±0.2 |
| 4<L≤16 | ±0.3 |
| 16<L≤63 | ±0.4 |
| L>63 | ±0.5 |

UNSPECIFIED TOLERANCES

| | | | | | |
|---|---|---|---|---|---|
| DSND | | DATE | | SCALE: N/A | MODEL TYPE: X9357WVX-2*XXHS -XXSNXX |
| DWN | | DATE | | VIEW: | PART NO.: 4.20mm Crimp Style Connector |
| CHKD | | DATE | | UNIT: mm/in | DWG NO.: |
| APPD | | DATE | | SIZE: A4 | |

XKB INDUSTRIAL PRECISION CO.,LIMITED

| WEIGHT | SHEET | REVISION |
|---|---|---|
| 1.0g | 1/1 | A0 |

XKB

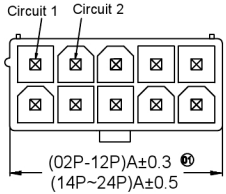


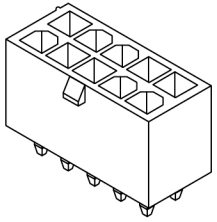

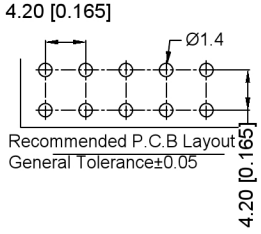


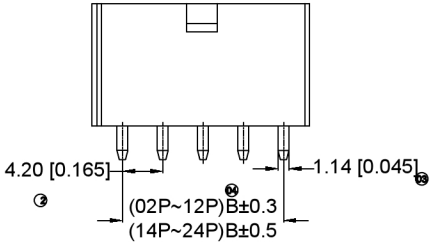


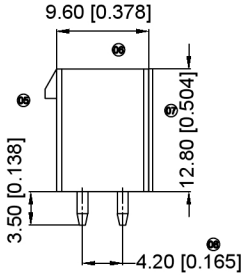


Specifications XKB
规格：
Voltage rating:600V AC/DC
额定电压：600V AC/DC
Current rating:9A AC/DC
额定电流：9A AC/DC
Withstanding voltage:1500V AC/minute
耐受电压：1500V AC/分钟
Temperature range:-25℃-+85℃
温度范围：-25℃-+85℃
Insulation resistance:≥100MΩ
绝缘电阻：≥100MΩ XKB
Contact resistance:≤10mΩ
接触电阻：≤10mΩ
After environmental testing:≤20mΩ
环境测试后：≤20兆欧

X9357WVX-2*XXX-XX XXXX
① ②③④ ⑤ ⑥ ⑦ ⑧ ⑨

1 Series No.
2 Category:W-AFER
3 Welding Board Angle: V- Stright 180°
4 Weding Way: Blank-DIP
5 Row No.Pin No:2*XX-2*01P~2*12P
6 Plug the Pin & Special No.:
G-JoinThe glass fiber 15%
7 Material: N0-PAG6 94V-0:N2-PA66 94V-2
9T-PA9T94V-0:46-PA46 94V-0
8 Plating Category: SN-Bright Tin Plating
9 Color:Blank-Natural Color BK-Black GY-Gray

| Poles | Dimensions(mm) | | Poles | Dimensions(mm) | |
|---|---|---|---|---|---|
| | A | B | | A | B |
| 2*01 | 5.40 | – | 2*07 | 30.60 | 25.20 |
| 2*02 | 9.60 | 4.20 | 2*08 | 34.80 | 29.40 |
| 2*03 | 13.80 | 8.40 | 2*09 | 39.00 | 33.60 |
| 2*04 | 18.00 | 12.60 | 2*10 | 43.20 | 37.80 |
| 2*05 | 22.20 | 16.80 | 2*11 | 47.40 | 42.00 |
| 2*06 | 26.40 | 21.00 | 2*12 | 51.60 | 46.20 |

| | | | | |
|---|---|---|---|---|
| X9357WV-2XX-9TSW | Nylon 9T UL 94V-0 | Brass | Mailre tin | X9357H |
| X9357WV-2*XX-N2V01 | Nylon 66 UL 94V-2 | Brass | Gold-Flash | |
| X9357WV-2*XX-N2SN | Nylon 66 UL 94V-2 | Brass | Tin-Plated | |
| X9357WV-2*XXG-N2V01 | Nylon 66 UL 94V-2 GF15% | Brass | Gold-Flash | |
| X9357WV-2*XXG-N2SN | Nylon 66 UL 94V-2 GF15% | Brass | Tin-Plated | |
| PART NO | Mstarial | Maerial(Pin) | Finish(Pin) | Suitable XKB Terminal |

广东星坤科技股份有限公司
生效日期
文件工程章

| MARK | DESCRIPTION | DATE | REVISED | APPROVED |
|---|---|---|---|---|
| | REVISIONS | | | |

www.hellxkb.com

| XKB | | |
|---|---|---|
| XKB | ANGLAR | ±5° |
| | L≤4 | ±0.2 |
| | 4<L≤16 | ±0.3 |
| | 16<L≤63 | ±0.4 |
| | L>63 | ±0.5 |
| | UNSPECIFIED TOLERANCES | |

| | | | | | |
|---|---|---|---|---|---|
| DSND | | DATE | | SCALE: N/A | MODEL TYPE: X9357WV-2*XXX-XXXX |
| DWN | | DATE | | VIEW: | PART NO.: 4.2 mm Crimp Style Connectors |
| CHKD | | DATE | | UNIT: mm/in | DWG NO.: |
| APPD | | DATE | | SIZE: A4 | |

XKB INDUSTRIAL PRECISION CO.,LIMITED

| WEIGHT | SHEET | REVISION |
|---|---|---|
| 1.0g | 1/1 | A0 |

XKB Connectivity

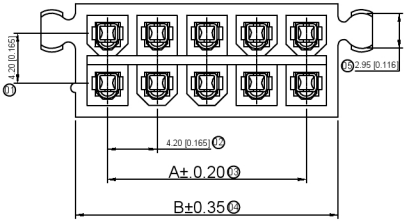


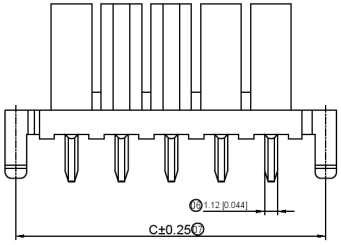


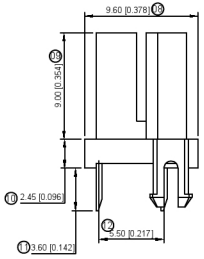


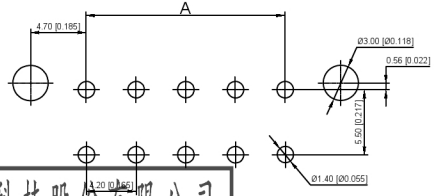


Recommended P.C.B Layout
General Tolerance±0.05

XKB Connectivity

Specifications:
规格:
Voltage rating:600V AC/DC
额定电压：600V AC/DC
Current rating:9A AC/DC
额定电流：9A AC/DC
Withstanding voltage:1500V AC/minute
耐受电压：1500V AC/分钟
Temperature range:-25℃-+85℃
温度范围：-25℃-+85℃
Insulation resistance:≥1000MΩ
绝缘电阻：≥1000MΩ
Contact resistance:≤10mΩ
接触电阻：≤10mΩ
After environmental testing:≤20mΩ
环境测试后：≤20兆欧

X9357 W V X-2*XX S - XX SW
01 02 03 04 05 06 07 08

01 Series No
02 Category:W-wafer
03 Welding Board Angle:V-Straight 180°
04 Welding Way: Blank-DIP
05 Row No.-Pin No: 2*XX-2*02P-2*12P
06 Plug the PIn&Specal NO.:S-With the column
07 Material:NO-PA66 94V-0:N2-PA66 94V-2
08 Planting Category:SW-Fog Tin plating

XKB Connectivity

| Poles | Dimensions(mm) | | | Poles | Dimensions(mm) | | |
|---|---|---|---|---|---|---|---|
| | A | B | C | | A | B | C |
| 2*01 | / | 5.40 | 9.40 | 2*07 | 25.20 | 30.60 | 34.60 |
| 2*02 | 4.20 | 9.60 | 13.60 | 2*08 | 29.40 | 34.80 | 38.80 |
| 2*03 | 8.40 | 13.80 | 17.80 | 2*09 | 33.60 | 39.00 | 43.00 |
| 2*04 | 12.60 | 18.00 | 22.00 | 2*10 | 37.80 | 43.20 | 47.20 |
| 2*05 | 16.80 | 22.20 | 26.20 | 2*11 | 42.00 | 47.40 | 51.40 |
| 2*06 | 21.00 | 26.40 | 30.40 | 2*12 | 46.20 | 51.60 | 55.60 |

XKB Connectivity

| | | | | |
|---|---|---|---|---|
| X9357WV-2*XXS-N2SW | Nylon 66 UL 94V-2 | Brass | Tin-Plated | X9357H |
| X9357WV-2*XXS-N0SW | Nylon 66 UL 94V-0 | | | |
| PART N0 | Material | Material(Pin) | Finish(Pin) | Suitable XKB Terminal |

广东星坤科技股份有限公司
生效日期
文件工程章

XKB Connectivity

| MARK | DESCRIPTION | DATE | REVISED | APPROVED |
|---|---|---|---|---|
| | REVISIONS | | | |

| UNSPECIFIED TOLERANCES | |
|---|---|
| ANGLAR | ±5° |
| L≤4 | ±0.2 |
| 4<L≤16 | ±0.3 |
| 16<L≤63 | ±0.4 |
| L>63 | ±0.5 |

| | | | | | |
|---|---|---|---|---|---|
| DSND | | DATE | | SCALE: N/A | MODEL TYPE: X9357WV-2*XXS-XXSW |
| DWN | | DATE | | VIEW: | PART NO.: 4.20mm Crimp Style Connector |
| CHKD | | DATE | | UNIT: mm/in | DWG NO.: |
| APPD | | DATE | | SIZE: A4 | |

XKB INDUSTRIAL PRECISION CO.,LIMITED

| WEIGHT | SHEET | REVISION |
|---|---|---|
| 1.0g | 1/1 | A0 |

www.xkcg.cn www.helloxkb.com www.helloxkb.cn

XKB

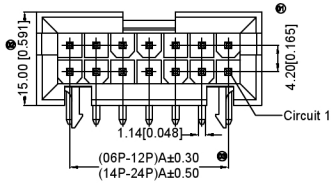


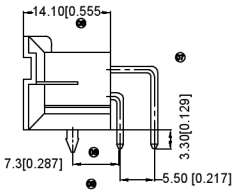


X9357 W R X-2*XX B-XX SN XX

01 Series No
02 Category:W-wafer
03 Welding Board Angle:R-Right Angle90
04 Welding Way: Blank-DIP
05 Row No.-Pin No: 2*xx-2*03P-2*12P
06 Plug the PIn&Specal NO.:
B-A rrange ushering with positioning column
07 Material:NO-PA66 94V-0:N2-PA66 94V-2
08 Planting Category:SN-Bright tin plating
09 Color:Blank-Natural Color

Specifications:
规格： XKB
Voltage rating:600V AC/DC
额定电压：600V AC/DC
Current rating:9A AC/DC
额定电流：9A AC/DC
Withstanding voltage:1500V AC/minute
耐受电压：1500V AC/分钟
Temperature range:-25℃-+85℃
温度范围：-25℃-+85℃
Insulation resistance:≥1000MΩ
绝缘电阻：≥1000MΩ
Contact resistance:≤10mΩ
接触电阻：≤10mΩ
After environmental testing:≤20mΩ
环境测试后：≤20兆欧

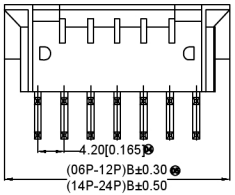





KEY HOLD CIRCUIT SIZE LAYUT

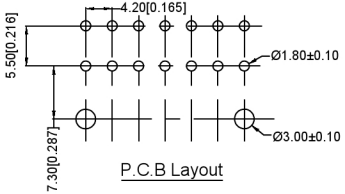


P.C.B Layout

| Poles | Dimensions(mm) | |
|---|---|---|
| | A | B |
| 2*03 | 8.40 | 19.20 |
| 2*04 | 12.60 | 23.40 |
| 2*05 | 16.80 | 27.60 |
| 2*06 | 21.00 | 31.80 |
| 2*07 | 25.20 | 36.00 |
| 2*08 | 29.40 | 40.20 |
| 2*09 | 33.60 | 44.40 |
| 2*10 | 37.80 | 48.60 |
| 2*11 | 42.00 | 52.80 |
| 2*12 | 46.20 | 57.00 |

| | | | | |
|---|---|---|---|---|
| X9357WR-2*XXB-N0SN | Nylon 66 UL 94V-0 | Brass | Tin- Plated | X9357HM-B |
| X9357WR-2* XXB-N2SN | Nylon 66 UL 94V-2 | | | |
| PART NO | Material | Mateial(Pin) | Finish(Pin) | Suitable XkB Terminal |

广东星坤科技股份有限公司
生效日期
文件工程章

| MARK | DESCRIPTION | DATE | REVISED | APPROVED |
|---|---|---|---|---|
| Δ1 | | | | |
| Δ2 | | | | |
| Δ3 | | | | |

REVISIONS
www.hellxkb.com

XKB

| | | |
|---|---|---|
| XKB | ANGLAR | ±5° |
| | L≤4 | ±0.2 |
| | 4<L≤16 | ±0.3 |
| | 16<L≤63 | ±0.4 |
| | L>63 | ±0.5 |
| | UNSPECIFIED TOLERANCES | |

| | | | | | |
|---|---|---|---|---|---|
| DSND | | DATE | | SCALE: N/A | MODEL TYPE: X9357WR-2*XXB-XXSN |
| DWN | | DATE | | VIEW: | PART NO.: 2.40mm Crimp Style Connectors |
| CHKD | | DATE | | UNIT: mm/in | DWG NO.: |
| APPD | | DATE | | SIZE: A4 | |

XKB INDUSTRIAL PRECISION CO.,LIMITED

| WEIGHT | SHEET | REVISION |
|---|---|---|
| 1.0g | 1/1 | A0 |

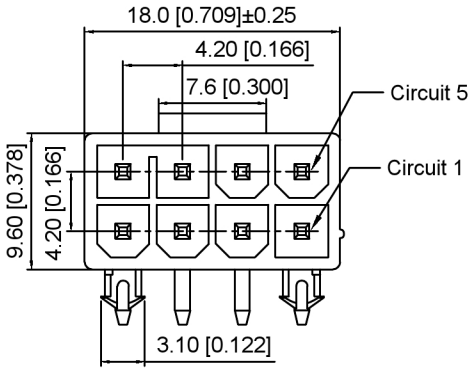


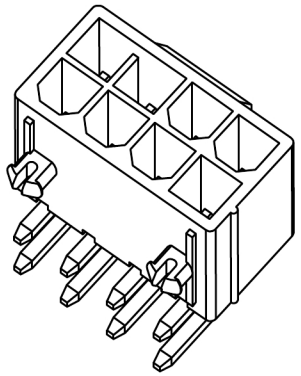

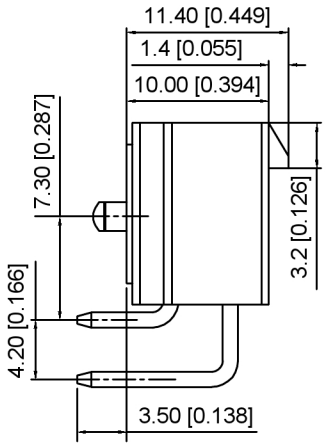


Specifications:
规格：
Voltage rating:600V AC/DC
额定电压：600V AC/DC
Current rating:7A AC/DC
额定电流：7A AC/DC
Withstanding voltage:1500V AC/minute
耐受电压：1500V AC/分钟
Temperature range:-25℃-+85℃
温度范围：-25℃-+85℃
Insulation resistance：1000MΩ min
绝缘电阻：1000MΩ Min
Contact resistance:20mΩ Max
接触电阻：20mΩ Max

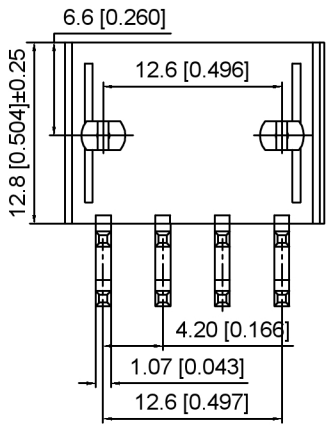


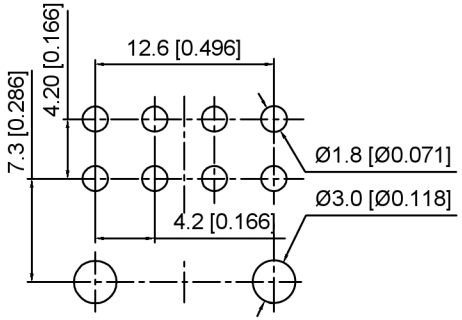


RECOMMENDED P .C .B LAYOUT(±0.05)

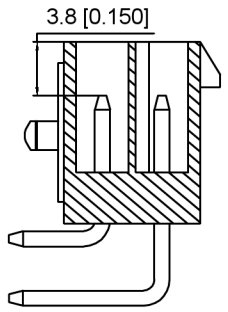


X9357 W R - 2xXX EH - LP SW
① ② ③ ④ ⑤ ⑥ ⑦

1.Series No
2.Category:W-Wafer
3.Welding Board Angle:R-Straight 90°
4.Row No.Pin No:2xXX-2x04Pin
5.Type:EH-The last two holes are connected
6.Material:LP-LCP UL94V-0 Black
7.Plating:SW-Matte Tin Plated

| X9357WR-2xXXEH-LPSW | LCP | Brass | X9357HM-EH |
|---|---|---|---|
| PART N0 | Material | Material(Pin) | Suitable XKB Housing |

广东星坤科技股份有限公司

| MARK | DESCRIPTION | DATE | REVISED | APPROVED |
|---|---|---|---|---|
| ΔX | | | | |
| ΔX | | | | |
| ΔX | | | | |

REVISIONS

| | |
|---|---|
| ANGLAR | ±5° |
| L≤ 4 | ±0.2 |
| 4<L≤ 16 | ±0.3 |
| 16<L≤ 63 | ±0.4 |
| L> 63 | ±0.5 |

UNSPECIFIED TOLERANCES

www.helloxkb.com www.helloxkb.cn www.xk-dg.cn

XKB INDUSTRIAL PRECISION CO.,LIMITED

| | | | |
|---|---|---|---|
| DSND | | SCALE: N/A | MODEL TYPE: 4.2mm Crimp Style Connector |
| DWN | | VIEW: | PART NO.: X9357WR-2xXXEH-LPSW |
| CHKD | | UNIT: mm/in | DWG NO.: X-X9357WR-2xXXEH-LPSW |
| APPD | | SIZE: A4 | |

| WEIGHT | SHEET | REVISION |
|---|---|---|
| | 1/1 | A0 |

生效日期

文件工程章

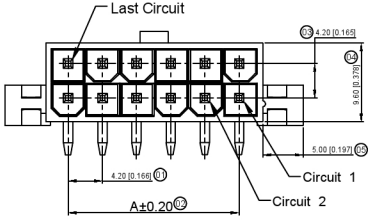


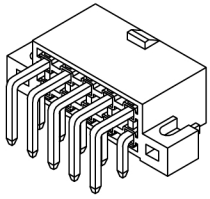

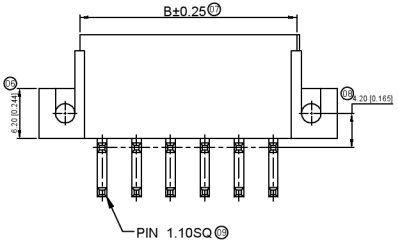


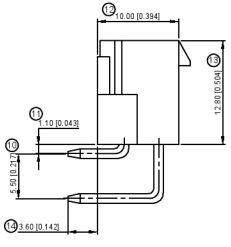


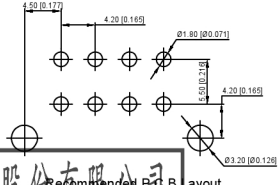


Recommended P.C.B Layout
General Tolerance±0.10

Specifications:
规格： XKB
Voltage rating:600V AC/DC
额定电压：600V AC/DC
Current rating:9A AC/DC
额定电流：9A AC/DC
Withstanding voltage:1500V AC/minute
耐受电压：1500V AC/分钟
Temperature range:-25℃-+85℃
温度范围：-25℃-+85℃
Insulation resistance:≥1000MΩ
绝缘电阻：≥1000MΩ
Contact resistance:≤10mΩ
接触电阻：≤10mΩ
After environmental testing:≤20mΩ
环境测试后：≤20兆欧

X9357 W R X-2*XX ES -XX SN XX
① ② ③ ④ ⑤ ⑥ ⑦ ⑧ ⑨

01 Series No
02 Category:W-wafer
03 Welding Board Angle:R-Right Angle 180°
04 Welding Way: Blank-DIP
05 Row No.-Pin No: 2*XX-2*01P-2*12P
06 Plug the PIn&Specal NO.:
ES-With Ears and Screw Holes
07 Material:NO-PA66 94V-0;N2-PA66 94V-2
08 Planting Category:SN-Bright tin plating
09 Color:Blank-Natural Color

| Poles | Dimensions(mm) | | Poles | Dimensions(mm) | |
|---|---|---|---|---|---|
| | A | B | | A | B |
| 2*01 | — | 5.40 | 2*07 | 25.20 | 30.60 |
| 2*02 | 4.20 | 9.60 | 2*08 | 29.40 | 34.80 |
| 2*03 | 8.40 | 13.80 | 2*09 | 33.60 | 39.00 |
| 2*04 | 12.60 | 18.00 | 2*10 | 37.80 | 43.20 |
| 2*05 | 16.80 | 22.20 | 2*11 | 42.00 | 47.40 |
| 2*06 | 21.00 | 26.40 | 2*12 | 46.20 | 51.60 |

| | | | | |
|---|---|---|---|---|
| X9357WR-2*XXES-N0SN | Nylon 66 UL 94V-0 | Brass | Tin-Plated | X9357H |
| X9357WR-2*XXES-N2SN | Nylon 66 UL 94V-2 | Brass | Tin-Plated | X9357H |
| PART N0 | Material | Material(Pin) | Finish(Pin) | Suitable XKB Terminal |

广东星坤科技股份有限公司
文件工程章

| MARK | DESCRIPTION | DATE | REVISED | APPROVED |
|---|---|---|---|---|
| | 生效日期 | | | |
| Δ1 | | | | |
| Δ2 | | | | |

REVISIONS

| ANGLAR | ±5° |
|---|---|
| L≤4 | ±0.2 |
| 4<L≤16 | ±0.3 |
| 16<L≤63 | ±0.4 |
| L>63 | ±0.5 |

UNSPECIFIED TOLERANCES

| | | | | | |
|---|---|---|---|---|---|
| DSND | | DATE | | SCALE: N/A | MODEL TYPE: X9357WR-2*XXES-N2SN |
| DWN | | DATE | | VIEW: | PART NO.: 4.20mm Crimp Style Connector |
| CHKD | | DATE | | UNIT: mm/in | DWG NO.: |
| APPD | | DATE | | SIZE: A4 | |

XKB INDUSTRIAL PRECISION CO.,LIMITED

| WEIGHT | SHEET | REVISION |
|---|---|---|
| 1.0g | 1/1 | A0 |

XKB

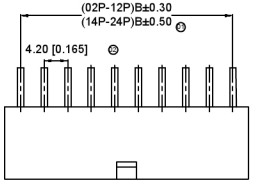


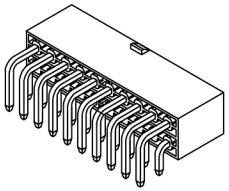

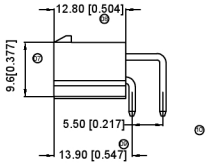


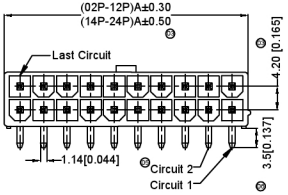


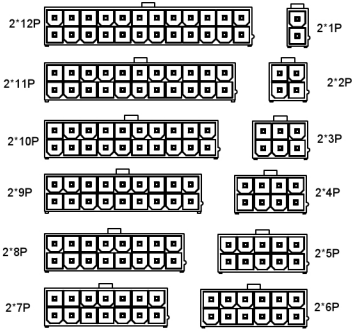


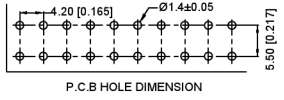


P.C.B HOLE DIMENSION

Specifications:
规格：
XKB
Voltage rating:600V AC/DC
额定电压：600V AC/DC
Current rating:9A AC/DC
额定电流：9A AC/DC
Withstanding voltage:1500V AC/minute
耐受电压：1500V AC/分钟
Temperature range:-25℃-+85℃
温度范围：-25℃-+85℃
Insulation resistance:≥1000MΩ
绝缘电阻：≥1000MΩ
Contact resistance:≤10mΩ
接触电阻：≤10mΩ
After environmental testing:≤20mΩ
环境测试后：≤20兆欧

X9357 W R X-2*XX X-XX XX XX
① ② ③ ④ ⑤ ⑥ ⑦ ⑧ ⑨

01 Series No
02 Category:W-wafer
03 Welding Board Angle:R-90
04 Welding Way: Blank-DIP
05 Row No.-Pin No: 2*xx-Double
06 Plug the PIn&Specal NO.:F-HF
07 Material:
NO-PA66 94V-0:N2-PA66 94V-7
LP-LCP94V-0:6T-PA6T94V-0:9T-PA9T94V-0
08 Planting Category:
V:All Gold-Plated*01-Gold Flash;
SN-Bright tin plating.70u"
09 Color:Blank-Natural Color BK-Black

| Poles | Dimensions(mm) | | Poles | Dimensions(mm) | |
|---|---|---|---|---|---|
| | A | B | | A | B |
| 2*01 | 5.60 | — | 2*07 | 30.80 | 25.20 |
| 2*02 | 9.80 | 4.20 | 2*08 | 35.00 | 29.40 |
| 2*03 | 14.00 | 8.40 | 2*09 | 39.20 | 33.60 |
| 2*04 | 18.20 | 12.60 | 2*10 | 43.40 | 37.80 |
| 2*05 | 22.40 | 16.80 | 2*11 | 47.60 | 42.00 |
| 2*06 | 26.60 | 21.00 | 2*12 | 51.80 | 46.20 |

| | | | | | |
|---|---|---|---|---|---|
| X9357WR-2*XXX-N0V01XX | Nylon 66 UL 94V-0 | Brass | Gold-Flash | X9357H | 1,000Pcs |
| X9357WR-2*XXX-N0SN1XX | Nylon66 UL94V-0 | Brass | Tin-Plated | | |
| X9357WR-2*XXX-N2V01XX | Nylon66 UL 94V-2 | Brass | Gold-Flash | | |
| X9357WR-2*XXX-N2SN1XX | Nylon66 UL 94V-2 | Brass | Tin-Plated | | |
| PART N0 | Material | Material(Pin) | Finish(Pin) | Suitable XKB | Q'ty/Bag |

广东星坤科技股份有限公司
生效日期
文件工程章

| MARK | DESCRIPTION | DATE | REVISED | APPROVED |
|---|---|---|---|---|
| | | | | XKB |
| Δ1 | | | | |
| Δ2 | | | | |
| Δ3 | | | | |

REVISIONS
www.hellxkb.com

| | | |
|---|---|---|
| ANGLAR | ±5° | |
| L≤4 | ±0.2 | |
| 4<L≤16 | ±0.3 | |
| 16<L≤63 | ±0.4 | |
| L>63 | ±0.5 | |
| UNSPECIFIED TOLERANCES | | |

XKB

| | | | | | |
|---|---|---|---|---|---|
| DSND | | DATE | | SCALE: N/A | MODEL TYPE: X9357WR-2xXX-XXXX |
| DWN | | DATE | | VIEW: | PART NO.: 4.2 mm Crimp Style Connectors |
| CHKD | | DATE | | UNIT: mm/in | DWG NO.: |
| APPD | | DATE | | SIZE: A4 | |

XKB INDUSTRIAL PRECISION CO.,LIMITED

| WEIGHT | SHEET | REVISION |
|---|---|---|
| 1.0g | 1/1 | A0 |

XKB

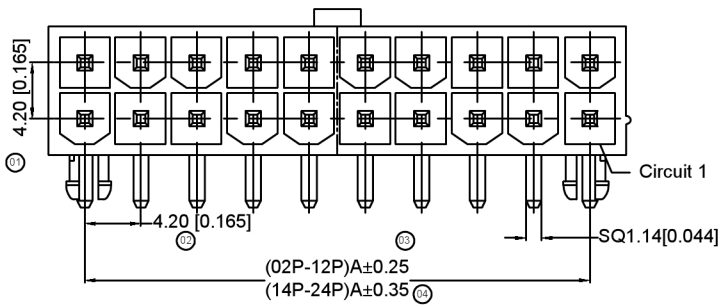


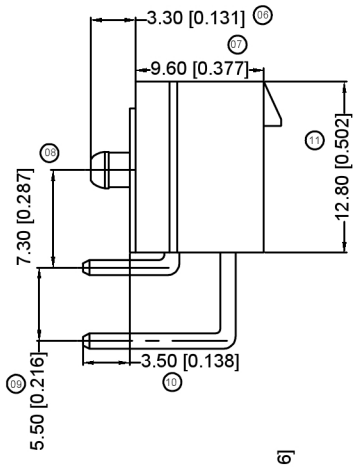


X9357 W R X-2*XX SX-XX SN XX
01 02 03 04 05 06 07 08 09

01 Series No.
02 Category:W-wafer
03 Welding Board Angle:R-90°
04 Welding Way: Blank-DIP;
05 Row No.-Pin No.: 2*XX-Double row
06 Special NO.
s-With positioning column F-halogen free
07 Material:NO-PA6694V-0:N2-PA6694V-2
LP-LCP 94V-0
08 Planting Category: SN-Bright tin plating 70u"
09 Color: Blank-natural color
BK-BLACKBL-BLUE RE-RED

Specifications:
规格：XKB
Voltage rating:600V AC/DC
额定电压：600V AC/DC
Current rating:9A AC/DC
额定电流：9A AC/DC
Withstanding voltage:1500V AC/minute
耐受电压：1500V AC/分钟
Temperature range:-25℃-+85℃
温度范围：-25℃-+85℃
Insulation resistance:≥1000MΩ
绝缘电阻：≥1000MΩ
Contact resistance:≤10mΩ
接触电阻：≤30mΩ
After environmental testing:≤20mΩ
环境测试后：≤20兆欧

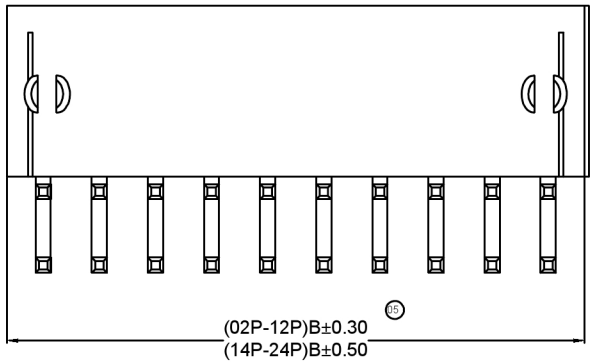


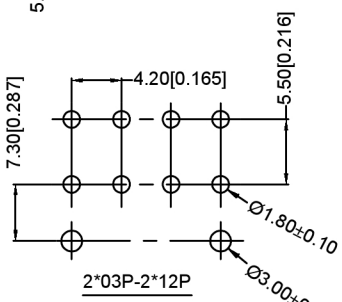


P.C.B. LAYOUT

| Poles | Dimensions(mm) | |
|---|---|---|
| | A | B |
| 2*01 | --- | 5.40 |
| 2*02 | 4.20 | 9.60 |
| 2*03 | 8.40 | 13.80 |
| 2*04 | 12.60 | 18.00 |
| 2*05 | 16.80 | 22.20 |
| 2*06 | 21.00 | 26.40 |
| 2*07 | 25.20 | 30.60 |
| 2*08 | 29.40 | 34.80 |
| 2*09 | 33.60 | 39.00 |
| 2*10 | 37.80 | 43.20 |
| 2*11 | 42.00 | 47.40 |
| 2*12 | 46.20 | 51.60 |

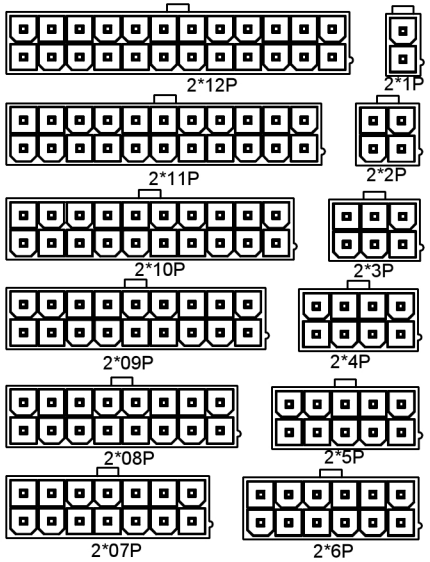


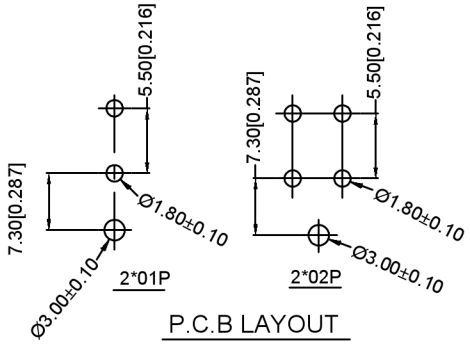


P.C.B LAYOUT

| PART NO | Material | Materal(Pin) | Finlsh(Pin) | Suitable XKB Terminal |
|---|---|---|---|---|
| X9357WR-2* XXS-LPSN | LCP UL 94V-0 | Brass | Tin- Plated | X9357H |
| X9357WR-2*XXSF-NOSNBK | Nylon 66 UL 94V-0 Halogen Free | | | |
| X9357WR-2*XXS-N0SNXX | Nylon 66 UL 94V-0 | | | |
| X9357WR-2* XXS-N2SNXX | Nylon 66 UL 94V-2 | | | |

C

广东星坤科技股份有限公司
日期
文件工程章

| MARK | DESCRIPTION | DATE | REVISED | APPROVED |
|---|---|---|---|---|
| | | | | |
| | | | | |
| | | | | |
| | | | | |

REVISIONS

www.helloxkb.com

XKB

| | | | |
|---|---|---|---|
| XKB | ANGLAR | ±5° | |
| | L≤4 | ±0.2 | |
| | 4<L≤16 | ±0.3 | |
| | 16<L≤63 | ±0.4 | |
| | L>63 | ±0.5 | |

UNSPECIFIED TOLERANCES

| | | | | | |
|---|---|---|---|---|---|
| DSND | | DATE | | SCALE: N/A | MODEL TYPE: |
| DWN | | DATE | | VIEW: | PART NO.: 4.20mm Crimp Style Connectors |
| CHKD | | DATE | | UNIT: mm/in | DWG NO.: |
| APPD | | DATE | | SIZE: A4 | |

XKB INDUSTRIAL PRECISION CO.,LIMITED

| WEIGHT | SHEET | REVISION |
|---|---|---|
| 1.0g | 1/1 | A0 |

XKB

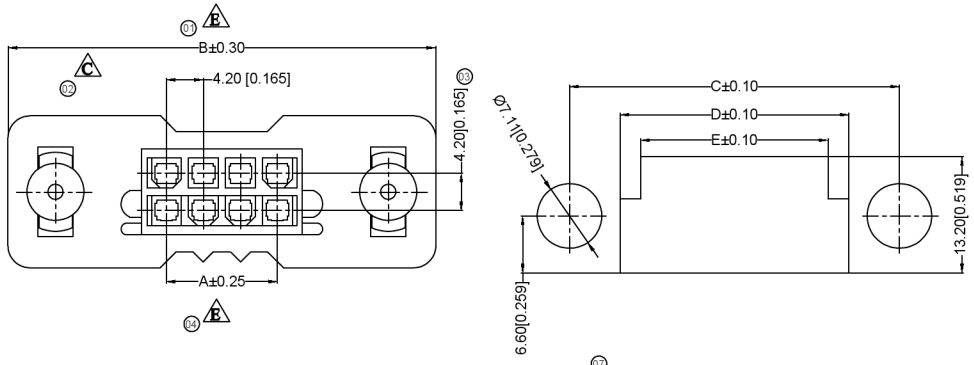


Specifications:
规格：XKB
Voltage rating:600V AC/DC
额定电压：600V AC/DC
Current rating:9A AC/DC
额定电流：9A AC/DC
Withstanding voltage:1500V AC/minute
耐受电压：1500V AC/分钟
Temperature range:-25℃-+85℃
温度范围：-25℃-+85℃
Insulation resistance:≥1000MΩ
绝缘电阻：≥1000MΩ
Contact resistance:≤10mΩ
接触电阻：≤10mΩ
After environmental testing:≤20mΩ
环境测试后：≤20兆欧

X9357 H M -2*XX B-N XX
01 02 03 04 05 06 07

01 Series No.
02 Category:H-HSG
03 Welding Board Angle:M-Male HGS
04 Row No-Pin No.:2*XX-Double row
05 Plug the Pin & special No.B-With the back seat
06 Material: ....
07 Color:Blank-natural color

| Poles | Dimensions(mm) | | | | |
|---|---|---|---|---|---|
| | A | B | C | D | E |
| 4 | 4.20 | 40.20 | 29.20 | 17.60 | 12.90 |
| 6 | 8.40 | 44.40 | 33.40 | 21.80 | 17.10 |
| 8 | 12.60 | 48.60 | 37.60 | 26.00 | 21.30 |
| 10 | 16.80 | 52.80 | 41.80 | 30.20 | 25.50 |
| 12 | 21.00 | 57.00 | 46.00 | 34.40 | 29.70 |
| 14 | 25.20 | 61.20 | 50.20 | 38.60 | 33.90 |
| 16 | 29.40 | 65.40 | 54.40 | 42.80 | 38.10 |
| 18 | 33.60 | 69.60 | 58.60 | 47.00 | 42.30 |
| 20 | 37.80 | 73.80 | 62.80 | 51.20 | 46.50 |
| 22 | 42.00 | 78.00 | 67.00 | 55.40 | 50.70 |
| 24 | 46.20 | 82.20 | 71.20 | 59.60 | 54.90 |
| 36 | 71.40 | 107.40 | 96.40 | 81.50 | 76.78 |

| X9357HM-2*XXB-N0 | Nylon 66 94V-0 | X9357TF | X9357HF-B |
|---|---|---|---|
| PART N0 | Material | Suitable XBK Terminal | Suitable XBK Terminal |

广东星坤科技股份有限公司
生效日期
文件工程章

| MARK | DESCRIPTION | DATE | REVISED | APPROVED |
|---|---|---|---|---|
| | REVISIONS | | | |

www.hellxkb.com

XKB

| | | |
|---|---|---|
| XKB | ANGLAR | ±5° |
| | L≤4 | ±0.2 |
| | 4<L≤16 | ±0.3 |
| | 16<L≤63 | ±0.4 |
| | L>63 | ±0.5 |
| | UNSPECIFIED TOLERANCES | |

| | | | | | |
|---|---|---|---|---|---|
| DSND | | DATE | | SCALE: N/A | MODEL TYPE: X9357HM-2*XXB-N0 |
| DWN | | DATE | | VIEW: | PART NO.: 2.40mm Crimp Style Connectors |
| CHKD | | DATE | | UNIT: mm/in | DWG NO.: |
| APPD | | DATE | | SIZE: A4 | |

XKB INDUSTRIAL PRECISION CO.,LIMITED

| WEIGHT | SHEET | REVISION |
|---|---|---|
| 1.0g | 1/1 | A0 |

XKB

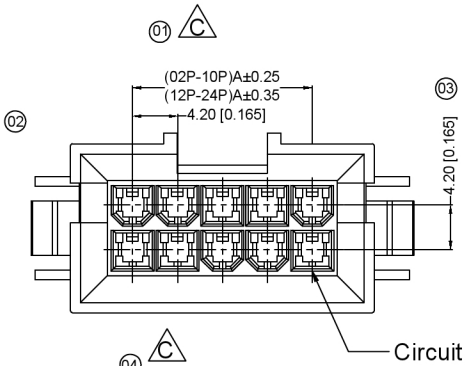


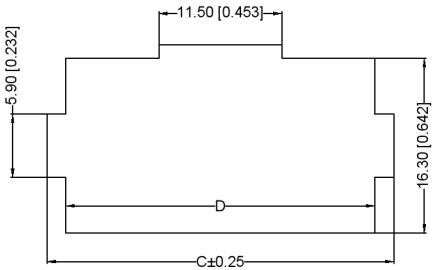


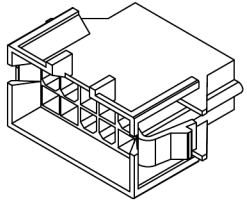

Specifications:
规格：XKB
Voltage rating:600V AC/DC
额定电压：60V AC/DC
Current rating:9A AC/DC
额定电流：9A AC/DC
Withstanding voltage:1500V AC/minute
耐受电压：1500V AC/分钟
Temperature range:-25℃-+85℃
温度范围：-25℃-+85℃
Insulation resistance:≥1000MΩ
绝缘电阻：≥1000MΩ
Contact resistance:≤10mΩ
接触电阻：≤10mΩ
After environmental testing:≤20mΩ
环境测试后：≤20兆欧

X9357 H F-2*XX B-N0 XX
01 02 03 04 05 06 07

01 Series No.
02 Category:H-HSG
03 Welding Board Angle:
Blank-ordinaryF-Fmale HGS
04 Row No.-Pin No.:2*XX-Doublerow
05 Plug the Pin & special No.: B-With a trough
06 Material:N0-PA66 94V-0
07 Color:Blank-natural color

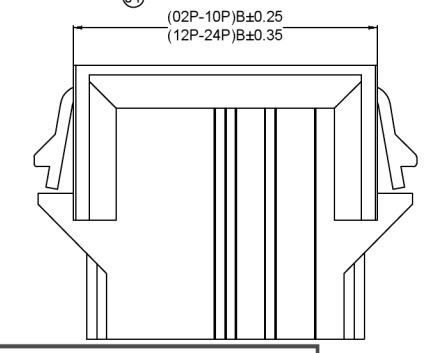


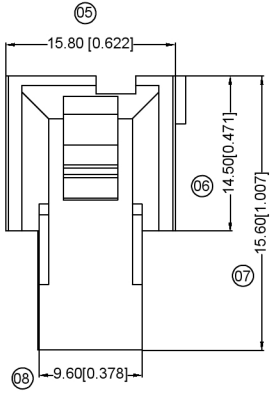


| Poles | Dimensions(mm) | | | |
|---|---|---|---|---|
| | A | B | C | D |
| 04 | 4.20 | 15.80 | 19.80 | 16.30 |
| 06 | 8.40 | 20.00 | 24.00 | 20.50 |
| 08 | 12.60 | 24.20 | 28.20 | 24.70 |
| 10 | 16.80 | 28.40 | 32.40 | 28.90 |
| 14 | 25.20 | 26.80 | 40.80 | 37.30 |
| 18 | 33.60 | 45.20 | 49.20 | 45.70 |
| 20 | 37.80 | 19.40 | 53.40 | 49.90 |
| 22 | 46.20 | 57.80 | 61.80 | 58.30 |

| X9357HF-2*XXB-N0 | Nylon 66 UL 94V-0 | 9357TM | X9357HM-B 9357WR-B |
|---|---|---|---|
| PART NO | Material | Suitable XKB Terminal | Suitable XKB Terminal |

广东星坤科技股份有限公司

| 生效 | | 日期 |
|---|---|---|
| ΔX | | |
| ΔX | | |

文件工程章

| MARK | DESCRIPTION | DATE | REVISED | APPROVED | XKB | ANGLAR | ±5° |
|---|---|---|---|---|---|---|---|
| | | | | | | L≤4 | ±0.2 |
| | | | | | | 4<L≤16 | ±0.3 |
| | | | | | | 16<L≤63 | ±0.4 |
| | | | | | | L>63 | ±0.5 |

REVISIONS
www.helloxkb.com

UNSPECIFIED TOLERANCES

| | | | | | |
|---|---|---|---|---|---|
| DSND | | DATE | | SCALE: N/A | MODEL TYPE: X9357HF-2*XXB-N0 |
| DWN | | DATE | | VIEW: | PART NO.: 2.40mm Crimp Style Connectors |
| CHKD | | DATE | | UNIT: mm/in | DWG NO.: |
| APPD | | DATE | | SIZE: A4 | |

XKB INDUSTRIAL PRECISION CO.,LIMITED

| WEIGHT | SHEET | REVISION |
|---|---|---|
| 1.0g | 1/1 | A0 |

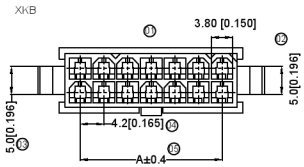


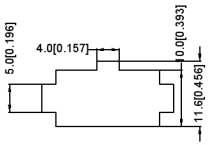


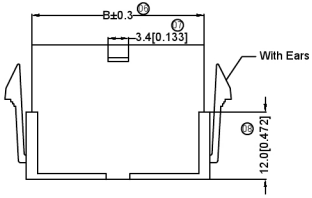


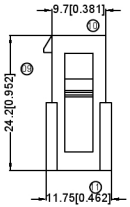


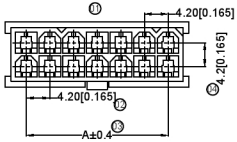


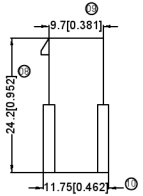


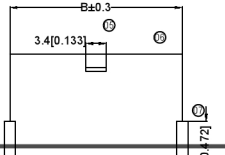


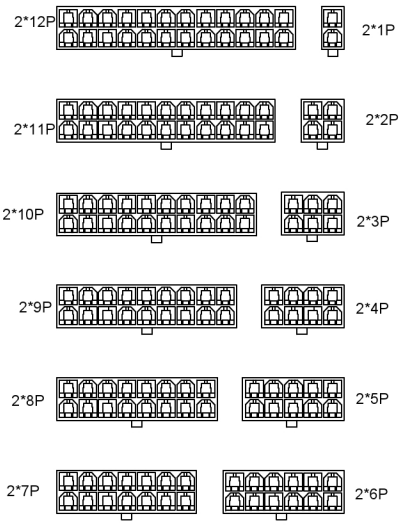


Specifications:
规格： XKB
Voltage rating:600V AC/DC
额定电压：600V AC/DC
Current rating:9A AC/DC
额定电流：9A AC/DC
Withstanding voltage:1500V AC/minute
耐受电压：1500V AC/分钟
Temperature range:-25℃-+85℃
温度范围：-25℃-+85℃
Insulation resistance:≥1000MΩ
绝缘电阻：≥1000MΩ
Contact resistance:≤10mΩ
接触电阻：≤10mΩ XKB
After environmental testing:≤20mΩ
环境测试后：≤20兆欧

X9357 H F -2*XX X-XX XX
① ② ③ ④ ⑤ ⑥ ⑦

① Series No.
② Category:H-HSG
③ Welding Board Angle:F-Female
④ Row No.-Pin No.:2*XX-2*01P~2*12P
⑤ Plug the Pin & special No.:
I-Without the Wing; G-With the Wing
⑥ Material:N0-PA66 94V-0;N2-PA66 94V-2
⑦ Color:Blank-Natural Color BK-Black

| Poles | Dimensions(mm) | | Poles | Dimensions(mm) | |
|---|---|---|---|---|---|
| | A | B | | A | B |
| 2*01 | --- | 5.60 | 2*07 | 25.20 | 30.80 |
| 2*02 | 4.20 | 9.80 | 2*08 | 29.40 | 35.00 |
| 2*03 | 8.40 | 14.00 | 2*09 | 33.60 | 39.20 |
| 2*04 | 12.60 | 18.20 | 2*10 | 37.80 | 43.40 |
| 2*05 | 16.80 | 22.40 | 2*11 | 42.00 | 47.60 |
| 2*06 | 21.00 | 26.60 | 2*12 | 46.20 | 51.80 |

| PART NO | Material | Suitable XKB Terminal | Suitable XKB Terminal | Note |
|---|---|---|---|---|
| X9357HF-2*XX-N2BK | Nylon 66 94V-2 Black | X9357TM | X9357W Or 9357H | Without Ears |
| X9357HF-2*XXG-N2 | Nylon 66 94V-2 | | | With Ears |
| X9357HF-2*XXI-N2 | Nylon 66 94V-2 | | | Without Ears |
| X9357HF-2*XXG-N0 | Nylon 66 94V-0 | | | With Ears |
| X9357HF-2*XXI-N0 | Nylon 66 94V-0 | | | Without Ears |

广东星坤科技股份有限公司
生效日期
文件工程章

| MARK | DESCRIPTION | DATE | REVISED | APPROVED |
|---|---|---|---|---|
| | REVISIONS | | | |

www.hellxkb.com

| XKB | ANGLAR | ±5° |
|---|---|---|
| | L≤4 | ±0.2 |
| | 4<L≤16 | ±0.3 |
| | 16<L≤63 | ±0.4 |
| | L>63 | ±0.5 |
| | UNSPECIFIED TOLERANCES | |

| | | | | | |
|---|---|---|---|---|---|
| DSND | | DATE | | SCALE: N/A | MODEL TYPE: X9357HF-2xXXG-N2 |
| DWN | | DATE | | VIEW: | PART NO.: 2.40mm Crimp Style Connectors |
| CHKD | | DATE | | UNIT: mm/in | DWG NO.: |
| APPD | | DATE | | SIZE: A4 | |

XKB INDUSTRIAL PRECISION CO.,LIMITED

| WEIGHT | SHEET | REVISION |
|---|---|---|
| 1.0g | 1/1 | A0 |

XKB

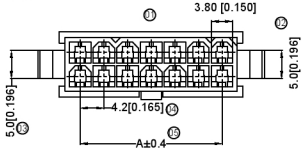


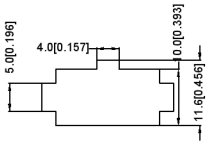


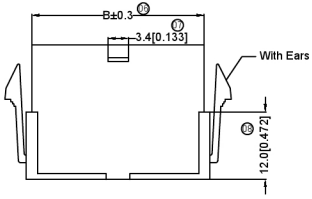


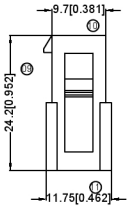


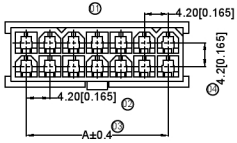


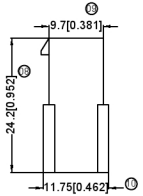


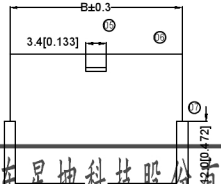


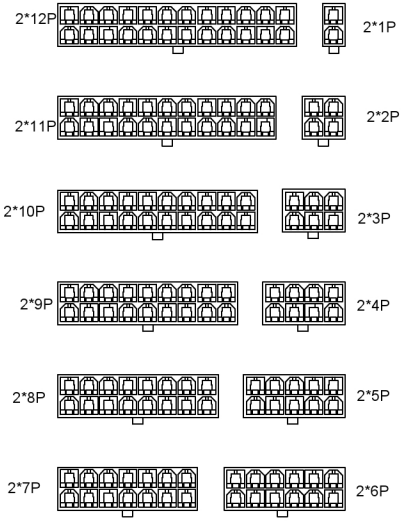


Specifications:
规格： XKB
Voltage rating:600V AC/DC
额定电压：600V AC/DC
Current rating:9A AC/DC
额定电流：9A AC/DC
Withstanding voltage:1500V AC/minute
耐受电压：1500V AC/分钟
Temperature range:-25℃-+85℃
温度范围：-25℃-+85℃
Insulation resistance:≥1000MΩ
绝缘电阻：≥1000MΩ
Contact resistance:≤10mΩ
接触电阻：≤10mΩ XKB
After environmental testing:≤20mΩ
环境测试后：≤20兆欧

X9357 H F -2*XX X-XX XX
① ② ③ ④ ⑤ ⑥ ⑦

① Series No.
② Category:H-HSG
③ Welding Board Angle:F-Female
④ Row No.-Pin No.:2*XX-2*01P~2*12P
⑤ Plug the Pin & special No.:
I-Without the Wing; G-With the Wing
⑥ Material:N0-PA66 94V-0;N2-PA66 94V-2
⑦ Color:Blank-Natural Color BK-Black

| Poles | Dimensions(mm) | | Poles | Dimensions(mm) | |
|---|---|---|---|---|---|
| | A | B | | A | B |
| 2*01 | --- | 5.60 | 2*07 | 25.20 | 30.80 |
| 2*02 | 4.20 | 9.80 | 2*08 | 29.40 | 35.00 |
| 2*03 | 8.40 | 14.00 | 2*09 | 33.60 | 39.20 |
| 2*04 | 12.60 | 18.20 | 2*10 | 37.80 | 43.40 |
| 2*05 | 16.80 | 22.40 | 2*11 | 42.00 | 47.60 |
| 2*06 | 21.00 | 26.60 | 2*12 | 46.20 | 51.80 |

| PART NO | Material | Suitable XKB Terminal | Suitable XKB Terminal | Note |
|---|---|---|---|---|
| X9357HF-2*XX-N2BK | Nylon 66 94V-2 Black | X9357TM | X9357W Or 9357H | Without Ears |
| X9357HF-2*XXG-N2 | Nylon 66 94V-2 | | | With Ears |
| X9357HF-2*XXI-N2 | Nylon 66 94V-2 | | | Without Ears |
| X9357HF-2*XXG-N0 | Nylon 66 94V-0 | | | With Ears |
| X9357HF-2*XXI-N0 | Nylon 66 94V-0 | | | Without Ears |

广东星坤科技股份有限公司
生效日期
文件工程章

| MARK | DESCRIPTION | DATE | REVISED | APPROVED |
|---|---|---|---|---|
| | REVISIONS | | | |

www.hellxkb.com

| XKB | ANGLAR | ±5° |
|---|---|---|
| | L≤4 | ±0.2 |
| | 4<L≤16 | ±0.3 |
| | 16<L≤63 | ±0.4 |
| | L>63 | ±0.5 |
| | UNSPECIFIED TOLERANCES | |

| | | | | | |
|---|---|---|---|---|---|
| DSND | | DATE | | SCALE: N/A | MODEL TYPE: X9357HF-2xXXG-N2 |
| DWN | | DATE | | VIEW: | PART NO.: 2.40mm Crimp Style Connectors |
| CHKD | | DATE | | UNIT: mm/in | DWG NO.: |
| APPD | | DATE | | SIZE: A4 | |

XKB INDUSTRIAL PRECISION CO.,LIMITED

| WEIGHT | SHEET | REVISION |
|---|---|---|
| 1.0g | 1/1 | A0 |

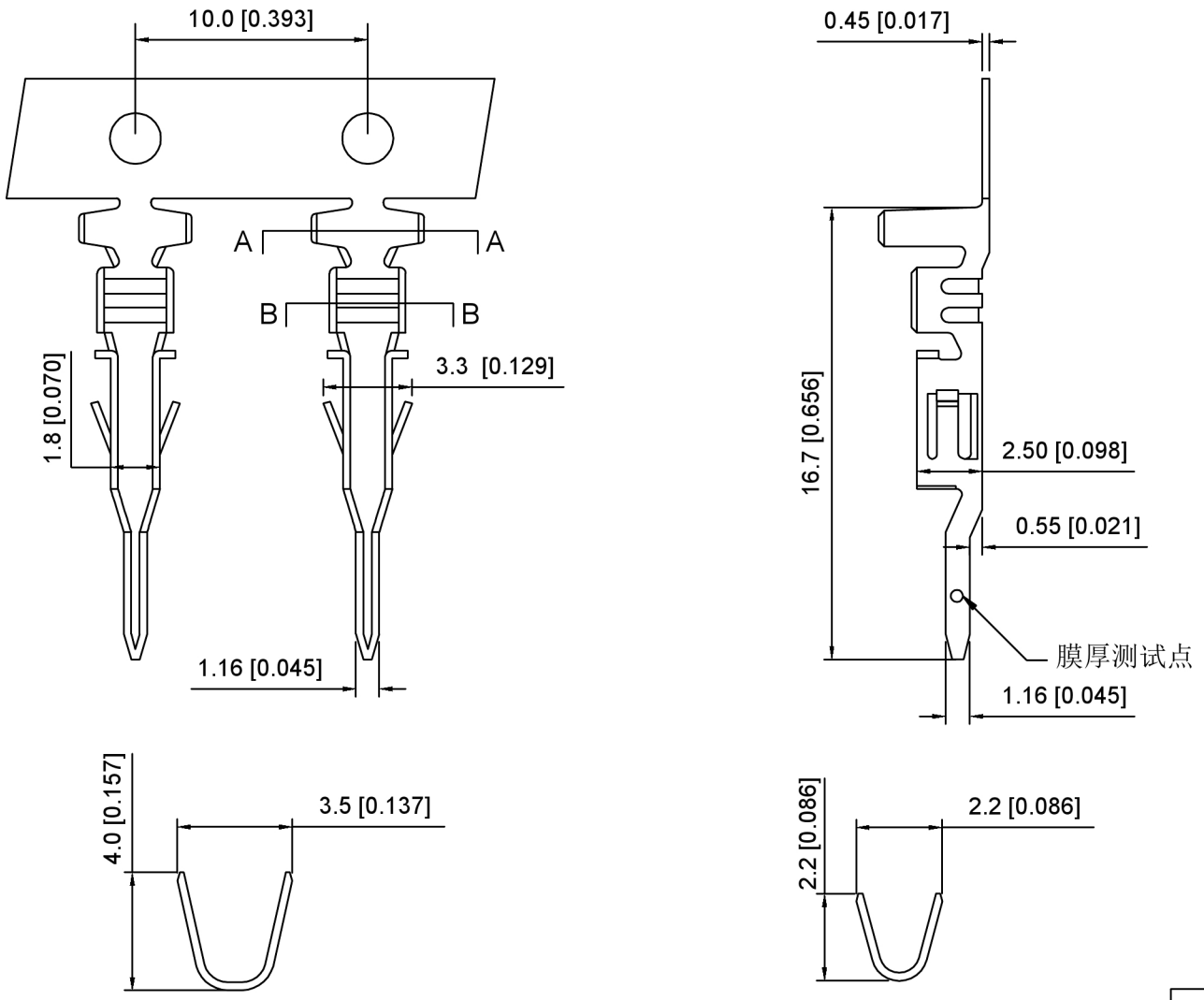


A-A

B-B

Specifications:
规格：
Voltage rating:250V AC/DC
额定电压：250V AC/DC
Current rating:7A AC/DC
额定电流：7A AC/DC
Withstanding voltage:500V AC/minute
耐受电压：500V AC/分钟
Temperature range:-25℃-+85℃
温度范围：-40℃-+105℃
Insulation resistance:1000MΩ min
绝缘电阻：1000MΩ Min
Contact resistance:20mΩ Max
接触电阻：20mΩ Max

X9357 T M - B SN -X
① ② ③ ④ ⑤ ⑥

1.Series No
2.Category:T-Terminal
3.Category:M-Male Terminal
4.Material:B-Brass
5.Plating:SN-Tin Plated
6.Special No:Blank-Low Feet
H-High Feet

| X9357TM-BSN | Brass | AWG#18~22 | X9635HF |
|---|---|---|---|
| X9357TM-BSN-H | | AWG#16~22 | |
| PART N0 | Material | Wrie Range | Suitable XKB Housing |

广东星坤科技股份有限公司
文件工程章

| MARK | DESCRIPTION | DATE | REVISED | APPROVED |
|---|---|---|---|---|
| Δ修改 | 日期 | | | |
| Δ | | | | |
| Δ | | | | |

REVISIONS

| | |
|---|---|
| ANGLAR | ±5° |
| L≤ 4 | ±0.2 |
| 4<L≤ 16 | ±0.3 |
| 16<L≤ 63 | ±0.4 |
| L> 63 | ±0.5 |

UNSPECIFIED TOLERANCES

www.helloxkb.com www.helloxkb.cn www.xk-dg.cn

| | | | |
|---|---|---|---|
| DSND | | SCALE: N/A | MODEL TYPE: 4.2mm Crimp Style Connector |
| DWN | | VIEW: | PART NO.: X9357TM-BSN |
| CHKD | | UNIT: mm/in | DWG NO.: X-X9357TM-BSN |
| APPD | | SIZE: A4 | |

XKB INDUSTRIAL PRECISION CO.,LIMITED

| WEIGHT | SHEET | REVISION |
|---|---|---|
| | 1/1 | A0 |

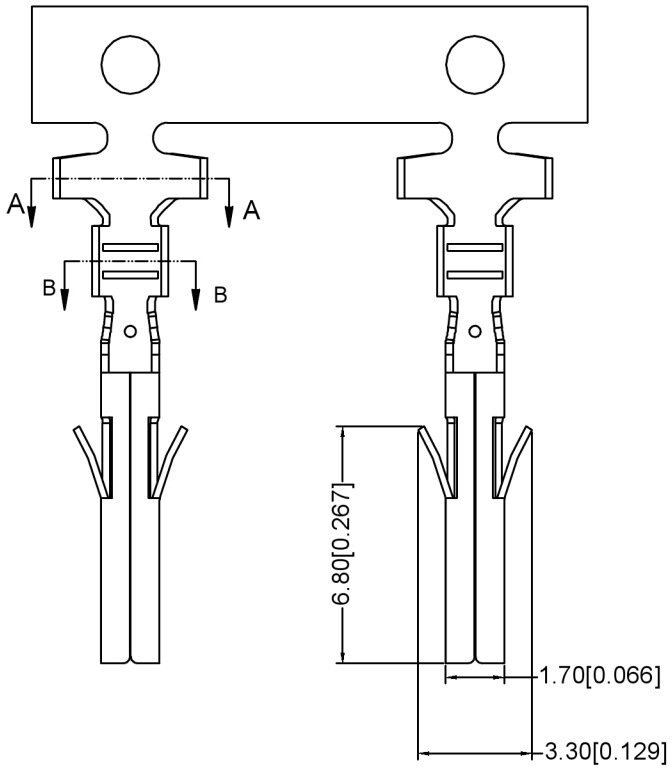


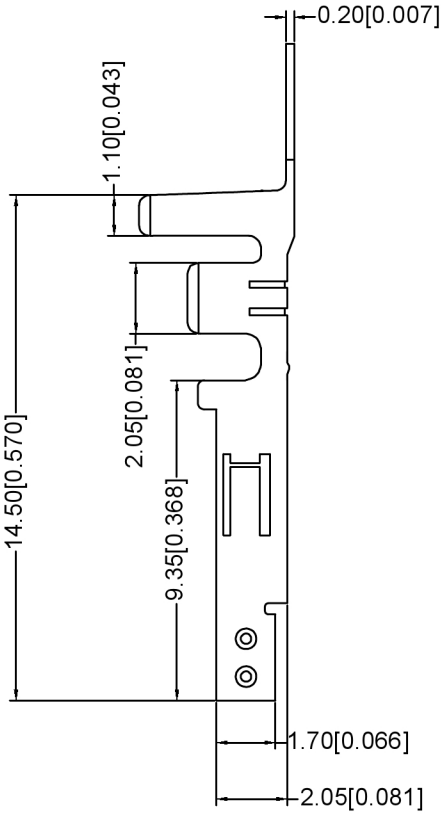


Specifications:
规格：
Voltage rating:600V AC/DC
额定电压：600V AC/DC
Current rating:9A AC/DC
额定电流：9A AC/DC
Withstanding voltage:1500V AC/minute
耐受电压：1500V AC/分钟
Temperature range:-25℃-+85℃
温度范围：-25℃-+85℃
Insulation resistance:≥1000MΩ
绝缘电阻：≥1000MΩ
Contact resistance:≤10mΩ
接触电阻：≤10mΩ
After environmental testing:≤20mΩ
环境测试后：≤20兆欧

X9357 T F -X SN X-H
01 02 03 04 05 06 07

01 Series Number
02 Category: T-terminal
03 Shape:F-Female
04 Material:B-Brass; P-Phosphor Bronze
05 Plating style: SN-Bright tin plating
06 Plating method:
Blank-Stamping before plating;
07 Special No: H-High Leads

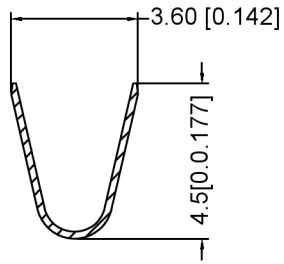


A-A

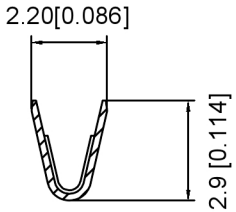


B-B

| PART NO | Material | Wire Range | Insulation O.D. | Finish | Suitable XKB |
|---|---|---|---|---|---|
| X9357TF-PSN-H | Phosphor Bronze | AWG#16-24 | 3.10mm(Max) | Stamping Before Plating :30u" MIN. Ni70u"Sn MIN. | X9357HM |
| X9357TF-BSN-H | Brass | | | | |

广东星坤科技股份有限公司
文件工程章

| MARK | DESCRIPTION | DATE | REVISED | APPROVED |
|---|---|---|---|---|
| ΔX | 更改 | | | |
| ΔX | 数 | | | |
| ΔX | 日期 | | | |

REVISIONS

| UNSPECIFIED TOLERANCES | |
|---|---|
| ANGLAR | ±5° |
| L≤ 4 | ±0.2 |
| 4<L≤ 16 | ±0.3 |
| 16<L≤ 63 | ±0.4 |
| L> 63 | ±0.5 |

www.helloxkb.com www.helloxkb.cn www.xk-dg.cn

XKB INDUSTRIAL PRECISION CO.,LIMITED

| | | | |
|---|---|---|---|
| DSND | | SCALE: N/A | MODEL TYPE: 4.2mm Crimp Style Connector |
| DWN | | VIEW: | PART NO.: X9357TF-BSN-H |
| CHKD | | UNIT: mm/in | DWG NO.: X-X9357TF-BSN-H |
| APPD | | SIZE: A4 | WEIGHT / SHEET 1/1 / REVISION A0 |

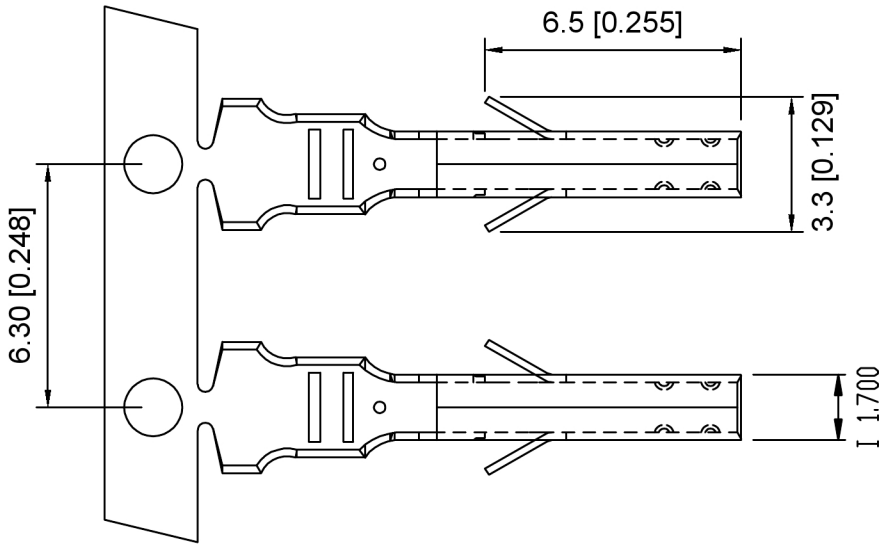


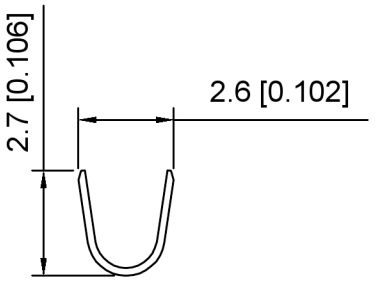


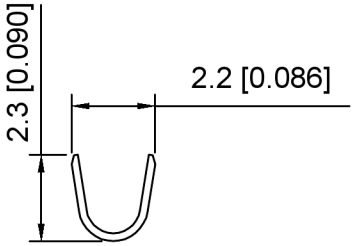


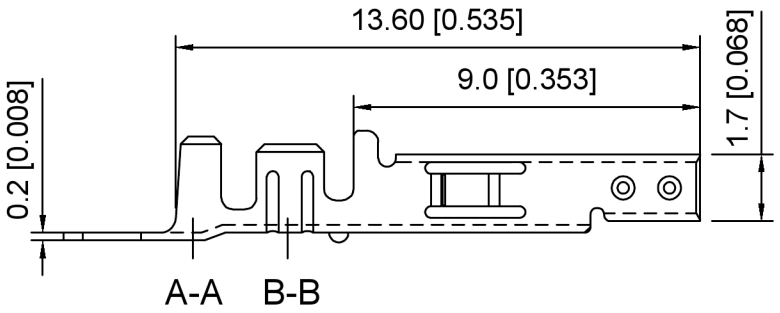


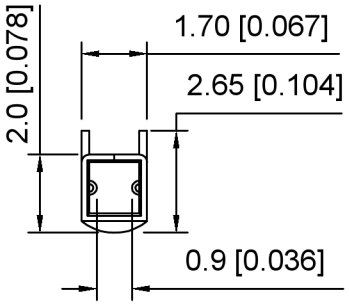


Specifications:
规格：
Voltage rating:600V AC/DC
额定电压：600V AC/DC
Current rating:9A AC/DC
额定电流：9A AC/DC
Withstanding voltage:1500V AC/minute
耐受电压：1500V AC/分钟
Temperature range:-25℃-+85℃
温度范围：-25℃-+85℃
Insulation resistance:1000MΩ min
绝缘电阻：1000MΩ Min
Contact resistance:10mΩ Max
接触电阻：10mΩ Max

X9357 T F - B SN - M
① ② ③ ④ ⑤ ⑥

1.Series No
2.Category:T-Terminal
3.Category:F-Female Terminal
4.Material:B-Brass
5.Plating:SN-Tin Plated
6.Special No:M-Lower the foot

| X9357TF-BSN-M | Brass | AWG#20 | X9357H |
|---|---|---|---|
| PART N0 | Material | Wire Range | Suitable XKB Housing |

广东星坤科技股份有限公司

| MARK | DESCRIPTION | DATE | REVISED | APPROVED |
|---|---|---|---|---|
| Δ1 | 修改 | | | |
| Δ2 | 日期 | | | |
| Δ3 | | | | |

REVISIONS

| ANGLAR | ±5° |
|---|---|
| L≤ 4 | ±0.2 |
| 4<L≤ 16 | ±0.3 |
| 16<L≤ 63 | ±0.4 |
| L> 63 | ±0.5 |

UNSPECIFIED TOLERANCES

| | | | |
|---|---|---|---|
| DSND | | SCALE: N/A | MODEL TYPE: 4.2mm Crimp Style Connector |
| DWN | | VIEW: | PART NO.: X9357TF-BSN-M |
| CHKD | | UNIT: mm/in | DWG NO.: X-X9357TF-BSN-M |
| APPD | | SIZE: A4 | |

XKB INDUSTRIAL PRECISION CO.,LIMITED

| WEIGHT | SHEET | REVISION |
|---|---|---|
| | 1/1 | A0 |

文件工程章

www.helloxkb.com www.helloxkb.cn www.xk-dg.cn