XKB

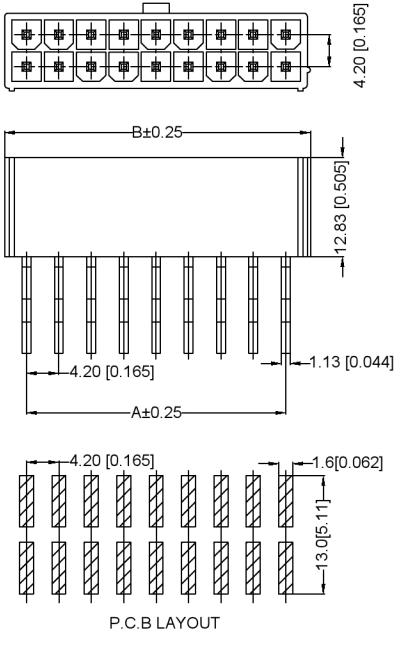

P.C.B LAYOUT

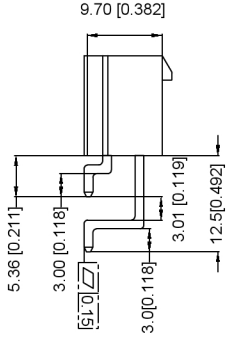

Specifications:

规格：XKB

Voltage rating:250V AC/DC

额定电压：250V AC/DC

Current rating:7A AC/DC

额定电流：7A AC/DC

Withstanding voltage:1500V AC/minute

耐受电压：1500V AC/分钟

Temperature range:-25℃-+85℃

温度范围：-25℃-+85℃

Insulation resistance:≥1000MΩ

绝缘电阻：≥1000MΩ

Contact resistance:≤30mΩ

接触电阻：≤30mΩXKB

After environmental testing:≤20mΩ

环境测试后：≤20兆欧

X9357 W R S-2*XX X-XX XX XX

① ② ③ ④ ⑤ ⑥ ⑦ ⑧ ⑨

Poles	Dimensions(mm)	
	A	B
1	---	5.60
2	4.20	9.80
3	8.40	14.00
4	12.60	18.20
5	16.80	22.40
6	21.00	26.60
7	25.20	30.80
8	29.40	35.00
9	33.60	39.20
10	37.80	43.40
11	42.00	47.60
12	46.20	51.80

1 系列

2 类别:W-WAFER类

3 外观形态:
R-90°(带脚式)

4 成型方式: S-SMT

5 PIN数:双排-2*XX
自空码-普通规格 A-带定位柱

7 材质:
NO-PA66 94V-0

8 电镀类别:
SN-镀亮锡(/0u")

9颜色:
空码-本色

X9357WRS-2*XX-N0SN	Nylon 66 UL 94V-0	Brass	Tin-Plated	X9357H or 9357T
Part No	Material	Materia(Pin)	Finish(Terminal)	Suitable XKB Terminal

广东星坤科技股份有限公司

生效日期

文件工程章

MARK	DESCRIPTION	DATE	REVISED	APPROVED
Δ1				
Δ2				
Δ3				

REVISIONS

www.hellxkb.com

XKB

XKB	ANGLAR	±5°
	L≤4	±0.2
	4<L≤16	±0.3
	16<L≤63	±0.4
	L>63	±0.5

UNSPECIFIED TOLERANCES

DSND		DATE		SCALE: N/A
DWN		DATE		VIEW:
CHKD		DATE		UNIT: mm/in
APPD		DATE		SIZE: A4

XKB INDUSTRIAL PRECISION CO.,LIMITED

MODEL TYPE: X9357WRS-2*XX-N0SN

PART NO.: 4.2 mm Crimp Style Connectors

DWG NO.:

WEIGHT	SHEET	REVISION
1.0g	1/1	A0

XKB

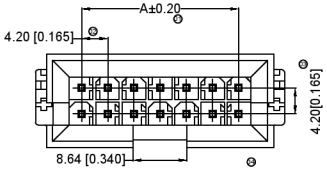

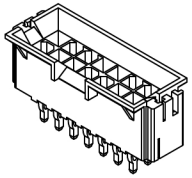

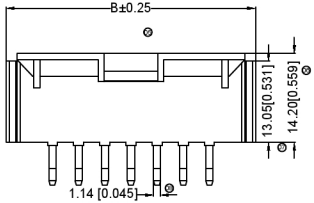

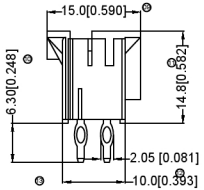

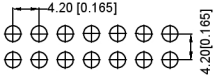

Specifications:
规格： XKB
Voltage rating:600V AC/DC
额定电压：600V AC/DC
Current rating:9A AC/DC
额定电流：9A AC/DC
Withstanding voltage:1500V AC/minute
耐受电压：1500V AC/分钟
Temperature range:-25℃-+85℃
温度范围：-25℃-+85℃
Insulation resistance:≥1000MΩ
绝缘电阻：≥1000MΩ
Contact resistance:≤10mΩ
接触电阻：≤10mΩ
After environmental testing:≤20mΩ
环境测试后：≤20兆欧

X9357 W V X-2*XX X-XX SN XX
01 Series No
02 Category:W-wafer
03 Welding Board Angle:V-180°
04 Welding Way: Blank-DIP
05 Row No.-Pin No: 2*xx-Double row
06 Special NO.
B-Arrange ushering with positioning column
07 Material:NO-PA66 94V-0:N2-PA66 94V-2
08 Planting Category:
V:All Gold-Plated;G:Gold-Plated Contact
S-SilverPlating;*01-Gold Flash;*02-2u";*03-3u"
*05-5u":10-10u":15-15u":*30-30u":*50-50u"
N-Plating Nickel 30u";SN-Bright tin plating 70u" SW-Fo
Tin plating
09 Color:Blank-natural color

Poles	Dimensions(mm)	
	A	B
2*07	25.20	40.00
2*08	33.60	48.40
2*09	46.20	61.00

X9357WV-2*XXB-N0SN	Nylon 66 UL 94V-0	Phorphos Bronza	Tin-Plated	X9357HM-B
X9357WV-2*XXB-N2SN	Nylon 66 UL 94V-2	Phorphos Bronza	Tin-Plated	X9357HM-B
PART NO	Material	Material(Pin)	Finish(Pin)	Suitable XKB Terminal

广东星坤科技股份有限公司
生 日
效 期
文件工程章

MARK	DESCRIPTION	DATE	REVISED	APPROVED	ANGLAR	±5°
				XKB	L≤4	±0.2
					4<L≤16	±0.3
					16<L≤63	±0.4
					L>63	±0.5

REVISIONS
www.helloxkb.com

UNSPECIFIED TOLERANCES

DSND		DATE		SCALE: N/A	MODEL TYPE: X9357WV-2xXXB-N0SN
DWN		DATE		VIEW:	PART NO.: 4.20 mm Crimp Style Connectors
CHKD		DATE		UNIT: mm/in	DWG NO.:
APPD		DATE		SIZE: A4	

XKB INDUSTRIAL PRECISION CO.,LIMITED

WEIGHT	SHEET	REVISION
1.0g	1/1	A0

XKB Connectity

Specifications:
规格：
Voltage rating:600V AC/DC
额定电压：600V AC/DC
Current rating:9A AC/DC
额定电流：9A AC/DC
Withstanding voltage:1500V AC/minute
耐受电压：1500V AC/分钟
Temperature range:-25℃-+85℃
温度范围：-25℃-+85℃
Insulation resistance:≥1000MΩ
绝缘电阻：≥1000MΩ
Contact resistance:≤10mΩ
接触电阻：≤10mΩ
After environmental testing:≤20mΩ
环境测试后：≤20兆欧

XKB Connectity

X9357 W V X-2*XX FS -XX XX XX
(01) (02) (03) (04) (05) (06) (07) (08) (09)

01 Series No
02 Category:W-wafer
03 Welding Board Angle:V-Stralght 180°
04 Welding Way: Blank-DIP
05 Row No.-Pin No: 2*XX-Double
06 Plug the PIn&Specal NO.:
FS-The hollow needle with positioning column
07 Material:NO-PA66 94V-0;N2-PA66 94V-2
08 Planting Category:SN-Bright tin plating
△ G30-Contact area Gold plating:30u" min;
Tail area Bright tin plating
09 Color:Blank-Natural Color

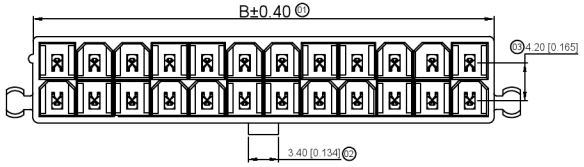

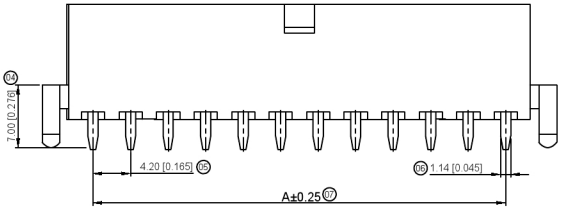

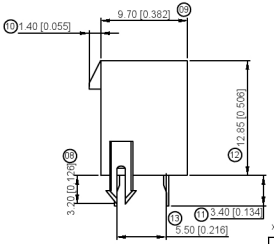

2*03P~2*12

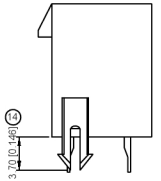

2*01~2*02P

XKB Connectity

Poles	Dimensions(mm) A	B	Poles	Dimensions(mm) A	B
2*01	—	5.60	2*07	25.20	30.80
2*02	4.20	9.80	2*08	29.40	35.00
2*03	8.40	14.00	2*09	33.60	39.20
2*04	12.60	18.20	2*10	37.80	43.40
2*05	16.80	22.40	2*11	42.00	47.60
2*06	21.00	26.60	2*12	46.20	51.80

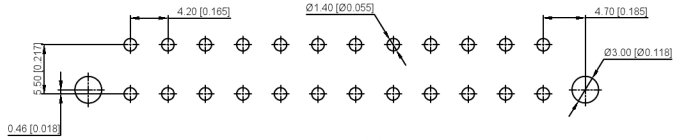

Recommended P.C.B Layout
General Tolerance±0.05
XKB Connectity

XKB Connectity

X9357WV-2*XXFS-N0G30	Nylon 66 UL 94V-2	Brass	Tin-Plated	X9357H
X9357WV-2*XXFS-N2SN	Nylon 66 UL 94V-2			
X9357WV-2*XXFS-N0SN	Nylon 66 UL 94V-0			
PART NO	Material	Material(Pin)	Finish(Pin)	Suitable XKB Terminal

广东星坤科技股份有限公司

MARK	DESCRIPTION	DATE	REVISED	APPROVED
	REVISIONS			

ANGLAR	±5°
L≤4	±0.2
4<L≤16	±0.3
16<L≤63	±0.4
L>63	±0.5
UNSPECIFIED TOLERANCES	

DSND		DATE		SCALE: N/A	MODEL TYPE: X9357WV-2*XXFS-XXXX
DWN		DATE		VIEW:	PART NO.: 4.20mm Crimp Style Connector
CHKD		DATE		UNIT: mm/in	DWG NO.:
APPD		DATE		SIZE: A4	

XKB INDUSTRIAL PRECISION CO.,LIMITED

WEIGHT	SHEET	REVISION
1.0g	1/1	A0

www.xkcg.cn www.helloxkb.com www.helloxkb.cn

生效日期

文件工程章

XKB

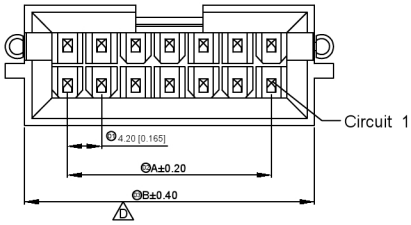

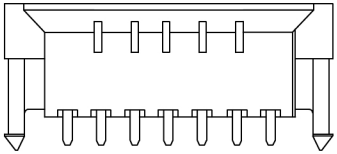

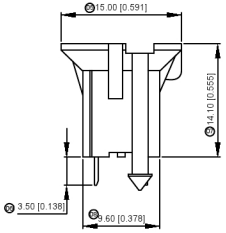

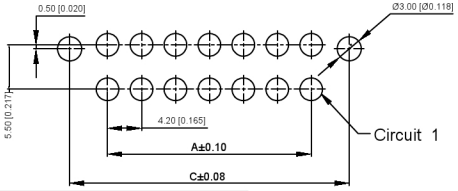

Specifications:
规格： XKB
Voltage rating:600V AC/DC
额定电压：600V AC/DC
Current rating:9A AC/DC
额定电流：9A AC/DC
Withstanding voltage:1500V AC/minute
耐受电压：1500V AC/分钟
Temperature range:-25℃-+85℃
温度范围：-25℃-+85℃
Insulation resistance:≥1000MΩ
绝缘电阻：≥1000MΩ
Contact resistance:≤10mΩ
接触电阻：≤10mΩ
After environmental testing:≤20mΩ
环境测试后：≤20兆欧

X9357 W V X-2*XX HB -XX SN XX
① ② ③ ④ ⑤ ⑥ ⑦ ⑧ ⑨

01 Series No
02 Category:W-wafer
03 Welding Board Angle:V-Straight 180°
04 Welding Way: Blank-DIP
05 Row No.-Pin No: 2*XX-2*02P-2*12P
06 Plug the PIn&Specal NO.
HB-The hollow needle with positioning column arrange ushering
07 Material:NO-PA66 94V-0:N2-PA66 94V-7
08 Planting Category:SN-Bright tin plating
09 Color:Blank-Natural Color

Poles	Dimensions(mm)		Poles	Dimensions(mm)	
	A	B		A	B
2*02	4.20	15.10	2*08	29.40	40.30
2*03	8.40	19.30	2*09	33.60	44.50
2*04	12.60	23.50	2*10	37.80	48.70
2*05	16.80	27.70	2*11	42.00	52.90
2*06	21.00	31.90	2*12	46.20	57.10
2*07	25.20	36.10			

X9357WV-2*XXHB-N0SN	Nylon 66 UL 94V-0	Brass	Tin-Plated	X9357HM-B
X9357WV-2*XXHB-N2SN	Nylon 66 UL 94V-2	Brass	Tin-Plated	X9357HM-B
PART N0	Material	Material(Pin)	Finish(Pin)	Suitable XKB Terminal

P.C.B LAYOUT

广东星坤科技股份有限公司

生效日期

文件工程章

MARK	DESCRIPTION	DATE	REVISED	APPROVED
	REVISIONS			

www.hellowkb.com

XKB

XKB	ANGLAR	±5°
	L≤4	±0.2
	4<L≤16	±0.3
	16<L≤63	±0.4
	L>63	±0.5
	UNSPECIFIED TOLERANCES	

DSND		DATE		SCALE: N/A	MODEL TYPE: X9357WV-2xXXHB-N0SN
DWN		DATE		VIEW:	PART NO.: 2.40mm Crimp Style Connectors
CHKD		DATE		UNIT: mm/in	DWG NO.:
APPD		DATE		SIZE: A4	

XKB INDUSTRIAL PRECISION CO.,LIMITED

WEIGHT	SHEET	REVISION
1.0g	1/1	A0

XKB Connecitity

Specifications:

规格： XKB

Voltage rating:600V AC/DC

额定电压：600V AC/DC

Current rating:9A AC/DC

额定电流：9A AC/DC

Withstanding voltage:1500V AC/minute

耐受电压：1500V AC/分钟

Temperature range:-25℃-+85℃

温度范围：-25℃-+85℃

Insulation resistance:≥1000MΩ

绝缘电阻：≥1000MΩ

Contact resistance:≤10mΩ

接触电阻：≤10mΩ

After environmental testing:≤20mΩ

环境测试后：≤20兆欧

X9357 W R X-2*XX X-XX XX XX

01 02 03 04 05 06 07 08 09

01 Series No

02 Category:W-wafer

03 Welding Board Angle:V-180°

04 Welding Way: Blank-DIP

05 Row No.-Pin No. 2*xx-Double

06 Plug the PIn&Specal N0. :HN-The hollow needle

07 Material:N0-PA66 94V-0;N2-PA66 94V-2

08 Planting Category:SN-Bright tin plating

09 Color:Blank-Natural Color ,RD-dark red

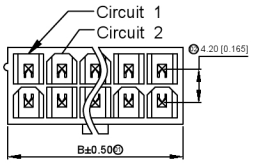

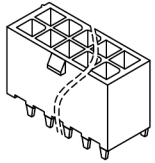

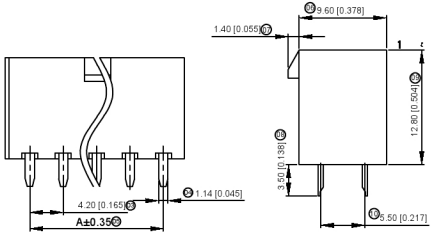

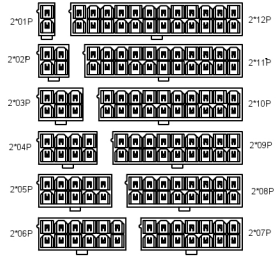

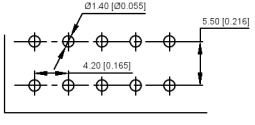

XKB Connecitity

Poles	Dimensions(mm) A	Dimensions(mm) B	Poles	Dimensions(mm) A	Dimensions(mm) B
2*01	—	5.40	2*07	25.20	30.60
2*02	4.20	9.60	2*08	29.40	34.80
2*03	8.40	13.80	2*09	33.60	39.00
2*04	12.60	18.00	2*10	37.80	43.20
2*05	16.80	22.20	2*11	42.00	47.40
2*06	21.00	26.40	2*12	46.20	51.60

XKB Connecitity

X9357WV-2*XXHN-N2SN1	Nylon 66 UL 94V-2	Brass	Tin-Plated	X9357H
X9357WV-2*XXHN-N2SNRD	Nylon 66 UL 94V-2 Dark Red			
X9357WV-2*XXHN-N2SN	Nylon 66 UL 94V-2			
X9357WV-2*XXHN-N0SN	Nylon 66 UL 94V-0			
PARE NO	Material	Material(Pin)	Finish(Pin)	Suitable XKB Terminal

PCB RECOMMENDED LAYOUT

XKB Connecitity

MARK	DESCRIPTION	DATE	REVISED	APPROVED

REVISIONS

www.hellowkb.com

XKB

XKB	ANGLAR	±5°
	L≤4	±0.2
	4<L≤16	±0.3
	16<L≤63	±0.4
	L>63	±0.5

UNSPECIFIED TOLERANCES

DSND		DATE		SCALE: N/A	MODEL TYPE: X9357WV-2xXXHN-N2SN1
DWN		DATE		VIEW:	PART NO.: 2.40mm Crimp Style Connectors
CHKD		DATE		UNIT: mm/in	DWG NO.:
APPD		DATE		SIZE: A4	

XKB INDUSTRIAL PRECISION CO.,LIMITED

WEIGHT	SHEET	REVISION
1.0g	1/1	A0

广东星坤科技股份有限公司
生效日期
文件工程章

XKB Connectivity

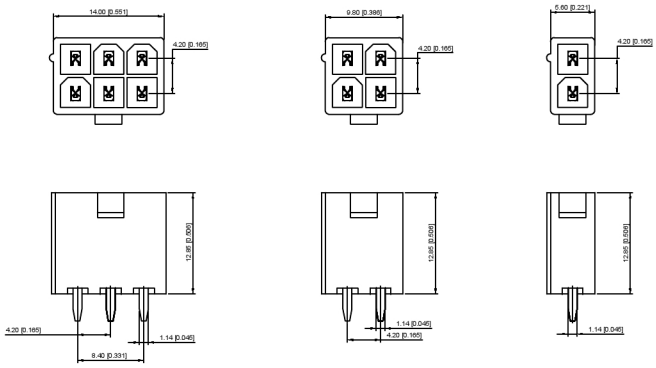

2*03PIN　　2*02PIN　　2*01PIN

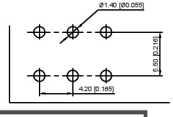

PCB RECOMMENDED LAYOUT

XKB Connectivity

Specifications:

规格：　　XKB

Voltage rating:600V AC/DC

额定电压：600V AC/DC

Current rating:9A AC/DC

额定电流：9A AC/DC

Withstanding voltage:1500V AC/minute

耐受电压：1500V AC/分钟

Temperature range:-25℃-+85℃

温度范围：-25℃-+85℃

Insulation resistance:≥1000MΩ

绝缘电阻：≥1000MΩ

Contact resistance:≤10mΩ

接触电阻：≤10mΩ

After environmental testing:≤20mΩ

环境测试后：≤20兆欧

XKB Connectivity

X9357 W V X-2*XX HS -XX SN XX

① ② ③ ④ ⑤ ⑥ ⑦ ⑧ ⑨ ⑩

01 Series No

02 Category:W-wafer

03 Welding Board Angle:V-Straight 180°

04 Welding Way: Blank-DIP

05 Row No.-Pin No.: 2*XX

06 Plug the PIn&Specal NO.:
HS-Hollow needle seal

07 Material:NO-PA66 94V-0;N2-PA66 94V-2

08 Planting Category:SN-Bright Tin plating

09 Color:Blank-Natural Color

XKB Connectivity

X9357WV-2*XXHS-N2SN	Nylon 66 UL 94V-2	Brass	Tin-Plated	X9357H
X9357WV-2*XXHS-N0SN	Nylon 66 UL 94V-0			
PART NO	Material	Material(Pin)	Finish(Pin)	Suitable XKB Terminal

广东星坤科技股份有限公司
文件工程章

MARK	DESCRIPTION	DATE	REVISED	APPROVED

REVISIONS

ANGLAR	±5°
L≤4	±0.2
4<L≤16	±0.3
16<L≤63	±0.4
L>63	±0.5

UNSPECIFIED TOLERANCES

DSND		DATE		SCALE: N/A	MODEL TYPE: X9357WVX-2*XXHS -XXSNXX
DWN		DATE		VIEW:	PART NO.: 4.20mm Crimp Style Connector
CHKD		DATE		UNIT: mm/in	DWG NO.:
APPD		DATE		SIZE: A4	

XKB INDUSTRIAL PRECISION CO.,LIMITED

WEIGHT	SHEET	REVISION
1.0g	1/1	A0

XKB

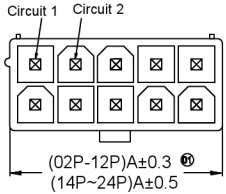

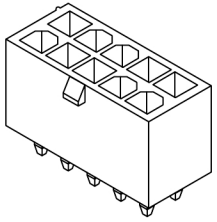

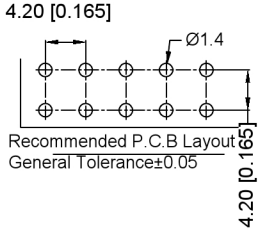

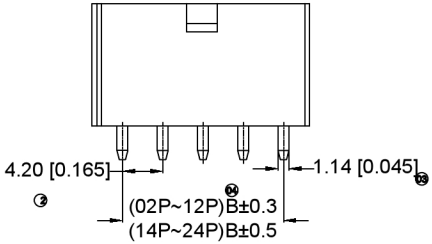

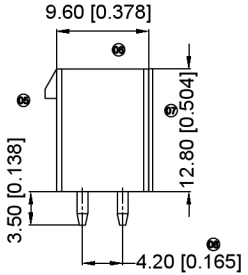

Specifications XKB
规格：
Voltage rating:600V AC/DC
额定电压：600V AC/DC
Current rating:9A AC/DC
额定电流：9A AC/DC
Withstanding voltage:1500V AC/minute
耐受电压：1500V AC/分钟
Temperature range:-25℃-+85℃
温度范围：-25℃-+85℃
Insulation resistance:≥100MΩ
绝缘电阻：≥100MΩ XKB
Contact resistance:≤10mΩ
接触电阻：≤10mΩ
After environmental testing:≤20mΩ
环境测试后：≤20兆欧

X9357WVX-2*XXX-XX XXXX
① ②③④ ⑤ ⑥ ⑦ ⑧ ⑨

1 Series No.
2 Category:W-AFER
3 Welding Board Angle: V- Stright 180°
4 Weding Way: Blank-DIP
5 Row No.Pin No:2*XX-2*01P~2*12P
6 Plug the Pin & Special No.:
G-JoinThe glass fiber 15%
7 Material: N0-PAG6 94V-0:N2-PA66 94V-2
9T-PA9T94V-0:46-PA46 94V-0
8 Plating Category: SN-Bright Tin Plating
9 Color:Blank-Natural Color BK-Black GY-Gray

Poles	Dimensions(mm)		Poles	Dimensions(mm)	
	A	B		A	B
2*01	5.40	–	2*07	30.60	25.20
2*02	9.60	4.20	2*08	34.80	29.40
2*03	13.80	8.40	2*09	39.00	33.60
2*04	18.00	12.60	2*10	43.20	37.80
2*05	22.20	16.80	2*11	47.40	42.00
2*06	26.40	21.00	2*12	51.60	46.20

X9357WV-2XX-9TSW	Nylon 9T UL 94V-0	Brass	Mailre tin	X9357H
X9357WV-2*XX-N2V01	Nylon 66 UL 94V-2	Brass	Gold-Flash	
X9357WV-2*XX-N2SN	Nylon 66 UL 94V-2	Brass	Tin-Plated	
X9357WV-2*XXG-N2V01	Nylon 66 UL 94V-2 GF15%	Brass	Gold-Flash	
X9357WV-2*XXG-N2SN	Nylon 66 UL 94V-2 GF15%	Brass	Tin-Plated	
PART NO	Mstarial	Maerial(Pin)	Finish(Pin)	Suitable XKB Terminal

广东星坤科技股份有限公司
生效日期
文件工程章

MARK	DESCRIPTION	DATE	REVISED	APPROVED
	REVISIONS			

www.hellxkb.com

XKB		
XKB	ANGLAR	±5°
	L≤4	±0.2
	4<L≤16	±0.3
	16<L≤63	±0.4
	L>63	±0.5
	UNSPECIFIED TOLERANCES	

DSND		DATE		SCALE: N/A	MODEL TYPE: X9357WV-2*XXX-XXXX
DWN		DATE		VIEW:	PART NO.: 4.2 mm Crimp Style Connectors
CHKD		DATE		UNIT: mm/in	DWG NO.:
APPD		DATE		SIZE: A4	

XKB INDUSTRIAL PRECISION CO.,LIMITED

WEIGHT	SHEET	REVISION
1.0g	1/1	A0

XKB Connectivity

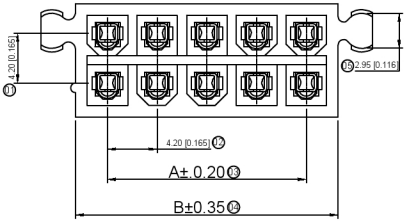

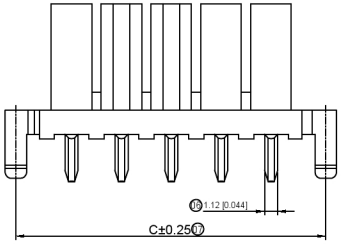

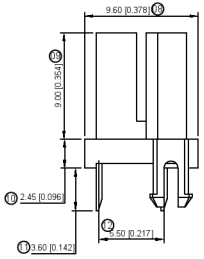

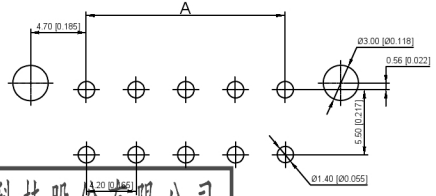

Recommended P.C.B Layout
General Tolerance±0.05

XKB Connectivity

Specifications:
规格:
Voltage rating:600V AC/DC
额定电压：600V AC/DC
Current rating:9A AC/DC
额定电流：9A AC/DC
Withstanding voltage:1500V AC/minute
耐受电压：1500V AC/分钟
Temperature range:-25℃-+85℃
温度范围：-25℃-+85℃
Insulation resistance:≥1000MΩ
绝缘电阻：≥1000MΩ
Contact resistance:≤10mΩ
接触电阻：≤10mΩ
After environmental testing:≤20mΩ
环境测试后：≤20兆欧

X9357 W V X-2*XX S - XX SW
01 02 03 04 05 06 07 08

01 Series No
02 Category:W-wafer
03 Welding Board Angle:V-Straight 180°
04 Welding Way: Blank-DIP
05 Row No.-Pin No: 2*XX-2*02P-2*12P
06 Plug the PIn&Specal NO.:S-With the column
07 Material:NO-PA66 94V-0:N2-PA66 94V-2
08 Planting Category:SW-Fog Tin plating

XKB Connectivity

Poles	Dimensions(mm)			Poles	Dimensions(mm)		
	A	B	C		A	B	C
2*01	/	5.40	9.40	2*07	25.20	30.60	34.60
2*02	4.20	9.60	13.60	2*08	29.40	34.80	38.80
2*03	8.40	13.80	17.80	2*09	33.60	39.00	43.00
2*04	12.60	18.00	22.00	2*10	37.80	43.20	47.20
2*05	16.80	22.20	26.20	2*11	42.00	47.40	51.40
2*06	21.00	26.40	30.40	2*12	46.20	51.60	55.60

XKB Connectivity

X9357WV-2*XXS-N2SW	Nylon 66 UL 94V-2	Brass	Tin-Plated	X9357H
X9357WV-2*XXS-N0SW	Nylon 66 UL 94V-0			
PART N0	Material	Material(Pin)	Finish(Pin)	Suitable XKB Terminal

广东星坤科技股份有限公司
生效日期
文件工程章

XKB Connectivity

MARK	DESCRIPTION	DATE	REVISED	APPROVED
	REVISIONS			

UNSPECIFIED TOLERANCES	
ANGLAR	±5°
L≤4	±0.2
4<L≤16	±0.3
16<L≤63	±0.4
L>63	±0.5

DSND		DATE		SCALE: N/A	MODEL TYPE: X9357WV-2*XXS-XXSW
DWN		DATE		VIEW:	PART NO.: 4.20mm Crimp Style Connector
CHKD		DATE		UNIT: mm/in	DWG NO.:
APPD		DATE		SIZE: A4	

XKB INDUSTRIAL PRECISION CO.,LIMITED

WEIGHT	SHEET	REVISION
1.0g	1/1	A0

www.xkcg.cn www.helloxkb.com www.helloxkb.cn

XKB

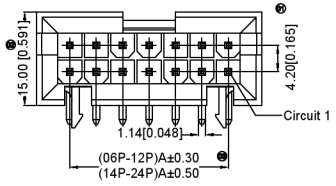

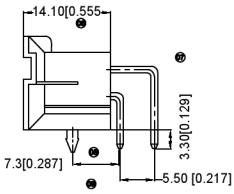

X9357 W R X-2*XX B-XX SN XX

01 Series No
02 Category:W-wafer
03 Welding Board Angle:R-Right Angle90
04 Welding Way: Blank-DIP
05 Row No.-Pin No: 2*xx-2*03P-2*12P
06 Plug the PIn&Specal NO.:
B-A rrange ushering with positioning column
07 Material:NO-PA66 94V-0:N2-PA66 94V-2
08 Planting Category:SN-Bright tin plating
09 Color:Blank-Natural Color

Specifications:
规格： XKB
Voltage rating:600V AC/DC
额定电压：600V AC/DC
Current rating:9A AC/DC
额定电流：9A AC/DC
Withstanding voltage:1500V AC/minute
耐受电压：1500V AC/分钟
Temperature range:-25℃-+85℃
温度范围：-25℃-+85℃
Insulation resistance:≥1000MΩ
绝缘电阻：≥1000MΩ
Contact resistance:≤10mΩ
接触电阻：≤10mΩ
After environmental testing:≤20mΩ
环境测试后：≤20兆欧

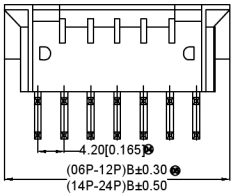



KEY HOLD CIRCUIT SIZE LAYUT

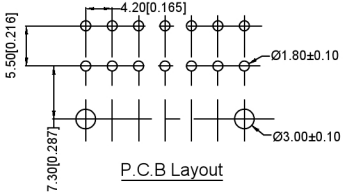

P.C.B Layout

Poles	Dimensions(mm)	
	A	B
2*03	8.40	19.20
2*04	12.60	23.40
2*05	16.80	27.60
2*06	21.00	31.80
2*07	25.20	36.00
2*08	29.40	40.20
2*09	33.60	44.40
2*10	37.80	48.60
2*11	42.00	52.80
2*12	46.20	57.00

X9357WR-2*XXB-N0SN	Nylon 66 UL 94V-0	Brass	Tin- Plated	X9357HM-B
X9357WR-2* XXB-N2SN	Nylon 66 UL 94V-2			
PART NO	Material	Mateial(Pin)	Finish(Pin)	Suitable XkB Terminal

广东星坤科技股份有限公司
生效日期
文件工程章

MARK	DESCRIPTION	DATE	REVISED	APPROVED
Δ1				
Δ2				
Δ3				

REVISIONS
www.hellxkb.com

XKB

XKB	ANGLAR	±5°
	L≤4	±0.2
	4<L≤16	±0.3
	16<L≤63	±0.4
	L>63	±0.5
	UNSPECIFIED TOLERANCES	

DSND		DATE		SCALE: N/A	MODEL TYPE: X9357WR-2*XXB-XXSN
DWN		DATE		VIEW:	PART NO.: 2.40mm Crimp Style Connectors
CHKD		DATE		UNIT: mm/in	DWG NO.:
APPD		DATE		SIZE: A4	

XKB INDUSTRIAL PRECISION CO.,LIMITED

WEIGHT	SHEET	REVISION
1.0g	1/1	A0

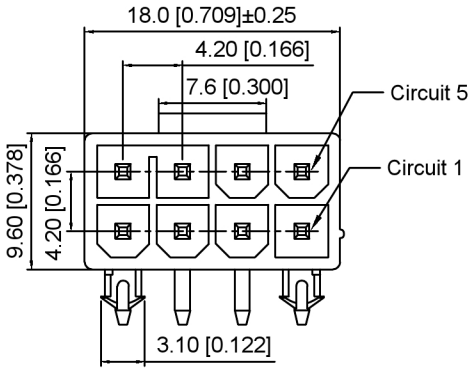

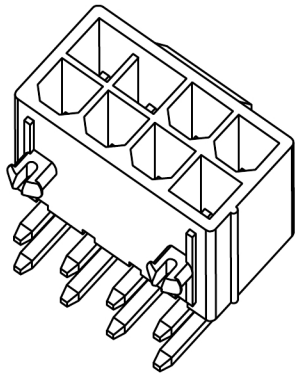

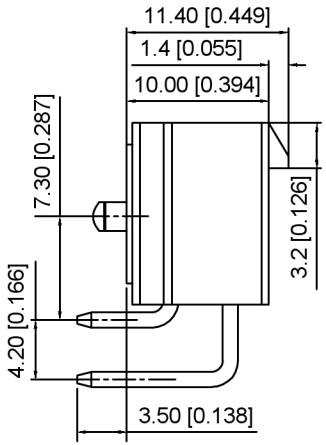

Specifications:
规格：
Voltage rating:600V AC/DC
额定电压：600V AC/DC
Current rating:7A AC/DC
额定电流：7A AC/DC
Withstanding voltage:1500V AC/minute
耐受电压：1500V AC/分钟
Temperature range:-25℃-+85℃
温度范围：-25℃-+85℃
Insulation resistance：1000MΩ min
绝缘电阻：1000MΩ Min
Contact resistance:20mΩ Max
接触电阻：20mΩ Max

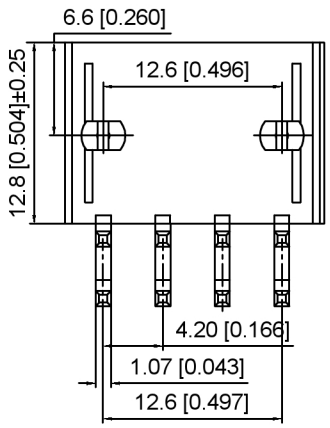

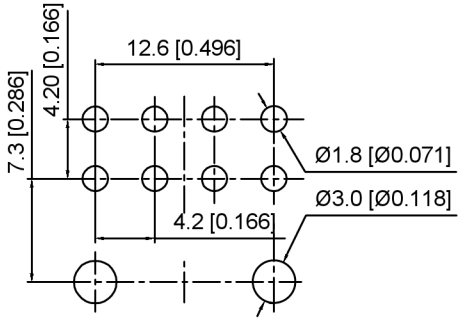

RECOMMENDED P .C .B LAYOUT(±0.05)

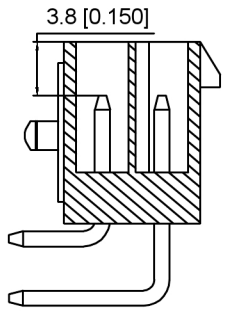

X9357 W R - 2xXX EH - LP SW
① ② ③ ④ ⑤ ⑥ ⑦

1.Series No
2.Category:W-Wafer
3.Welding Board Angle:R-Straight 90°
4.Row No.Pin No:2xXX-2x04Pin
5.Type:EH-The last two holes are connected
6.Material:LP-LCP UL94V-0 Black
7.Plating:SW-Matte Tin Plated

X9357WR-2xXXEH-LPSW	LCP	Brass	X9357HM-EH
PART N0	Material	Material(Pin)	Suitable XKB Housing

广东星坤科技股份有限公司

MARK	DESCRIPTION	DATE	REVISED	APPROVED
ΔX				
ΔX				
ΔX				

REVISIONS

ANGLAR	±5°
L≤ 4	±0.2
4<L≤ 16	±0.3
16<L≤ 63	±0.4
L> 63	±0.5

UNSPECIFIED TOLERANCES

www.helloxkb.com www.helloxkb.cn www.xk-dg.cn

XKB INDUSTRIAL PRECISION CO.,LIMITED

DSND		SCALE: N/A	MODEL TYPE: 4.2mm Crimp Style Connector
DWN		VIEW:	PART NO.: X9357WR-2xXXEH-LPSW
CHKD		UNIT: mm/in	DWG NO.: X-X9357WR-2xXXEH-LPSW
APPD		SIZE: A4	

WEIGHT	SHEET	REVISION
	1/1	A0

生效日期

文件工程章

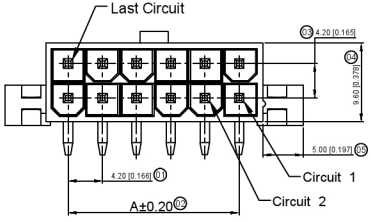

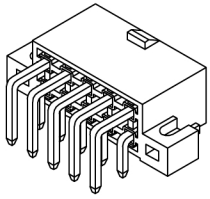

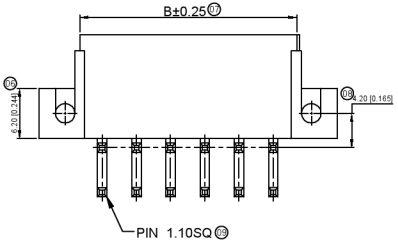

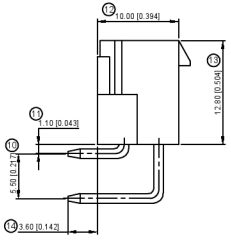

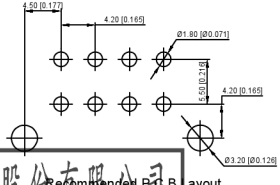

Recommended P.C.B Layout
General Tolerance±0.10

Specifications:
规格： XKB
Voltage rating:600V AC/DC
额定电压：600V AC/DC
Current rating:9A AC/DC
额定电流：9A AC/DC
Withstanding voltage:1500V AC/minute
耐受电压：1500V AC/分钟
Temperature range:-25℃-+85℃
温度范围：-25℃-+85℃
Insulation resistance:≥1000MΩ
绝缘电阻：≥1000MΩ
Contact resistance:≤10mΩ
接触电阻：≤10mΩ
After environmental testing:≤20mΩ
环境测试后：≤20兆欧

X9357 W R X-2*XX ES -XX SN XX
① ② ③ ④ ⑤ ⑥ ⑦ ⑧ ⑨

01 Series No
02 Category:W-wafer
03 Welding Board Angle:R-Right Angle 180°
04 Welding Way: Blank-DIP
05 Row No.-Pin No: 2*XX-2*01P-2*12P
06 Plug the PIn&Specal NO.:
ES-With Ears and Screw Holes
07 Material:NO-PA66 94V-0;N2-PA66 94V-2
08 Planting Category:SN-Bright tin plating
09 Color:Blank-Natural Color

Poles	Dimensions(mm)		Poles	Dimensions(mm)	
	A	B		A	B
2*01	—	5.40	2*07	25.20	30.60
2*02	4.20	9.60	2*08	29.40	34.80
2*03	8.40	13.80	2*09	33.60	39.00
2*04	12.60	18.00	2*10	37.80	43.20
2*05	16.80	22.20	2*11	42.00	47.40
2*06	21.00	26.40	2*12	46.20	51.60

X9357WR-2*XXES-N0SN	Nylon 66 UL 94V-0	Brass	Tin-Plated	X9357H
X9357WR-2*XXES-N2SN	Nylon 66 UL 94V-2	Brass	Tin-Plated	X9357H
PART N0	Material	Material(Pin)	Finish(Pin)	Suitable XKB Terminal

广东星坤科技股份有限公司
文件工程章

MARK	DESCRIPTION	DATE	REVISED	APPROVED
	生效日期			
Δ1				
Δ2				

REVISIONS

ANGLAR	±5°
L≤4	±0.2
4<L≤16	±0.3
16<L≤63	±0.4
L>63	±0.5

UNSPECIFIED TOLERANCES

DSND		DATE		SCALE: N/A	MODEL TYPE: X9357WR-2*XXES-N2SN
DWN		DATE		VIEW:	PART NO.: 4.20mm Crimp Style Connector
CHKD		DATE		UNIT: mm/in	DWG NO.:
APPD		DATE		SIZE: A4	

XKB INDUSTRIAL PRECISION CO.,LIMITED

WEIGHT	SHEET	REVISION
1.0g	1/1	A0

XKB

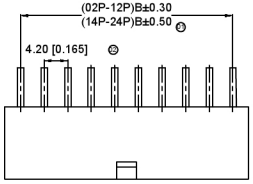

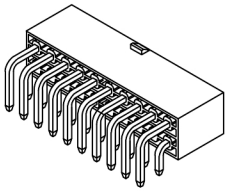

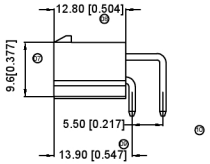

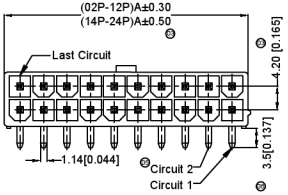

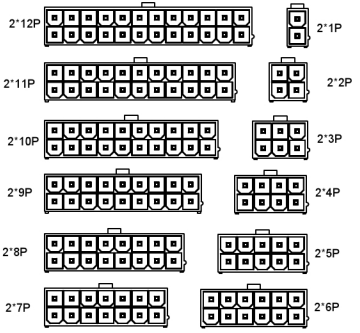

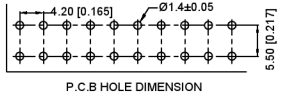

P.C.B HOLE DIMENSION

Specifications:
规格：
XKB
Voltage rating:600V AC/DC
额定电压：600V AC/DC
Current rating:9A AC/DC
额定电流：9A AC/DC
Withstanding voltage:1500V AC/minute
耐受电压：1500V AC/分钟
Temperature range:-25℃-+85℃
温度范围：-25℃-+85℃
Insulation resistance:≥1000MΩ
绝缘电阻：≥1000MΩ
Contact resistance:≤10mΩ
接触电阻：≤10mΩ
After environmental testing:≤20mΩ
环境测试后：≤20兆欧

X9357 W R X-2*XX X-XX XX XX
① ② ③ ④ ⑤ ⑥ ⑦ ⑧ ⑨

01 Series No
02 Category:W-wafer
03 Welding Board Angle:R-90
04 Welding Way: Blank-DIP
05 Row No.-Pin No: 2*xx-Double
06 Plug the PIn&Specal NO.:F-HF
07 Material:
NO-PA66 94V-0:N2-PA66 94V-7
LP-LCP94V-0:6T-PA6T94V-0:9T-PA9T94V-0
08 Planting Category:
V:All Gold-Plated*01-Gold Flash;
SN-Bright tin plating.70u"
09 Color:Blank-Natural Color BK-Black

Poles	Dimensions(mm)		Poles	Dimensions(mm)	
	A	B		A	B
2*01	5.60	—	2*07	30.80	25.20
2*02	9.80	4.20	2*08	35.00	29.40
2*03	14.00	8.40	2*09	39.20	33.60
2*04	18.20	12.60	2*10	43.40	37.80
2*05	22.40	16.80	2*11	47.60	42.00
2*06	26.60	21.00	2*12	51.80	46.20

X9357WR-2*XXX-N0V01XX	Nylon 66 UL 94V-0	Brass	Gold-Flash	X9357H	1,000Pcs
X9357WR-2*XXX-N0SN1XX	Nylon66 UL94V-0	Brass	Tin-Plated		
X9357WR-2*XXX-N2V01XX	Nylon66 UL 94V-2	Brass	Gold-Flash		
X9357WR-2*XXX-N2SN1XX	Nylon66 UL 94V-2	Brass	Tin-Plated		
PART N0	Material	Material(Pin)	Finish(Pin)	Suitable XKB	Q'ty/Bag

广东星坤科技股份有限公司
生效日期
文件工程章

MARK	DESCRIPTION	DATE	REVISED	APPROVED
				XKB
Δ1				
Δ2				
Δ3				

REVISIONS
www.hellxkb.com

ANGLAR	±5°	
L≤4	±0.2	
4<L≤16	±0.3	
16<L≤63	±0.4	
L>63	±0.5	
UNSPECIFIED TOLERANCES		

XKB

DSND		DATE		SCALE: N/A	MODEL TYPE: X9357WR-2xXX-XXXX
DWN		DATE		VIEW:	PART NO.: 4.2 mm Crimp Style Connectors
CHKD		DATE		UNIT: mm/in	DWG NO.:
APPD		DATE		SIZE: A4	

XKB INDUSTRIAL PRECISION CO.,LIMITED

WEIGHT	SHEET	REVISION
1.0g	1/1	A0

XKB

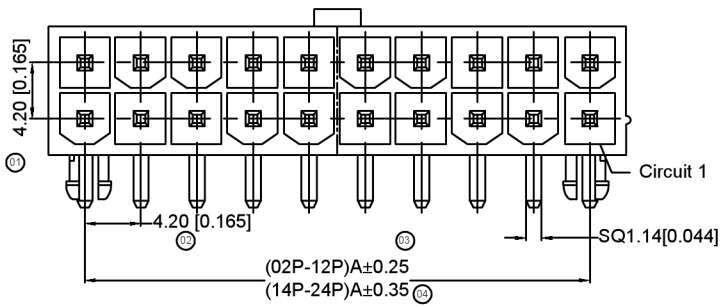

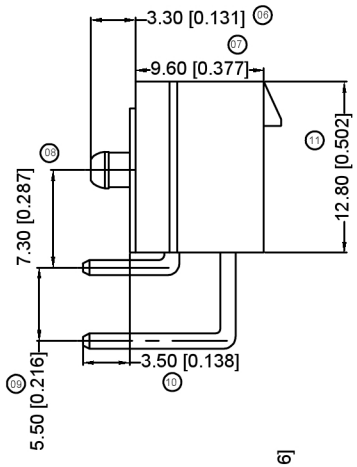

X9357 W R X-2*XX SX-XX SN XX
01 02 03 04 05 06 07 08 09

01 Series No.
02 Category:W-wafer
03 Welding Board Angle:R-90°
04 Welding Way: Blank-DIP;
05 Row No.-Pin No.: 2*XX-Double row
06 Special NO.
s-With positioning column F-halogen free
07 Material:NO-PA6694V-0:N2-PA6694V-2
LP-LCP 94V-0
08 Planting Category: SN-Bright tin plating 70u"
09 Color: Blank-natural color
BK-BLACKBL-BLUE RE-RED

Specifications:
规格：XKB
Voltage rating:600V AC/DC
额定电压：600V AC/DC
Current rating:9A AC/DC
额定电流：9A AC/DC
Withstanding voltage:1500V AC/minute
耐受电压：1500V AC/分钟
Temperature range:-25℃-+85℃
温度范围：-25℃-+85℃
Insulation resistance:≥1000MΩ
绝缘电阻：≥1000MΩ
Contact resistance:≤10mΩ
接触电阻：≤30mΩ
After environmental testing:≤20mΩ
环境测试后：≤20兆欧

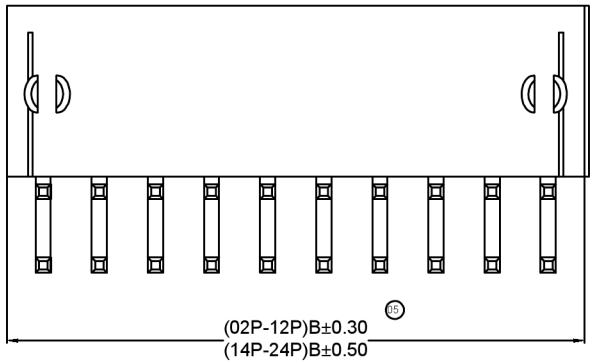

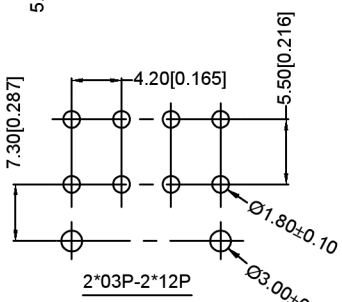

P.C.B. LAYOUT

Poles	Dimensions(mm)	
	A	B
2*01	---	5.40
2*02	4.20	9.60
2*03	8.40	13.80
2*04	12.60	18.00
2*05	16.80	22.20
2*06	21.00	26.40
2*07	25.20	30.60
2*08	29.40	34.80
2*09	33.60	39.00
2*10	37.80	43.20
2*11	42.00	47.40
2*12	46.20	51.60

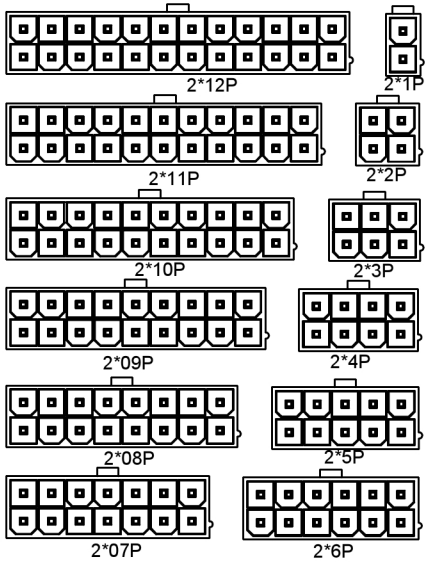

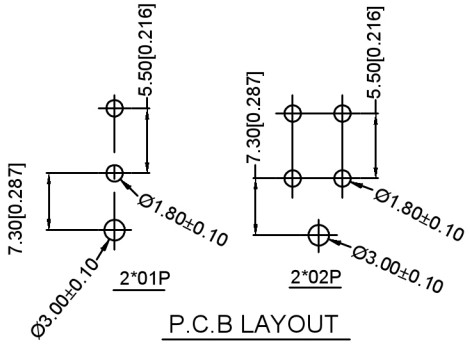

P.C.B LAYOUT

PART NO	Material	Materal(Pin)	Finlsh(Pin)	Suitable XKB Terminal
X9357WR-2* XXS-LPSN	LCP UL 94V-0	Brass	Tin- Plated	X9357H
X9357WR-2*XXSF-NOSNBK	Nylon 66 UL 94V-0 Halogen Free			
X9357WR-2*XXS-N0SNXX	Nylon 66 UL 94V-0			
X9357WR-2* XXS-N2SNXX	Nylon 66 UL 94V-2			

C

广东星坤科技股份有限公司
日期
文件工程章

MARK	DESCRIPTION	DATE	REVISED	APPROVED

REVISIONS

www.helloxkb.com

XKB

XKB	ANGLAR	±5°	
	L≤4	±0.2	
	4<L≤16	±0.3	
	16<L≤63	±0.4	
	L>63	±0.5	

UNSPECIFIED TOLERANCES

DSND		DATE		SCALE: N/A	MODEL TYPE:
DWN		DATE		VIEW:	PART NO.: 4.20mm Crimp Style Connectors
CHKD		DATE		UNIT: mm/in	DWG NO.:
APPD		DATE		SIZE: A4	

XKB INDUSTRIAL PRECISION CO.,LIMITED

WEIGHT	SHEET	REVISION
1.0g	1/1	A0

XKB

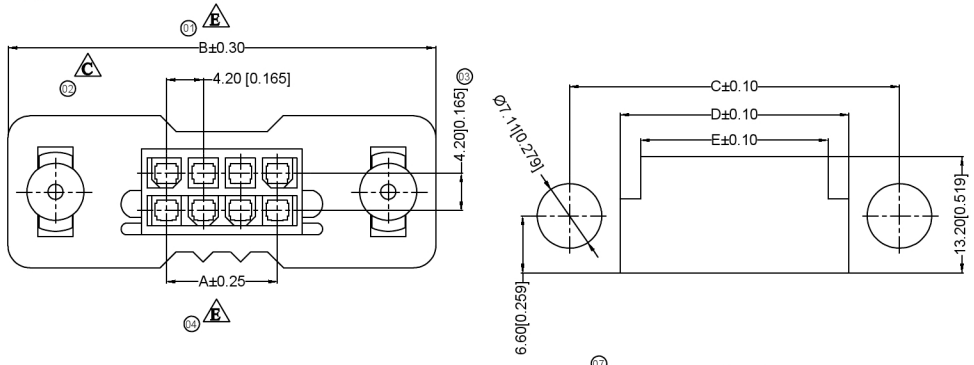

Specifications:
规格：XKB
Voltage rating:600V AC/DC
额定电压：600V AC/DC
Current rating:9A AC/DC
额定电流：9A AC/DC
Withstanding voltage:1500V AC/minute
耐受电压：1500V AC/分钟
Temperature range:-25℃-+85℃
温度范围：-25℃-+85℃
Insulation resistance:≥1000MΩ
绝缘电阻：≥1000MΩ
Contact resistance:≤10mΩ
接触电阻：≤10mΩ
After environmental testing:≤20mΩ
环境测试后：≤20兆欧

X9357 H M -2*XX B-N XX
01 02 03 04 05 06 07

01 Series No.
02 Category:H-HSG
03 Welding Board Angle:M-Male HGS
04 Row No-Pin No.:2*XX-Double row
05 Plug the Pin & special No.B-With the back seat
06 Material: ....
07 Color:Blank-natural color

Poles	Dimensions(mm)				
	A	B	C	D	E
4	4.20	40.20	29.20	17.60	12.90
6	8.40	44.40	33.40	21.80	17.10
8	12.60	48.60	37.60	26.00	21.30
10	16.80	52.80	41.80	30.20	25.50
12	21.00	57.00	46.00	34.40	29.70
14	25.20	61.20	50.20	38.60	33.90
16	29.40	65.40	54.40	42.80	38.10
18	33.60	69.60	58.60	47.00	42.30
20	37.80	73.80	62.80	51.20	46.50
22	42.00	78.00	67.00	55.40	50.70
24	46.20	82.20	71.20	59.60	54.90
36	71.40	107.40	96.40	81.50	76.78

X9357HM-2*XXB-N0	Nylon 66 94V-0	X9357TF	X9357HF-B
PART N0	Material	Suitable XBK Terminal	Suitable XBK Terminal

广东星坤科技股份有限公司
生效日期
文件工程章

MARK	DESCRIPTION	DATE	REVISED	APPROVED
	REVISIONS			

www.hellxkb.com

XKB

XKB	ANGLAR	±5°
	L≤4	±0.2
	4<L≤16	±0.3
	16<L≤63	±0.4
	L>63	±0.5
	UNSPECIFIED TOLERANCES	

DSND		DATE		SCALE: N/A	MODEL TYPE: X9357HM-2*XXB-N0
DWN		DATE		VIEW:	PART NO.: 2.40mm Crimp Style Connectors
CHKD		DATE		UNIT: mm/in	DWG NO.:
APPD		DATE		SIZE: A4	

XKB INDUSTRIAL PRECISION CO.,LIMITED

WEIGHT	SHEET	REVISION
1.0g	1/1	A0

XKB

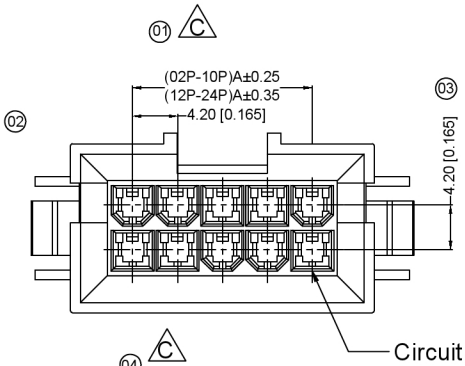

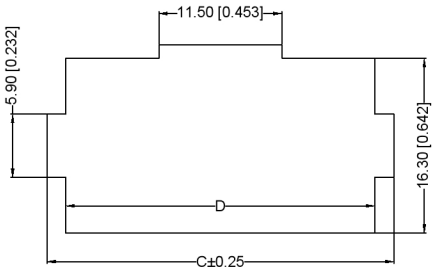

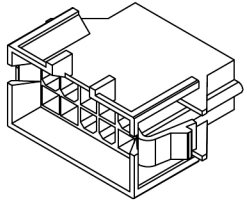

Specifications:
规格：XKB
Voltage rating:600V AC/DC
额定电压：60V AC/DC
Current rating:9A AC/DC
额定电流：9A AC/DC
Withstanding voltage:1500V AC/minute
耐受电压：1500V AC/分钟
Temperature range:-25℃-+85℃
温度范围：-25℃-+85℃
Insulation resistance:≥1000MΩ
绝缘电阻：≥1000MΩ
Contact resistance:≤10mΩ
接触电阻：≤10mΩ
After environmental testing:≤20mΩ
环境测试后：≤20兆欧

X9357 H F-2*XX B-N0 XX
01 02 03 04 05 06 07

01 Series No.
02 Category:H-HSG
03 Welding Board Angle:
Blank-ordinaryF-Fmale HGS
04 Row No.-Pin No.:2*XX-Doublerow
05 Plug the Pin & special No.: B-With a trough
06 Material:N0-PA66 94V-0
07 Color:Blank-natural color

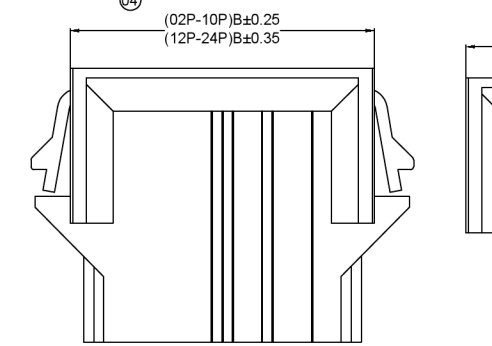

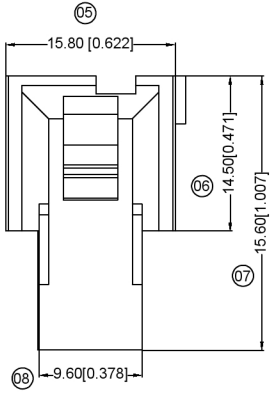

Poles	Dimensions(mm)			
	A	B	C	D
04	4.20	15.80	19.80	16.30
06	8.40	20.00	24.00	20.50
08	12.60	24.20	28.20	24.70
10	16.80	28.40	32.40	28.90
14	25.20	26.80	40.80	37.30
18	33.60	45.20	49.20	45.70
20	37.80	19.40	53.40	49.90
22	46.20	57.80	61.80	58.30

X9357HF-2*XXB-N0	Nylon 66 UL 94V-0	9357TM	X9357HM-B 9357WR-B
PART NO	Material	Suitable XKB Terminal	Suitable XKB Terminal

广东星坤科技股份有限公司

生效		日期
ΔX		
ΔX		

文件工程章

MARK	DESCRIPTION	DATE	REVISED	APPROVED	XKB	ANGLAR	±5°
						L≤4	±0.2
						4<L≤16	±0.3
						16<L≤63	±0.4
						L>63	±0.5

REVISIONS
www.helloxkb.com

UNSPECIFIED TOLERANCES

DSND		DATE		SCALE: N/A	MODEL TYPE: X9357HF-2*XXB-N0
DWN		DATE		VIEW:	PART NO.: 2.40mm Crimp Style Connectors
CHKD		DATE		UNIT: mm/in	DWG NO.:
APPD		DATE		SIZE: A4	

XKB INDUSTRIAL PRECISION CO.,LIMITED

WEIGHT	SHEET	REVISION
1.0g	1/1	A0

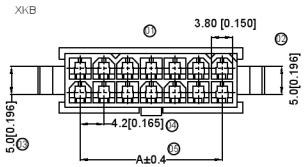

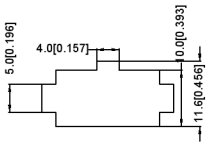

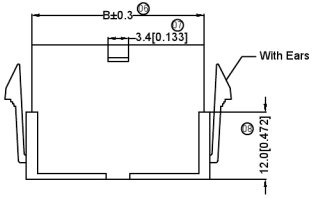

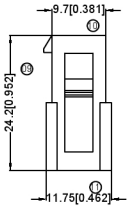

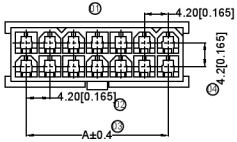

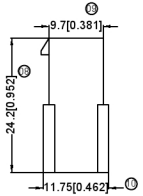

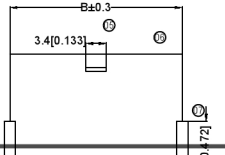

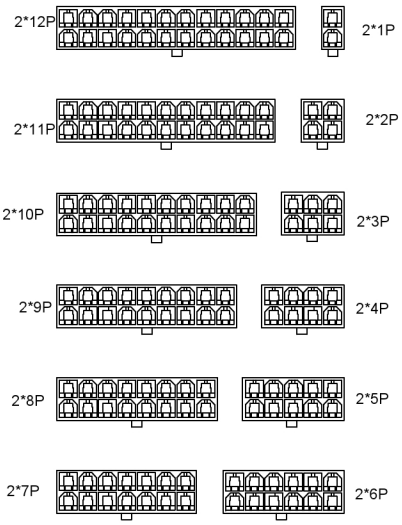

Specifications:
规格： XKB
Voltage rating:600V AC/DC
额定电压：600V AC/DC
Current rating:9A AC/DC
额定电流：9A AC/DC
Withstanding voltage:1500V AC/minute
耐受电压：1500V AC/分钟
Temperature range:-25℃-+85℃
温度范围：-25℃-+85℃
Insulation resistance:≥1000MΩ
绝缘电阻：≥1000MΩ
Contact resistance:≤10mΩ
接触电阻：≤10mΩ XKB
After environmental testing:≤20mΩ
环境测试后：≤20兆欧

X9357 H F -2*XX X-XX XX
① ② ③ ④ ⑤ ⑥ ⑦

① Series No.
② Category:H-HSG
③ Welding Board Angle:F-Female
④ Row No.-Pin No.:2*XX-2*01P~2*12P
⑤ Plug the Pin & special No.:
I-Without the Wing; G-With the Wing
⑥ Material:N0-PA66 94V-0;N2-PA66 94V-2
⑦ Color:Blank-Natural Color BK-Black

Poles	Dimensions(mm)		Poles	Dimensions(mm)	
	A	B		A	B
2*01	---	5.60	2*07	25.20	30.80
2*02	4.20	9.80	2*08	29.40	35.00
2*03	8.40	14.00	2*09	33.60	39.20
2*04	12.60	18.20	2*10	37.80	43.40
2*05	16.80	22.40	2*11	42.00	47.60
2*06	21.00	26.60	2*12	46.20	51.80

PART NO	Material	Suitable XKB Terminal	Suitable XKB Terminal	Note
X9357HF-2*XX-N2BK	Nylon 66 94V-2 Black	X9357TM	X9357W Or 9357H	Without Ears
X9357HF-2*XXG-N2	Nylon 66 94V-2			With Ears
X9357HF-2*XXI-N2	Nylon 66 94V-2			Without Ears
X9357HF-2*XXG-N0	Nylon 66 94V-0			With Ears
X9357HF-2*XXI-N0	Nylon 66 94V-0			Without Ears

广东星坤科技股份有限公司
生效日期
文件工程章

MARK	DESCRIPTION	DATE	REVISED	APPROVED
	REVISIONS			

www.hellxkb.com

XKB	ANGLAR	±5°
	L≤4	±0.2
	4<L≤16	±0.3
	16<L≤63	±0.4
	L>63	±0.5
	UNSPECIFIED TOLERANCES	

DSND		DATE		SCALE: N/A	MODEL TYPE: X9357HF-2xXXG-N2
DWN		DATE		VIEW:	PART NO.: 2.40mm Crimp Style Connectors
CHKD		DATE		UNIT: mm/in	DWG NO.:
APPD		DATE		SIZE: A4	

XKB INDUSTRIAL PRECISION CO.,LIMITED

WEIGHT	SHEET	REVISION
1.0g	1/1	A0

XKB

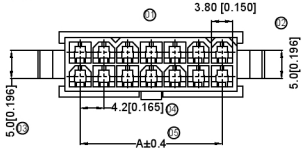

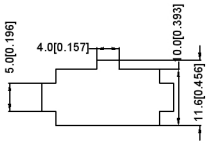

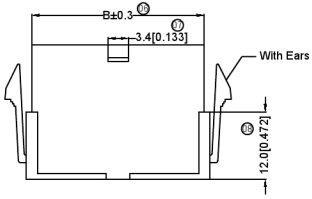

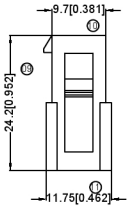

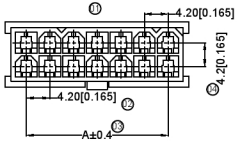

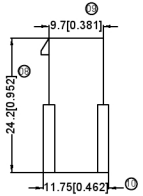

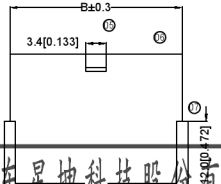

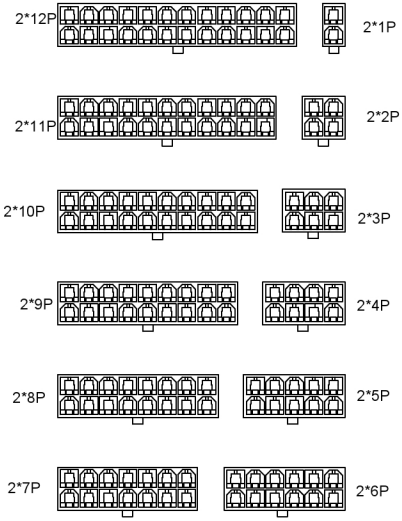

Specifications:
规格： XKB
Voltage rating:600V AC/DC
额定电压：600V AC/DC
Current rating:9A AC/DC
额定电流：9A AC/DC
Withstanding voltage:1500V AC/minute
耐受电压：1500V AC/分钟
Temperature range:-25℃-+85℃
温度范围：-25℃-+85℃
Insulation resistance:≥1000MΩ
绝缘电阻：≥1000MΩ
Contact resistance:≤10mΩ
接触电阻：≤10mΩ XKB
After environmental testing:≤20mΩ
环境测试后：≤20兆欧

X9357 H F -2*XX X-XX XX
① ② ③ ④ ⑤ ⑥ ⑦

① Series No.
② Category:H-HSG
③ Welding Board Angle:F-Female
④ Row No.-Pin No.:2*XX-2*01P~2*12P
⑤ Plug the Pin & special No.:
I-Without the Wing; G-With the Wing
⑥ Material:N0-PA66 94V-0;N2-PA66 94V-2
⑦ Color:Blank-Natural Color BK-Black

Poles	Dimensions(mm)		Poles	Dimensions(mm)	
	A	B		A	B
2*01	---	5.60	2*07	25.20	30.80
2*02	4.20	9.80	2*08	29.40	35.00
2*03	8.40	14.00	2*09	33.60	39.20
2*04	12.60	18.20	2*10	37.80	43.40
2*05	16.80	22.40	2*11	42.00	47.60
2*06	21.00	26.60	2*12	46.20	51.80

PART NO	Material	Suitable XKB Terminal	Suitable XKB Terminal	Note
X9357HF-2*XX-N2BK	Nylon 66 94V-2 Black	X9357TM	X9357W Or 9357H	Without Ears
X9357HF-2*XXG-N2	Nylon 66 94V-2			With Ears
X9357HF-2*XXI-N2	Nylon 66 94V-2			Without Ears
X9357HF-2*XXG-N0	Nylon 66 94V-0			With Ears
X9357HF-2*XXI-N0	Nylon 66 94V-0			Without Ears

广东星坤科技股份有限公司
生效日期
文件工程章

MARK	DESCRIPTION	DATE	REVISED	APPROVED
	REVISIONS			

www.hellxkb.com

XKB	ANGLAR	±5°
	L≤4	±0.2
	4<L≤16	±0.3
	16<L≤63	±0.4
	L>63	±0.5
	UNSPECIFIED TOLERANCES	

DSND		DATE		SCALE: N/A	MODEL TYPE: X9357HF-2xXXG-N2
DWN		DATE		VIEW:	PART NO.: 2.40mm Crimp Style Connectors
CHKD		DATE		UNIT: mm/in	DWG NO.:
APPD		DATE		SIZE: A4	

XKB INDUSTRIAL PRECISION CO.,LIMITED

WEIGHT	SHEET	REVISION
1.0g	1/1	A0

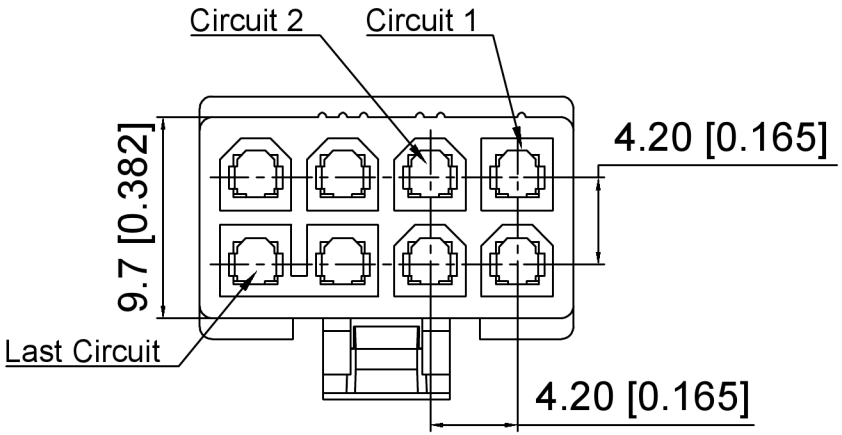

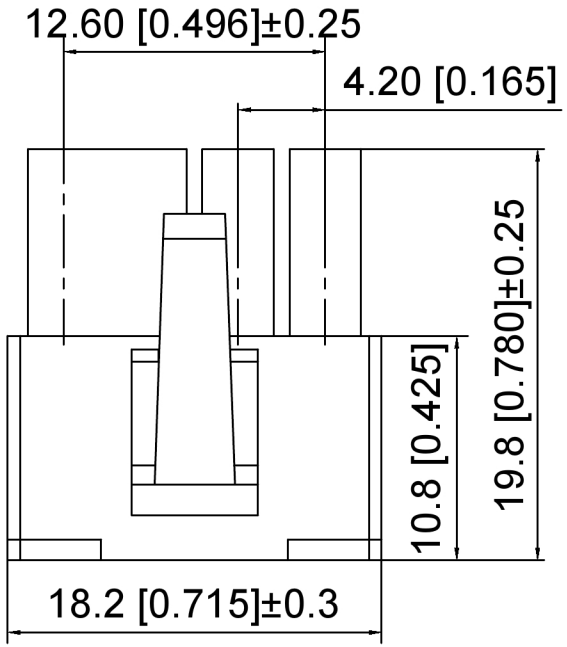

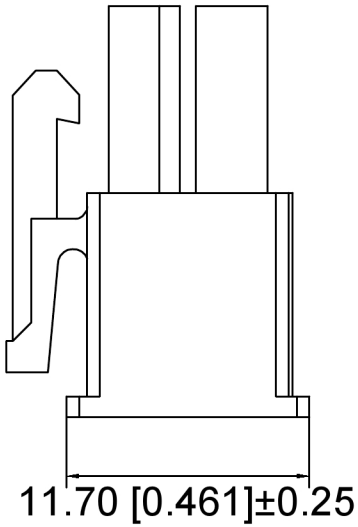

Specifications:
规格：
Voltage rating:600V AC/DC
额定电压：600V AC/DC
Current rating:7A AC/DC
额定电流：7A AC/DC
Withstanding voltage:1500V AC/minute
耐受电压：1500V AC/分钟
Temperature range:-25℃-+85℃
温度范围：-25℃-+85℃
Insulation resistance：1000MΩ min
绝缘电阻：1000MΩ Min
Contact resistance:20mΩ Max
接触电阻：20mΩ Max

X9357 H M - 2xXX EH - N2
① ② ③ ④ ⑤ ⑥

1.Series No
2.Category:H-HSG
3.Category:M-Male housing
4.Row No.Pin No:2xXX-2x04Pin
5.Type:EH-The last two holes are connected
6.Material:N2-PA66 UL94V-2 Black

X9357HM-2xXXEH-N2	PA66	X9357W-EH	X9357TF
PART N0	Material	Suitable XKB Wafer	Suitable XKB Terminal

广东星坤科技股份有限公司
文件工程章

MARK	DESCRIPTION	DATE	REVISED	APPROVED
△x				
△x	日期			
△x				

REVISIONS

ANGLAR	±5°
L≤ 4	±0.2
4<L≤ 16	±0.3
16<L≤ 63	±0.4
L> 63	±0.5

UNSPECIFIED TOLERANCES

www.helloxkb.com www.helloxkb.cn www.xk-dg.cn

DSND		SCALE: N/A	MODEL TYPE: 4.2mm Crimp Style Connector
DWN		VIEW:	PART NO.: X9357HM-2xXXEH-N2
CHKD		UNIT: mm/in	DWG NO.: X-X9357HM-2xXXEH-N2
APPD		SIZE: A4	

XKB INDUSTRIAL PRECISION CO.,LIMITED

WEIGHT	SHEET	REVISION
	1/1	A0

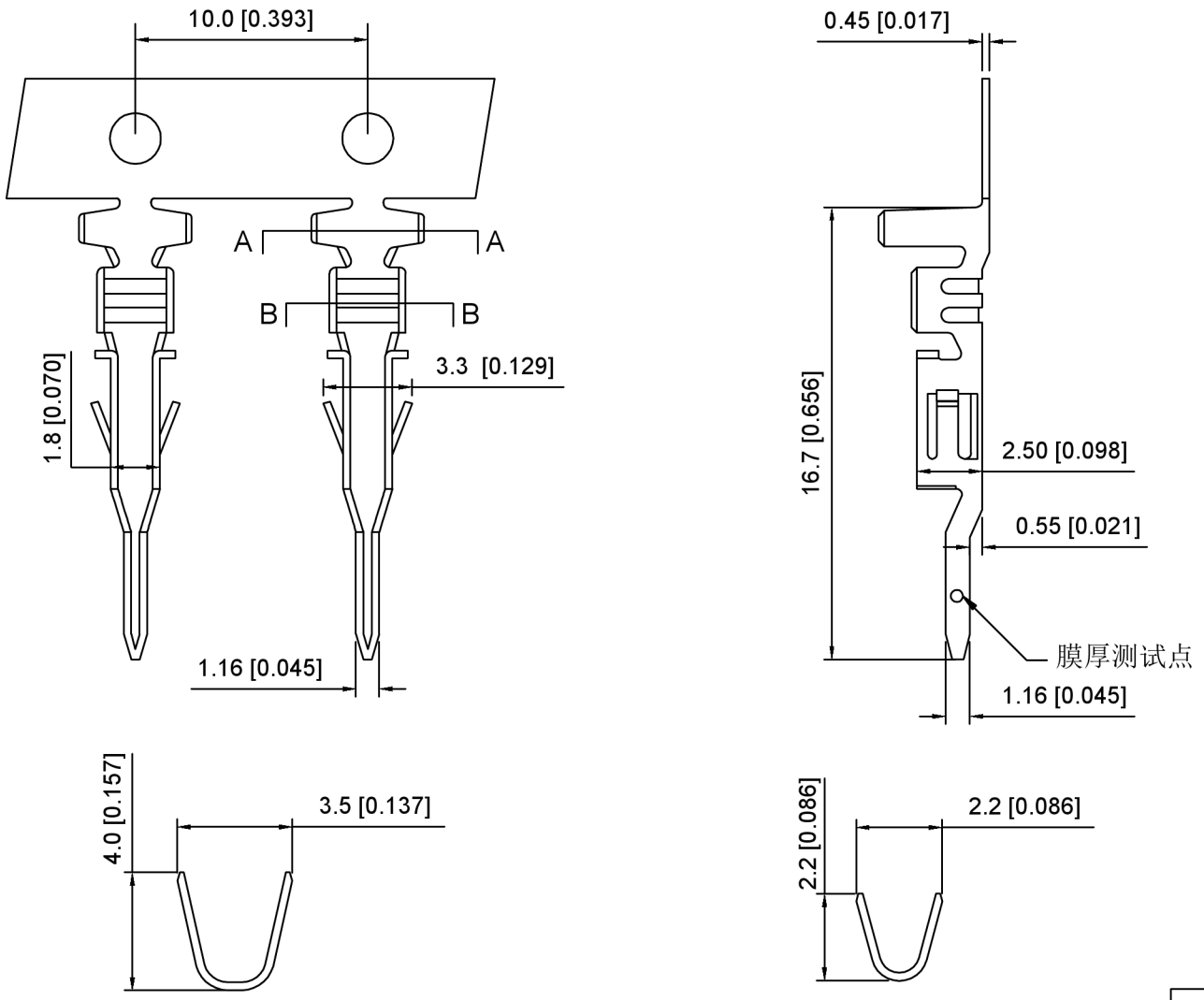

A-A

B-B

Specifications:
规格：
Voltage rating:250V AC/DC
额定电压：250V AC/DC
Current rating:7A AC/DC
额定电流：7A AC/DC
Withstanding voltage:500V AC/minute
耐受电压：500V AC/分钟
Temperature range:-25℃-+85℃
温度范围：-40℃-+105℃
Insulation resistance:1000MΩ min
绝缘电阻：1000MΩ Min
Contact resistance:20mΩ Max
接触电阻：20mΩ Max

X9357 T M - B SN -X
① ② ③ ④ ⑤ ⑥

1.Series No
2.Category:T-Terminal
3.Category:M-Male Terminal
4.Material:B-Brass
5.Plating:SN-Tin Plated
6.Special No:Blank-Low Feet
H-High Feet

X9357TM-BSN	Brass	AWG#18~22	X9635HF
X9357TM-BSN-H		AWG#16~22	
PART N0	Material	Wrie Range	Suitable XKB Housing

广东星坤科技股份有限公司
文件工程章

MARK	DESCRIPTION	DATE	REVISED	APPROVED
Δ修改	日期			
Δ				
Δ				

REVISIONS

ANGLAR	±5°
L≤ 4	±0.2
4<L≤ 16	±0.3
16<L≤ 63	±0.4
L> 63	±0.5

UNSPECIFIED TOLERANCES

www.helloxkb.com www.helloxkb.cn www.xk-dg.cn

DSND		SCALE: N/A	MODEL TYPE: 4.2mm Crimp Style Connector
DWN		VIEW:	PART NO.: X9357TM-BSN
CHKD		UNIT: mm/in	DWG NO.: X-X9357TM-BSN
APPD		SIZE: A4	

XKB INDUSTRIAL PRECISION CO.,LIMITED

WEIGHT	SHEET	REVISION
	1/1	A0

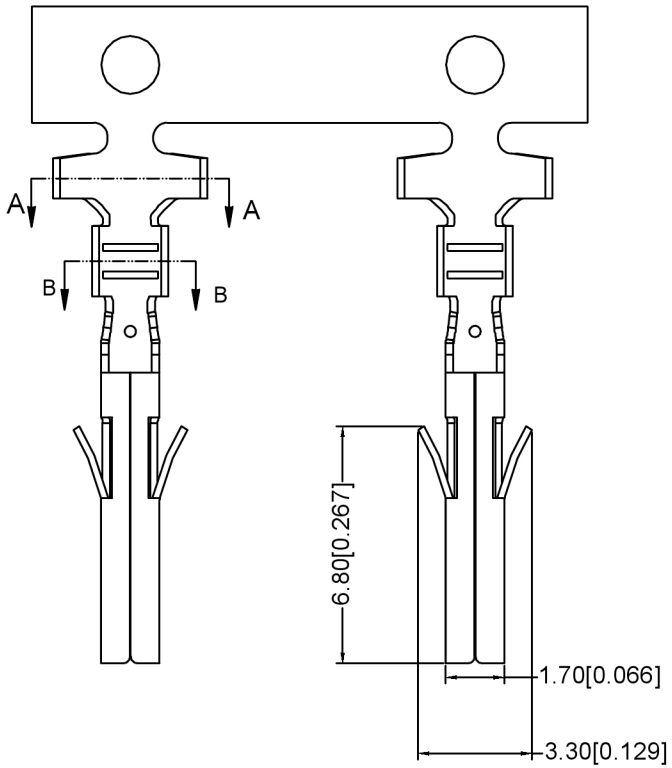

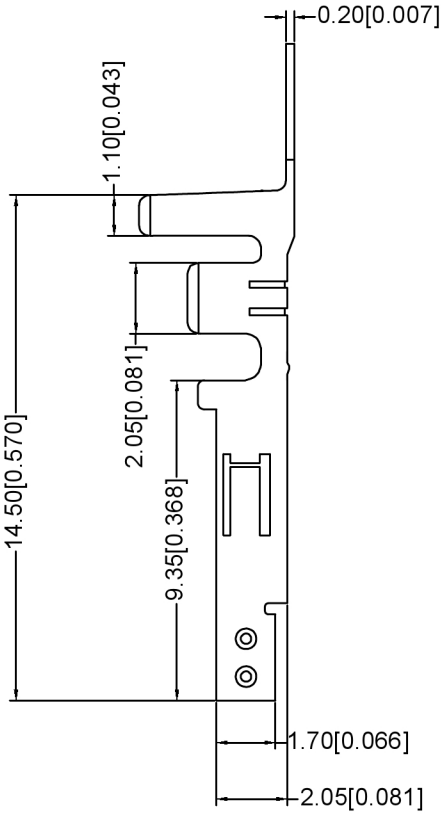

Specifications:
规格：
Voltage rating:600V AC/DC
额定电压：600V AC/DC
Current rating:9A AC/DC
额定电流：9A AC/DC
Withstanding voltage:1500V AC/minute
耐受电压：1500V AC/分钟
Temperature range:-25℃-+85℃
温度范围：-25℃-+85℃
Insulation resistance:≥1000MΩ
绝缘电阻：≥1000MΩ
Contact resistance:≤10mΩ
接触电阻：≤10mΩ
After environmental testing:≤20mΩ
环境测试后：≤20兆欧

X9357 T F -X SN X-H
01 02 03 04 05 06 07

01 Series Number
02 Category: T-terminal
03 Shape:F-Female
04 Material:B-Brass; P-Phosphor Bronze
05 Plating style: SN-Bright tin plating
06 Plating method:
Blank-Stamping before plating;
07 Special No: H-High Leads

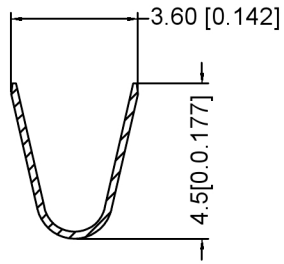

A-A

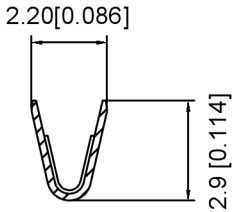

B-B

PART NO	Material	Wire Range	Insulation O.D.	Finish	Suitable XKB
X9357TF-PSN-H	Phosphor Bronze	AWG#16-24	3.10mm(Max)	Stamping Before Plating :30u" MIN. Ni70u"Sn MIN.	X9357HM
X9357TF-BSN-H	Brass				

广东星坤科技股份有限公司
文件工程章

MARK	DESCRIPTION	DATE	REVISED	APPROVED
ΔX	更改			
ΔX	数			
ΔX	日期			

REVISIONS

UNSPECIFIED TOLERANCES	
ANGLAR	±5°
L≤ 4	±0.2
4<L≤ 16	±0.3
16<L≤ 63	±0.4
L> 63	±0.5

www.helloxkb.com www.helloxkb.cn www.xk-dg.cn

XKB INDUSTRIAL PRECISION CO.,LIMITED

DSND		SCALE: N/A	MODEL TYPE: 4.2mm Crimp Style Connector
DWN		VIEW:	PART NO.: X9357TF-BSN-H
CHKD		UNIT: mm/in	DWG NO.: X-X9357TF-BSN-H
APPD		SIZE: A4	WEIGHT / SHEET 1/1 / REVISION A0

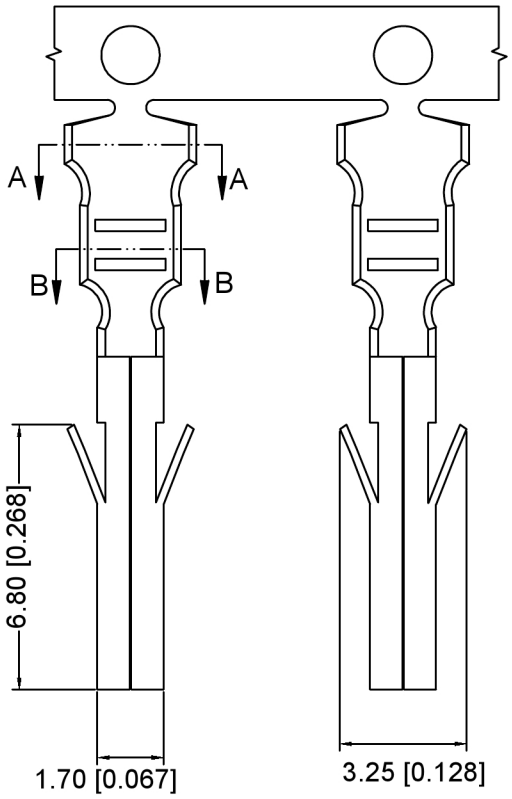

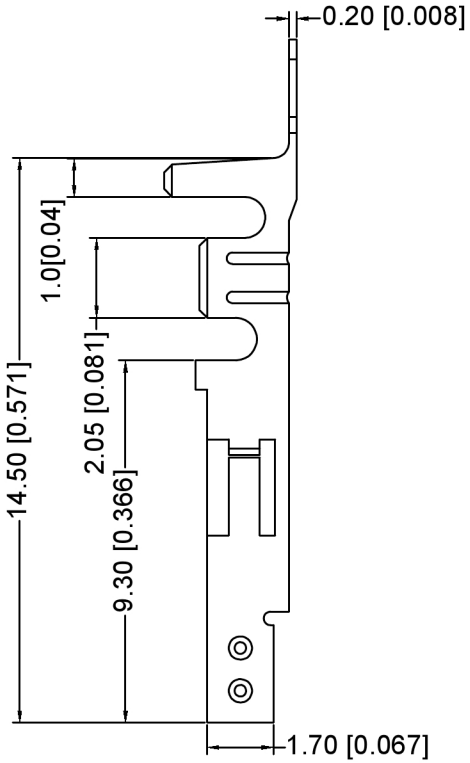

Specifications:
规格：
Voltage rating:600V AC/DC
额定电压：600V AC/DC
Current rating:9A AC/DC
额定电流：9A AC/DC
Withstanding voltage:1500V AC/minute
耐受电压：1500V AC/分钟
Temperature range:-25℃-+85℃
温度范围：-25℃-+85℃
Insulation resistance:≥1000MΩ
绝缘电阻：≥1000MΩ
Contact resistance:≤10mΩ
接触电阻：≤10mΩ
After environmental testing:≤20mΩ
环境测试后：≤20兆欧

X9357 T F- X SN X-L
01 02 03 04 05 06 07

1 Series Number
2 Category: T-terminal
3 Shape:F-Female
4 Material:B-Brass;P-Phosphor Bronze
5 Plating style: SN-Bright tin plating
6 Plating method:
Blank-Stamping before plating;
7Special No: L-Normal Leads

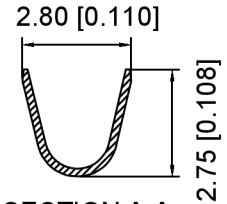

SECTION A-A
SCALE 1:1

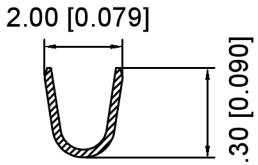

SECTION B-B
SCALE 1:1

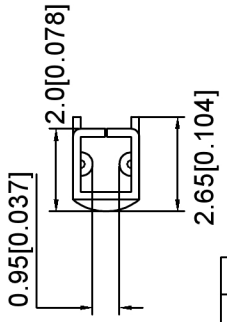

X9357TF-PSN-L	Phospher Bronze	AWG#18-24	12.10mm(Max)	Stamping Before Plating :30u'' MIN. N;/0u'Sn MIN	X9357HM
X9357TF-BSN-L	Brass				
PART NO	Material	Wire Range	Insulation O.D.	Finish	Suitable X KB

广东星坤科技股份有限公司
文件工程章

MARK	DESCRIPTION	DATE	REVISED	APPROVED
ΔX				
ΔX				
ΔX				

REVISIONS

ANGLAR	±5°
L≤ 4	±0.2
4<L≤ 16	±0.3
16<L≤ 63	±0.4
L> 63	±0.5

UNSPECIFIED TOLERANCES

www.helloxkb.com www.helloxkb.cn www.xk-dg.cn

XKB

XKB INDUSTRIAL PRECISION CO.,LIMITED

DSND		SCALE: N/A	MODEL TYPE: 4.2mm Crimp Style Connector
DWN		VIEW:	PART NO.: X9357TF-BSN-L
CHKD		UNIT: mm/in	DWG NO.: X9357TF-BSN-L
APPD		SIZE: A4	

WEIGHT	SHEET	REVISION
	1/1	A0

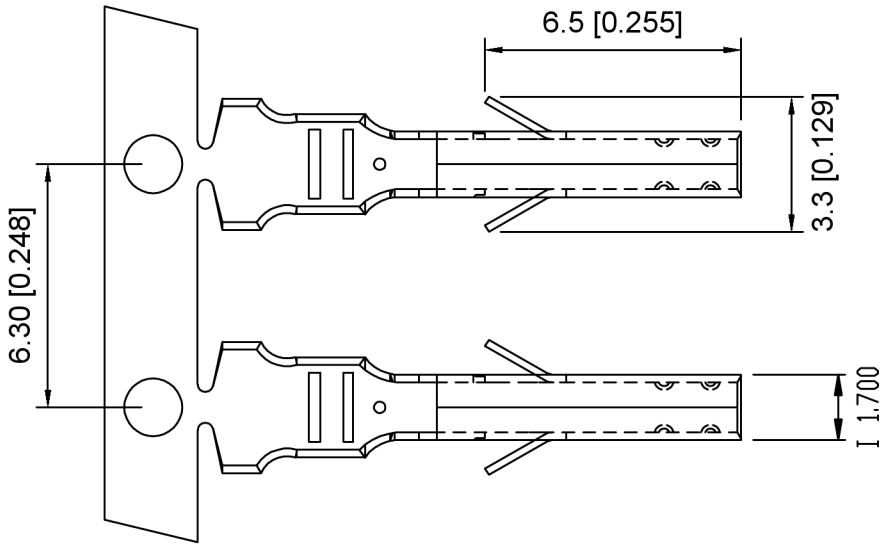

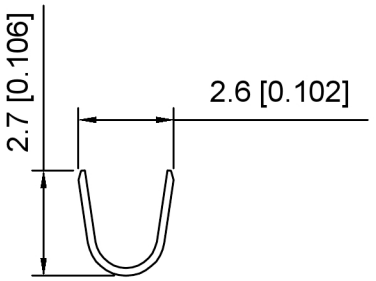

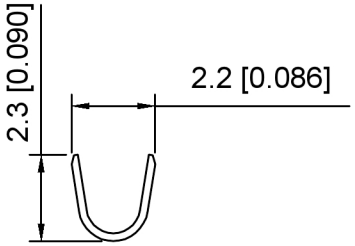

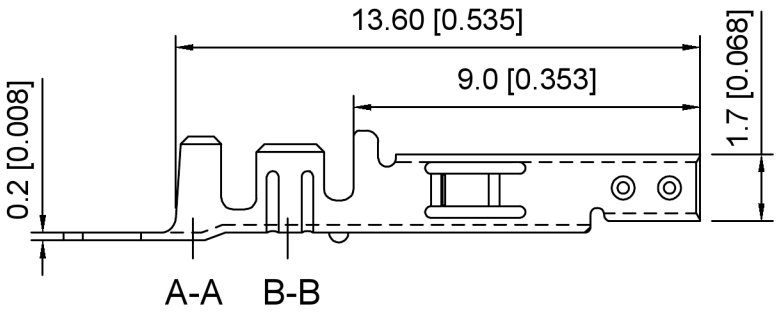

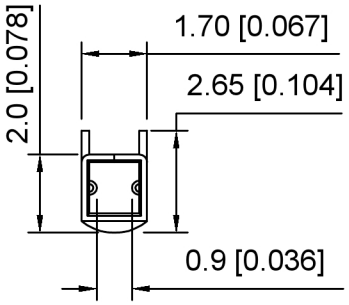

Specifications:
规格：
Voltage rating:600V AC/DC
额定电压：600V AC/DC
Current rating:9A AC/DC
额定电流：9A AC/DC
Withstanding voltage:1500V AC/minute
耐受电压：1500V AC/分钟
Temperature range:-25℃-+85℃
温度范围：-25℃-+85℃
Insulation resistance:1000MΩ min
绝缘电阻：1000MΩ Min
Contact resistance:10mΩ Max
接触电阻：10mΩ Max

X9357 T F - B SN - M
① ② ③ ④ ⑤ ⑥

1.Series No
2.Category:T-Terminal
3.Category:F-Female Terminal
4.Material:B-Brass
5.Plating:SN-Tin Plated
6.Special No:M-Lower the foot

X9357TF-BSN-M	Brass	AWG#20	X9357H
PART N0	Material	Wire Range	Suitable XKB Housing

广东星坤科技股份有限公司

MARK	DESCRIPTION	DATE	REVISED	APPROVED
Δ1	修改			
Δ2	日期			
Δ3				

REVISIONS

ANGLAR	±5°
L≤ 4	±0.2
4<L≤ 16	±0.3
16<L≤ 63	±0.4
L> 63	±0.5

UNSPECIFIED TOLERANCES

DSND		SCALE: N/A	MODEL TYPE: 4.2mm Crimp Style Connector
DWN		VIEW:	PART NO.: X9357TF-BSN-M
CHKD		UNIT: mm/in	DWG NO.: X-X9357TF-BSN-M
APPD		SIZE: A4	

XKB INDUSTRIAL PRECISION CO.,LIMITED

WEIGHT	SHEET	REVISION
	1/1	A0

文件工程章

www.helloxkb.com www.helloxkb.cn www.xk-dg.cn