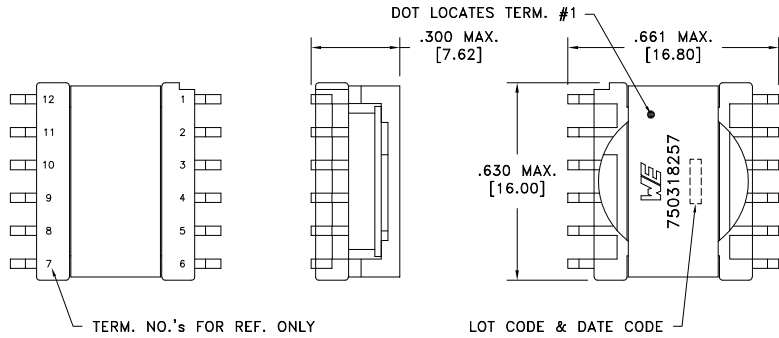
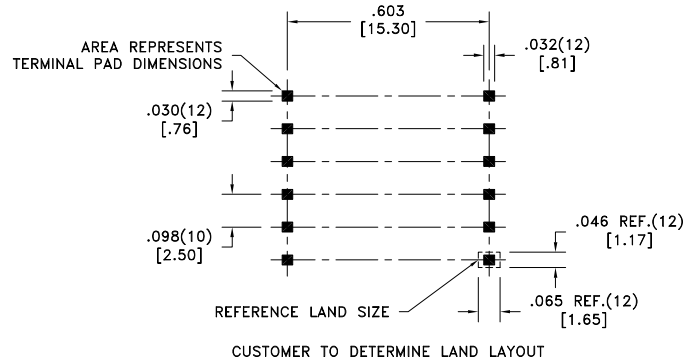
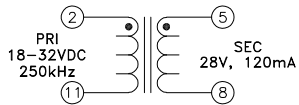


CUSTOMER TERMINAL	RoHS	LEAD(Pb)-FREE
Sn96%, Ag4%	Yes	Yes



**ELECTRICAL SPECIFICATIONS @ 25°C unless otherwise noted:**

PARAMETER	TEST CONDITIONS	VALUE
D.C. RESISTANCE	2-11 @20°C	1.56 ohms ±10%
D.C. RESISTANCE	5-8 @20°C	1.56 ohms ±10%
INDUCTANCE	2-11 10kHz, 100mVAC, Ls	470uH ±10%
SATURATION CURRENT	2-11 20% rolloff from initial	550mA
LEAKAGE INDUCTANCE	2-11 tie(5+8), 100kHz, 100mVAC, Ls	1.0uH typ., 2.0uH max.
DIELECTRIC	2-5 1500VAC, 2 seconds	1500VAC, 1 minute
URNS RATIO	(2-11):(5-8)	1:1, ±1%



**GENERAL SPECIFICATIONS:**

OPERATING TEMPERATURE RANGE: -40°C to +125°C including temp rise.

Designed to comply with the following requirements as defined by IEC61010-1,  
 - Basic insulation for a primary circuit at a line-to-neutral voltage of ≤300Vrms,  
 Overvoltage Category II, Pollution Degree 2, Altitude up to 2km above sea level.

Wire insulation & RoHS status not affected by wire color.  
 Wire insulation color may vary depending on availability.

REV.	DATE	Packaging Specifications Method: <b>Tape &amp; Reel</b> PKG-0137 www.we-online.com/midcom		Tolerances unless otherwise specified: Angles: ±1° Fractions: ±1/64 Decimals: ±.005 [.13] Footprint: ±.005 [.13]	DRAWING TITLE <b>TRANSFORMER</b>	PART NO. <b>750318257</b>
6A	9/19	SEE REVISION SHEET FOR REVISION LEVEL	CONVENTION PLACEMENT	This drawing is dual dimensioned. Dimensions in brackets are in millimeters.	eiSos p/n: 750318257	SPECIFICATION SHEET 1 OF 1