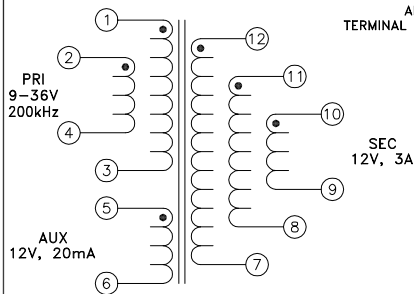
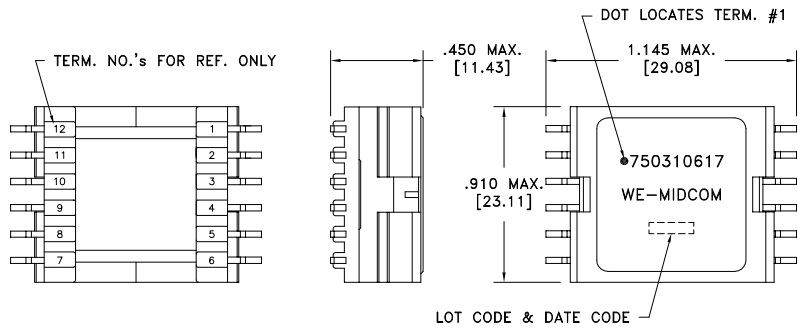


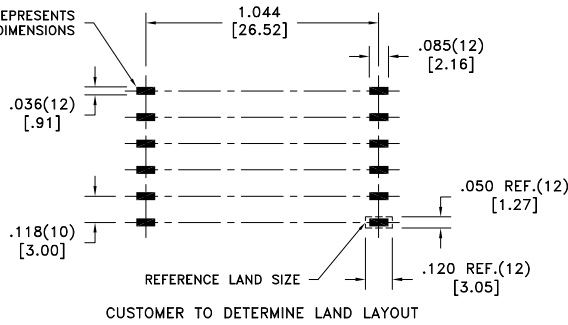
CUSTOMER TERMINAL	RoHS	LEAD(Pb)-FREE
Sn96%, Ag4%	Yes	Yes

more than you expect



Application of the transformer allows for the leadwires between terminals 1&2, 3&4, 7&8&9 and 10&11&12 to solder bridge.

Customer to tie terminals 1+2, 3+4, 7+8+9 and 10+11+12 on PC board. ⑥



ELECTRICAL SPECIFICATIONS @ 25°C unless otherwise noted:

PARAMETER	TEST CONDITIONS	VALUE
D.C. RESISTANCE	1-3 @20°C	0.018 ohms max.
D.C. RESISTANCE	2-4 @20°C	0.020 ohms max.
D.C. RESISTANCE	5-6 @20°C	0.130 ohms max.
D.C. RESISTANCE	7-10 tie(7+8+9, 10+11+12), @20°C	0.023 ohms max.
INDUCTANCE	1-4 tie(1+2, 3+4), 100kHz, 100mVAC, Ls	4.50uH ±10%
⑥ SATURATION CURRENT	1-4 tie(1+2, 3+4), 20% rolloff from initial	14.0A
LEAKAGE INDUCTANCE	1-4 tie(1+2, 3+4, 7+8+9+10+11+12), 100kHz, 10mVAC, Ls	150nH max.
DIELECTRIC	1-12 tie(2+3, 4+5, 7+8+9), 1875VAC, 1 second	-
URNS RATIO	(2-4):(1-3)	1:1, ±3%
URNS RATIO	(5-6):(1-3)	1.166:1, ±3%
URNS RATIO	(12-9):(1-3), tie(7+8+9, 10+11+12)	1.166:1, ±3%

GENERAL SPECIFICATIONS:

⑥ OPERATING TEMPERATURE RANGE: -40°C to +125°C including temp rise.

REV.	DATE	Packaging Specifications	CONVENTION PLACEMENT
6D	10/17	Method: Tape & Reel	
6C	4/11	PKG-0647	
6B	7/10	www.we-online.com/midcom	
6A	5/10	SEE REVISION SHEET FOR REVISION LEVEL	

Tolerances unless otherwise specified:
 Angles: ±1° Decimals: ±.005 [.13]
 Fractions: ±1/64 Footprint: ±.005 [.13]

This drawing is dual dimensioned. Dimensions in brackets are in millimeters.

DRAWING TITLE
TRANSFORMER

eiSos p/n: 750310617

PART NO.
750310617

compliant RoHS

SPECIFICATION SHEET 1 OF 1