© – TE Connectivity. All Rights Reserved.

REVISIONS					
P	LTR	DESCRIPTION	DATE	DWN	APVD
	AN	ECO-20-004897	24AUG2020	SB	KJ

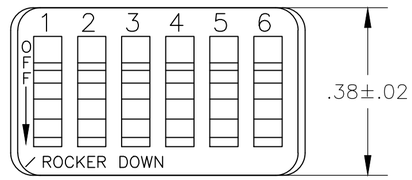

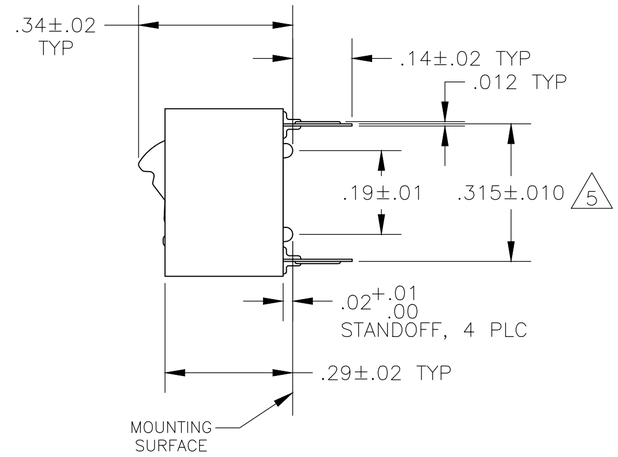

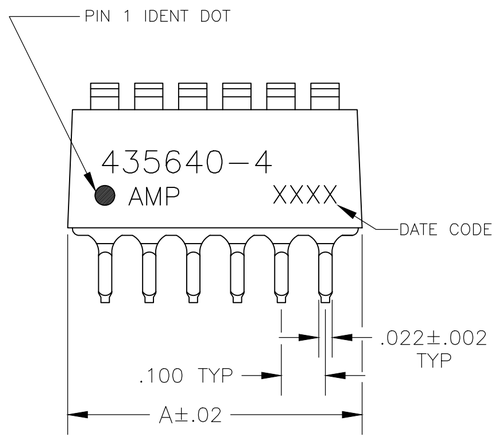

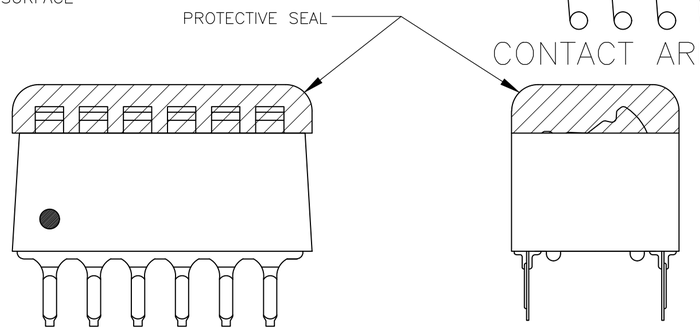

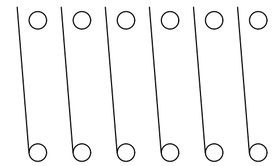

CONTACT ARRANGEMENT

FIG 1

1. FOR ADDITIONAL SPECIFICATIONS SEE AMP PRODUCT SPEC 108-7532.
2. SWITCH SHOWN IN OPEN POSITION.
3. ALL CHARACTERS AND ROCKERS ARE WHITE, HOUSING IS BLUE.
4. LASER MARKING WILL VARY ON 2 AND 3 POSITION SIDES DUE TO SPACE RESTRICTIONS.

5. .315 DIMENSION APPLIES AT TERMINAL TIPS. TERMINALS ARE .300 +.010 −.000 AT MOUNTING SURFACE.

6. STRIPPABLE TRANSPARENT SEAL, SEE FIG 1.

7 OBSOLETE	FIG 6	—	1.08	10	~~6-435640-1~~
7 OBSOLETE	FIG 7	—	.58	5	6-435640-0
		—	~~.48~~	~~4~~	~~5-435640-9~~
		—	~~.88~~	~~8~~	~~5-435640-8~~
		—	.98	9	5-435640-7
7 OBSOLETE	FIG 5	6	~~.68~~	~~6~~	~~5-435640-6~~
			~~.58~~	~~5~~	~~5-435640-5~~
7 SUPSD BY 5-5435640-4			~~.48~~	~~4~~	~~5-435640-4~~
	FIG 2	6	.88	8	5-435640-3
OBSOLETE	FIG 5	6	.88	8	5-435640-2
		—	1.08	10	5-435640-1
	FIG 3	6	.88	8	5-435640-0
		—	.88	8	4-435640-9
7 SUPSD BY 4-5435640-8		—	~~.58~~	~~5~~	~~4-435640-8~~
	NONE	—	1.08	10	4-435640-7
	AS SHOWN	6	1.28	12	4-435640-3
			1.08	10	4-435640-1
			.98	9	4-435640-0
			.88	8	3-435640-9
			.78	7	3-435640-8
			.68	6	3-435640-7
			.58	5	3-435640-6
			.48	4	3-435640-5
SUPSD BY 3-435668-3	FIG 4		.38	3	3-435640-4
SUPSD BY 2-435668-6 3-1589670-4			.28	2	3-435640-3
	AS SHOWN	—	1.28	12	3-435640-2
	FIG 4	—	.38	3	3-435640-0
		—	.28	2	2-435640-9
OBSOLETE	FIG 2	—	.78	7	2-435640-2
	AS SHOWN	—	1.08	10	435640-7
		—	.98	9	435640-6
		—	.88	8	435640-5
		—	.68	6	435640-4
		—	.58	5	435640-3
		—	.48	4	435640-2
435640-4 SHOWN		—	.78	7	435640-1
	TOP MARKING	PROTECTIVE SEAL	A	NO OF POSN	PART NO.

435640

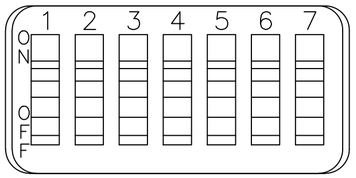

FIG 2

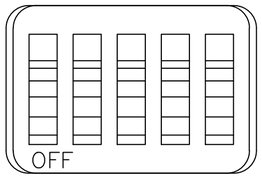

FIG 3

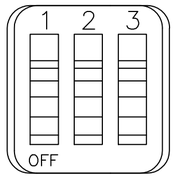

FIG 4

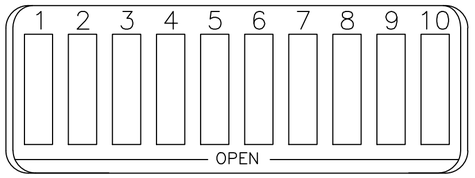

FIG 5

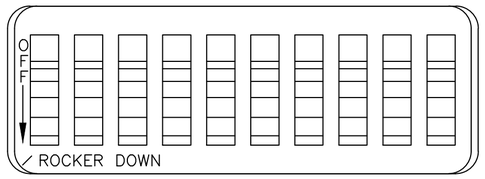

FIG 6

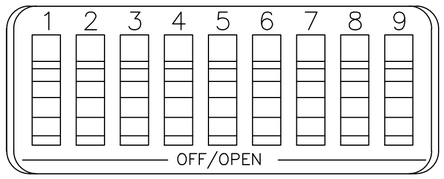

FIG 7

7 OBSOLETE PARTS: OBSOLETE CIS STREAMLINING PER D.RENAUD/D.SINISI

8 MARKS WILL BE ADDED BY LASER MARK PROCESS.

THIS DRAWING IS A CONTROLLED DOCUMENT.

DIMENSIONS: INCHES

TOLERANCES UNLESS OTHERWISE SPECIFIED:
0 PLC ± –
1 PLC ± –
2 PLC ± –
3 PLC ± .005
4 PLC ± –
ANGLES ± –

MATERIAL: HOUSING & ROCKERS; POLYESTER CONTACTS; COPPER ALLOY

FINISH: CONTACTS; PLATED .000030 MIN GOLD IN CONTACT AREA OVER .000050 MIN NICKEL

DWN R.TALLEY 15NOV89
CHK R.L.MILLER 06MAR90
APVD H.LEITER 06MAR90
PRODUCT SPEC —
APPLICATION SPEC —
WEIGHT —

TE Connectivity

NAME: SWITCH ASSY, DIP, TYPE C, 7100 SERIES, SPST, STANDARD

SIZE A2 | CAGE CODE 00779 | DRAWING NO C-435640 | RESTRICTED TO —

CUSTOMER DRAWING | SCALE 4:1 | SHEET 1 OF 1 | REV AN

1471-9 (1/15)

Downloaded from Arrow.com.