


**Toroidal PC Transformers • 1.6VA - 50VA**
**Features**

- Dual 115V or 120V, 50/60 Hz Primaries for parallel or series connections
- Lower strayfield
- High efficiency
- Reduced standby current
- Small size and low weight
- Extremely low level of radiated magnetic field
- Very low induced noise (hum)
- Very low iron loss
- Test Voltage Primary - Secondary 4.0 KV
- Ease of mounting - M4 Centre bush
- Ambient operating temp.: +60°C Max. for 1.6VA-25VA; +40°C Max. for 35VA-50VA
- Insulation system recognized for Class A (105°C) meets all requirements of Class E (120°C)
- Manufactured in an ISO 9001:2015 and ISO 14001:2015 certified Talema facility
- Fully RoHS & REACH Compliant


**Standards**

- High quality manufacturing and testing
- Recognized to UL5085 (70000K to 70065K)
- Recognized to EN60950 by VDE (70000K to 70065K)
- Recognized to UL62368-1 & IEC62638-1 (700xxK & 724xxK)

Power	Part Number		Secondary		
	2 x 115V	2 x 120V	Full Load V	Current mA	Open Circuit V
1.6	70000K	72400K	2 x 7	114	2 x 8.9
	70001K	72401K	2 x 9	89	2 x 11.6
	70002K	72402K	2 x 12	67	2 x 15.4
	70003K	72403K	2 x 15	53	2 x 19.3
	70004K	72404K	2 x 18	44	2 x 23.4
	70005K	72405K	2 x 22	36	2 x 28.2
3.2	70010K	72410K	2 x 7	229	2 x 10.2
	70011K	72411K	2 x 9	178	2 x 13.0
	70012K	72412K	2 x 12	133	2 x 17.3
	70013K	72413K	2 x 15	107	2 x 21.4
	70014K	72414K	2 x 18	89	2 x 25.7
	70015K	72415K	2 x 22	73	2 x 31.3
5.0	70020K	72420K	2 x 7	357	2 x 9.7
	70021K	72421K	2 x 9	278	2 x 12.4
	70022K	72422K	2 x 12	208	2 x 17.0
	70023K	72423K	2 x 15	167	2 x 21.3
	70024K	72424K	2 x 18	139	2 x 25.5
	70025K	72425K	2 x 22	114	2 x 30.5
7.0	70030K	72430K	2 x 7	500	2 x 9.5
	70031K	72431K	2 x 9	389	2 x 12.2
	70032K	72432K	2 x 12	292	2 x 16.2
	70033K	72433K	2 x 15	233	2 x 20.3
	70034K	72434K	2 x 18	194	2 x 24.3
	70035K	72435K	2 x 22	159	2 x 29.7
10	70040K	72440K	2 x 7	714	2 x 8.3
	70041K	72441K	2 x 9	556	2 x 10.8
	70042K	72442K	2 x 12	417	2 x 14.4
	70043K	72443K	2 x 15	333	2 x 18.0
	70044K	72444K	2 x 18	278	2 x 21.7
	70045K	72445K	2 x 22	227	2 x 26.3

Power	Part Number		Secondary		
	2 x 115V	2 x 120V	Full Load V	Current mA	Open Circuit V
15	70050K	72450K	2 x 7	1071	2 x 8.9
	70051K	72451K	2 x 9	833	2 x 11.1
	70052K	72452K	2 x 12	625	2 x 14.8
	70053K	72453K	2 x 15	500	2 x 18.5
	70054K	72454K	2 x 18	417	2 x 22.2
	70055K	72455K	2 x 22	341	2 x 27.2
25	70060K	72460K	2 x 7	1785	2 x 8.3
	70061K	72461K	2 x 9	1377	2 x 10.7
	70062K	72462K	2 x 12	1041	2 x 14.3
	70063K	72463K	2 x 15	832	2 x 17.8
	70064K	72464K	2 x 18	694	2 x 21.4
	70065K	72465K	2 x 22	568	2 x 26.2
35	70070K	72470K	2 x 7	2500	2 x 8.0
	70071K	72471K	2 x 9	1944	2 x 10.6
	70072K	72472K	2 x 12	1458	2 x 14.0
	70073K	72473K	2 x 15	1166	2 x 17.6
	70074K	72474K	2 x 18	972	2 x 20.9
	70075K	72475K	2 x 22	795	2 x 25.7
50	70080K	72480K	2 x 7	3571	2 x 8.1
	70081K	72481K	2 x 9	2777	2 x 10.4
	70082K	72482K	2 x 12	2083	2 x 13.9
	70083K	72483K	2 x 15	1666	2 x 17.3
	70084K	72484K	2 x 18	1388	2 x 20.8
	70085K	72485K	2 x 22	1136	2 x 25.4

**Notes:**

Primaries and secondaries for parallel or series connection  
Dimensions and schematic in next Page

## Toroidal PC Transformers • 1.6VA - 50VA

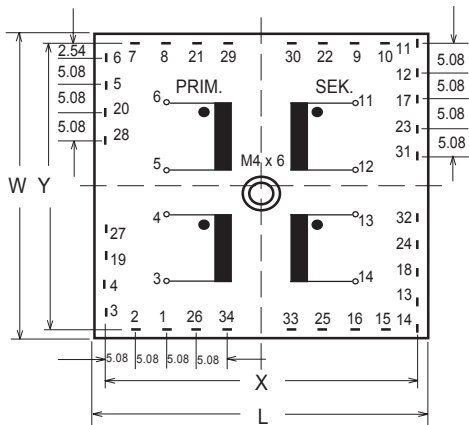
**Standard Outputs** (Electrical measurements @ 20°C ambient temperature)

Power VA	Weight Cu gram	No Load Regulation Delta Volts/Sec. (%)	Delta Temp °C	Efficiency %	No Load mA (typ.)	230V Fuse mA	Secondary Range (Max.)				
							VA	Delta Volts/sec. %	Delta Temp °C	Efficiency %	Rec. Fuse mA
1.6	82	29	10	77	1.0	32	2.0	60	30	60	32
3.2	110	43	20	70	1.5	32	3.7	80	40	50	50
5.0	144	40	29	68	2.0	50	5.5	80	40	50	63
7.0	174	34	25	74	3.0	63	7.5	70	40	60	80
10	252	20	24	82	3.0	80	12.0	60	45	60	100
15	304	23	27	80	4.0	100	16.0	60	40	65	125
25	435	19.0	28	83	5.0	160	--	--	--	--	--
35	525	17.7	31	81	7.0	200	--	--	--	--	--
50	685	15.5	30	86	8.0	315	--	--	--	--	--

### Dimensions

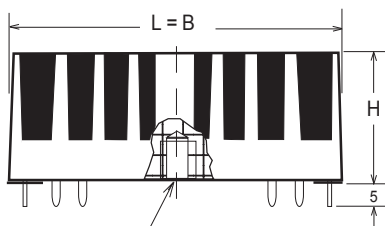
Dimensions - 7XXXX Series					
Power VA	Dimensions L x W x H mm	Pin Layout		Weight gram	Pin Availability
		XY mm	Pin Size mm		
1.6	39.6x39.6x18.5	35.56	1.0x0.5	82	1 - 16
3.2	44.7x44.7x19.5	40.64	1.0x0.5	110	1 - 18
5.0	49.7x49.7x19.5	45.72	1.0x0.5	144	1 - 18
7.0	49.7x49.7x23.1	45.72	1.0x0.5	174	1 - 18
10	55.0x55.0x26.0	50.80	1.0x0.5	252	1 - 18
15	60.0x60.0x26.3	55.88	1.0x0.5	304	1 - 20
25	60.0x60.0x37.5	55.88	1.0x0.5	435	1 - 20
35	72.0x72.0x37.5	66.04	Ø 1.3	525	1 - 26
50	82.4x82.4x37.5	76.20	Ø 1.3	685	1 - 34

#### Pin Side View



Specifications subject to change, Custom models available on request

- For 230 volt operation, connect primaries in series by connecting pins 5 & 4 together and apply 230 volts across pins 6 & 3
- For 115 volt operation, connect primaries in parallel by connecting pins 6 & 4 together and pins 5 & 3 together, apply 115 volts across pins 6 & 5
- To parallel the secondaries, connect pins 14 to 12 and 13 to 11 take the output across pins 14 & 13
- To place the secondaries in series, connect pins 13 to 12 and take the output across pins 14 & 11



Blind insert M4 x 6 deep 1.6VA - 25VA  
M5 Through hole 35VA - 50VA

**Regional Locations - Design, Manufacturing, Sales & Marketing**

**Talema Group Regional Offices**

**North America**

**United States  
(Sales & Marketing)**

**Talema Group, LLC**  
 PO Box 935  
 900 Innovation Drive  
 Suite 120, Rolla  
 Missouri 65402  
 Tel: +1 573-303-3675  
 E-Mail:  
[sales@talemagroup.com](mailto:sales@talemagroup.com)  
 Web: [www.talema.com](http://www.talema.com)

**Asia**

**India  
(Design, Manufacturing, Sales & Marketing)**

**Administrative Office**  
**Talema Electronic India Private Limited**  
 Door No. 221, 1st and 2nd Floor  
 KJ Plaza, Opp.to Vidya Mandir School  
 Meyanoor Main Road  
 Salem - 636 004 Tamil Nadu INDIA  
 Tel: +91 427 - 243 3100  
 Fax: +91 427 - 243 3109  
 E-Mail: [talema@talemaindia.net](mailto:talema@talemaindia.net)  
 Web: [www.talema.com](http://www.talema.com)

**Factory Premises**  
**Talema Electronic India Private Limited**  
 Plot Nos. 30, 31 Electrical and Electronic  
 Industrial Estate  
 Suramangalam  
 Salem - 636 005 Tamil Nadu INDIA  
 Tel: +91 427 - 243 3000  
 E-Mail: [talema@talemaindia.net](mailto:talema@talemaindia.net)  
 Web: [www.talema.com](http://www.talema.com)

**Europe**

**Germany  
(Design, Sales & Marketing)**

**Talema Elektronik GmbH**  
 Sembdnerstr. 5  
 82110 Germering  
 Tel: +49 89 - 841 00 - 0  
 Fax: +49 89 - 841 00 25  
 E-Mail: [info@talema.de](mailto:info@talema.de)  
 Web: [www.talema.com](http://www.talema.com)

**Ireland  
(Design, Sales & Marketing)**

**Nuvotem TEO**  
 Units W & X, Gweedore Business Park  
 Derrybeg, Letterkenny, Co. Donegal  
 Tel: +353 (0) 74 95 48666  
 Fax: +353 (0) 74 95 48139  
 E-Mail: [info@nuvotem.com](mailto:info@nuvotem.com)  
 Web: [www.nuvotem.com](http://www.nuvotem.com)

**Czech Republic  
(Design, Manufacturing, Sales & Marketing)**

**NT Magnetics s.r.o.**  
 Chebská 27  
 322 00 Plzeň  
 Tel: +420 377 - 338 351  
 Fax: +420 377 - 338 350  
 E-Mail: [talema@talema.cz](mailto:talema@talema.cz)  
 Web: [www.ntmagnetics.cz](http://www.ntmagnetics.cz)

**Locations of Talema Group Regional Offices**

