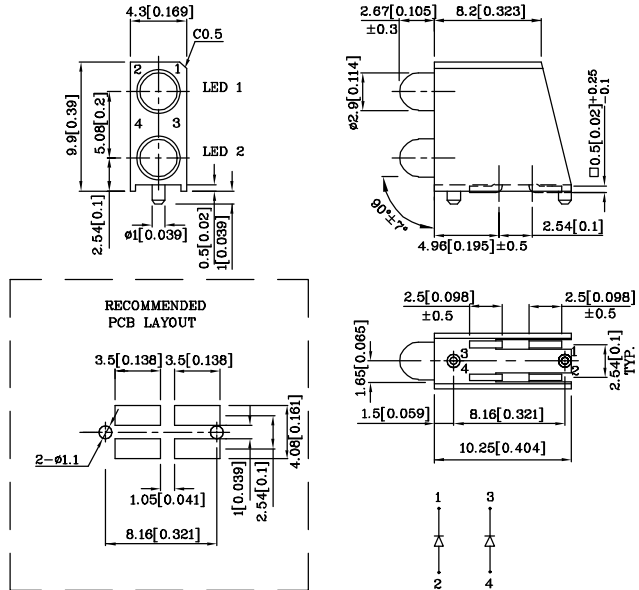


Features

- Black casing provides superior contrast
- Reliable & robust
- Custom color combinations available
- MSL (Moisture Sensitivity Level): 3
- Housing material: PPA
- Housing UL rating : 94V-0
- High temperature resistant housing
- High glass transition temperature epoxy
- RoHS compliant



Package Schematics



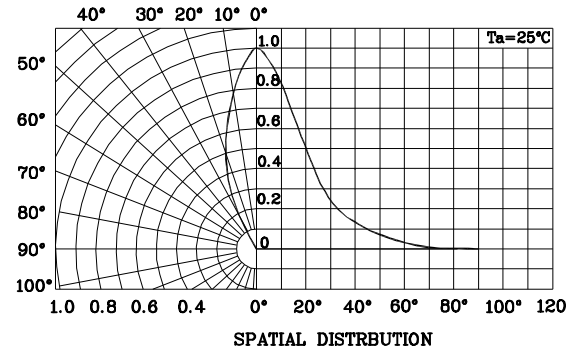
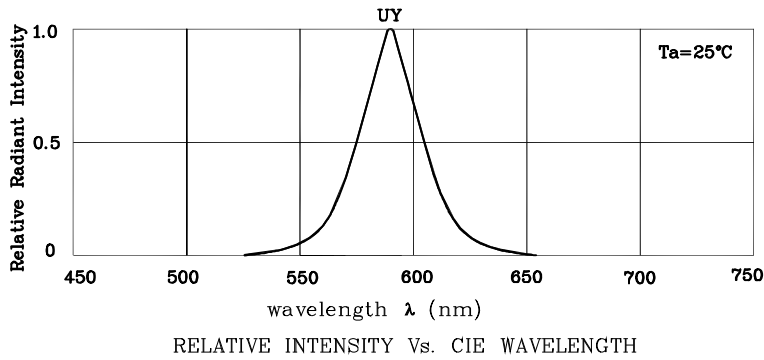
- Notes:
1. All dimensions are in millimeters (inches).
 2. Tolerance is ± 0.25 (0.01") unless otherwise noted.
 3. Specifications are subject to change without notice.

| Absolute Maximum Ratings (T _A =25°C) | | UY (GaAsP/GaP) | Unit |
|--|------------------|-------------------|------|
| Reverse Voltage | V _R | 5 | V |
| Forward Current | I _F | 30 | mA |
| Forward Current (Peak) 1/10 Duty Cycle 0.1ms Pulse Width | i _{FS} | 140 | mA |
| Power Dissipation | P _D | 75 | mW |
| Operating Temperature | T _A | -40 ~ +85 | °C |
| Storage Temperature | T _{stg} | -40 ~ +85 | |

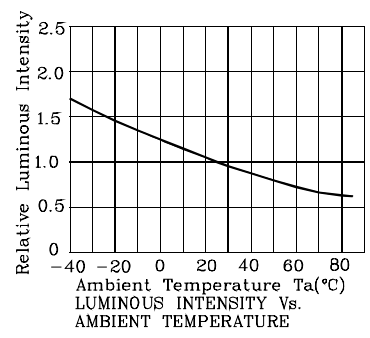
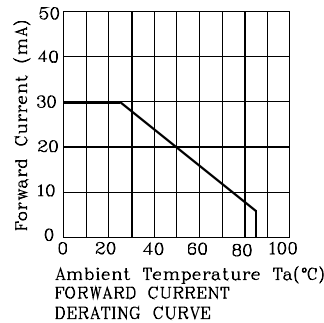
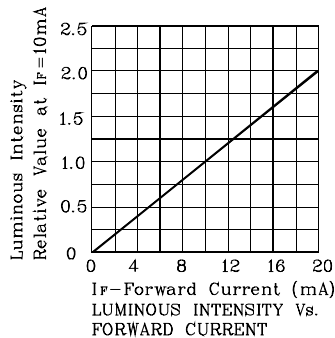
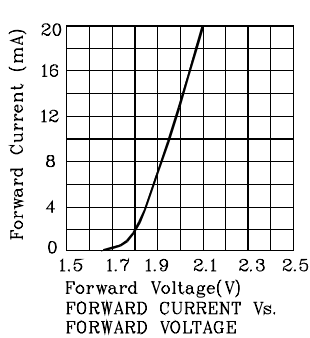
| Operating Characteristics (T _A =25°C) | | UY (GaAsP/GaP) | Unit |
|---|----------------|-------------------|------|
| Forward Voltage (Typ.) (I _F =10mA) | V _F | 1.95 | V |
| Forward Voltage (Max.) (I _F =10mA) | V _F | 2.5 | V |
| Reverse Current (Max.) (V _R =5V) | I _R | 10 | uA |
| Wavelength of Peak Emission CIE127-2007*(Typ.) (I _F =10mA) | λ _P | 590* | nm |
| Wavelength of Dominant Emission CIE127-2007*(Typ.) (I _F =10mA) | λ _D | 588* | nm |
| Spectral Line Full Width At Half-Maximum (Typ.) (I _F =10mA) | Δλ | 35 | nm |
| Capacitance (Typ.) (V _F =0V, f=1MHz) | C | 20 | pF |

| Part Number | Emitting Color | Emitting Material | Lens-color | Luminous Intensity CIE127-2007* (I _F =10mA)mcd | | Wavelength CIE127-2007* λ P nm | Viewing Angle 2θ 1/2 |
|----------------|-------------------|----------------------|-----------------|---|------|--------------------------------------|----------------------------|
| | | | | min. | typ. | | |
| XRS2LUY11D | Yellow | GaAsP/GaP | Yellow Diffused | 8* | 14* | 590* | 40° |

*Luminous intensity value and wavelength are in accordance with CIE127-2007 standards.

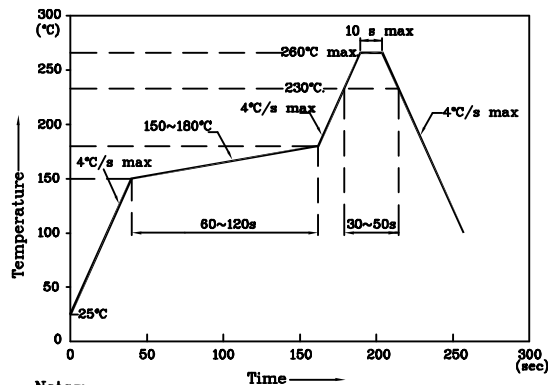


❖ UY



LED is recommended for reflow soldering and soldering profile is shown below.

Reflow Soldering Profile for SMD Products (Pb-Free Components)



- Notes:
- Maximum soldering temperature should not exceed 260 $^\circ\text{C}$
 - Recommended reflow temperature: 145 $^\circ\text{C}$ –260 $^\circ\text{C}$
 - Do not put stress to the epoxy resin during high temperatures conditions

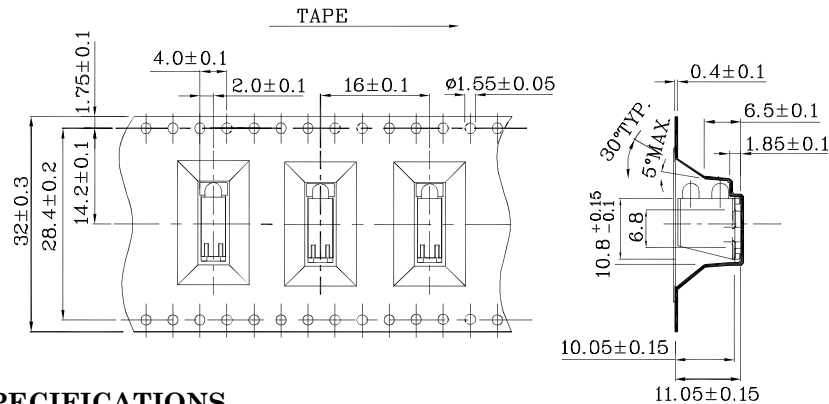
Remarks:

If special sorting is required (e.g. binning based on forward voltage, Luminous intensity / luminous flux, or wavelength), the typical accuracy of the sorting process is as follows:

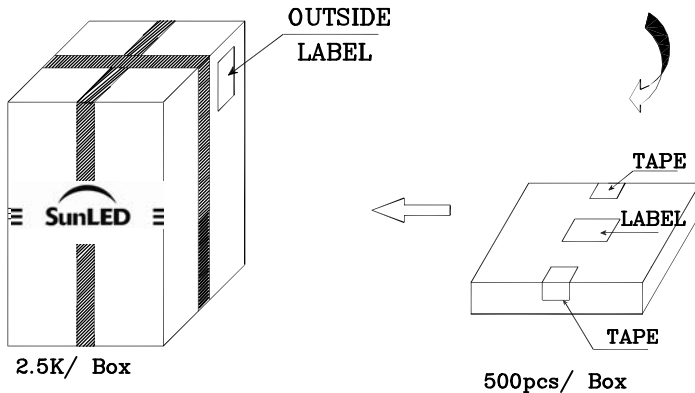
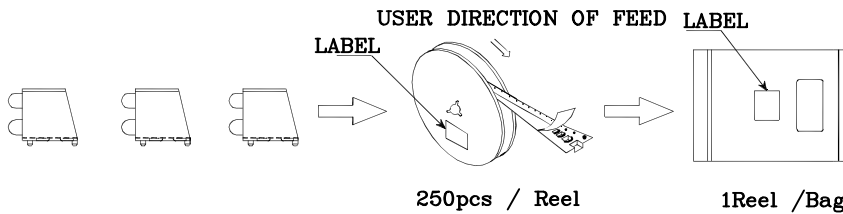
- Wavelength: $\pm 1\text{nm}$
- Luminous intensity / luminous flux: $\pm 15\%$
- Forward Voltage: $\pm 0.1\text{V}$



Note: Accuracy may depend on the sorting parameters.

❖ Tape Specification (Units : mm)



PACKING & LABEL SPECIFICATIONS



| | | |
|---|-----------|-----------------------------------|
|  | | Q.C. Q.C. XX XX XXXX PASSED |
| P/NO : XRS2Lxxx11x | | FQC |
| QTY : 500 pcs | CODE: XXX | |
| S/N : XX | | |
| LOT NO: | | |
|  | | |
| RoHS Compliant | | |

TERMS OF USE

1. Data presented in this document reflect statistical figures and should be treated as technical reference only.
2. Contents within this document are subject to improvement and enhancement changes without notice.
3. The product(s) in this document are designed to be operated within the electrical and environmental specifications indicated on the datasheet.
User accepts full risk and responsibility when operating the product(s) beyond their intended specifications.
4. The product(s) described in this document are intended for electronic applications in which a person's life is not reliant upon the LED. Please consult with a SunLED representative for special applications where the LED may have a direct impact on a person's life.
5. The contents within this document may not be altered without prior consent by SunLED.
6. Additional technical notes are available at <http://www.SunLEDusa.com/TechnicalNotes.asp>