

SKD 160



SEMIPONT® 4

Power Bridge Rectifiers

SKD 160

Features

- Robust plastic case with screw terminals
- Large, isolated base plate
- Blocking voltage up to 1800 V
- High surge currents
- Three phase bridge rectifier
- Easy chassis mounting
- UL recognized, file no. E 63 532

Typical Applications*

- Three phase rectifiers for power supplies
- Input rectifiers for variable frequency drives
- Rectifiers for DC motor field supplies
- Battery charger rectifiers

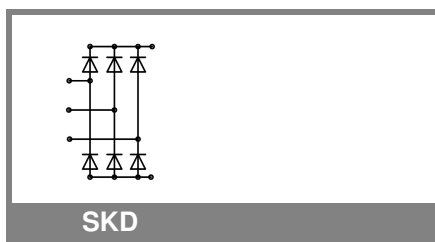
1) Available in limited quantities

2) Mounted on a painted metal sheet of min. 250 x 250 x 1 mm;

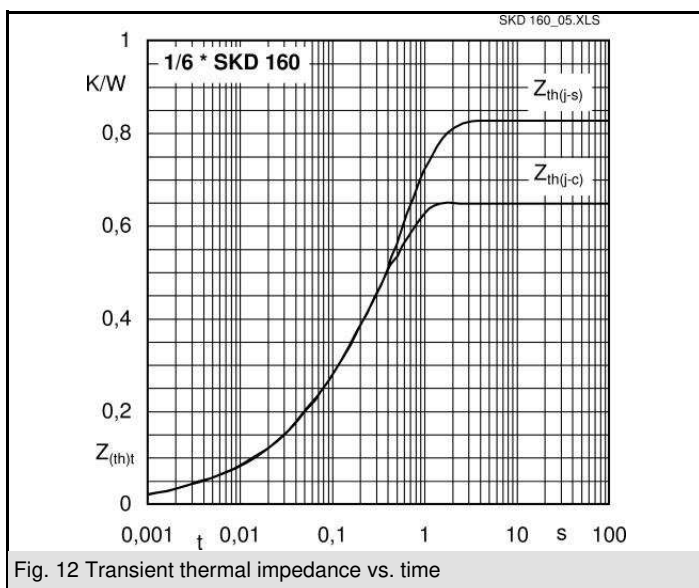
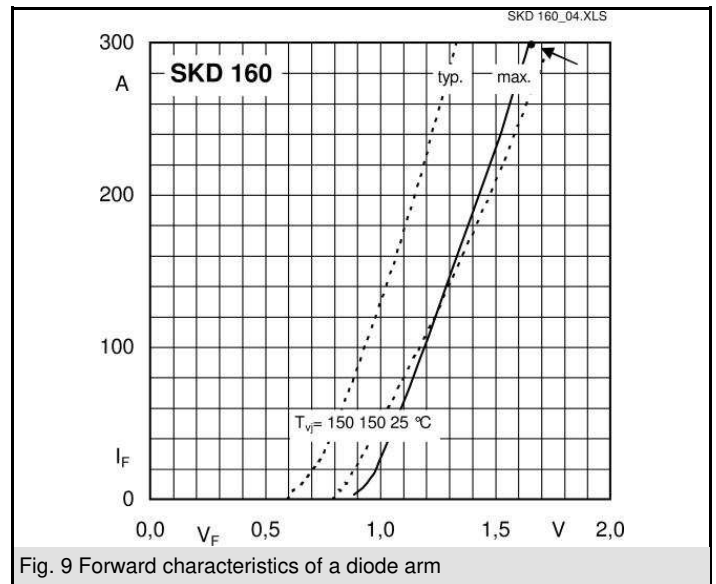
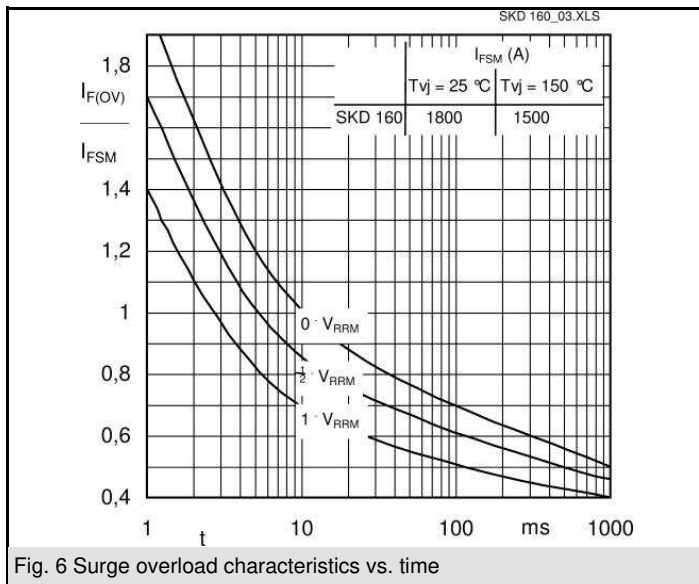
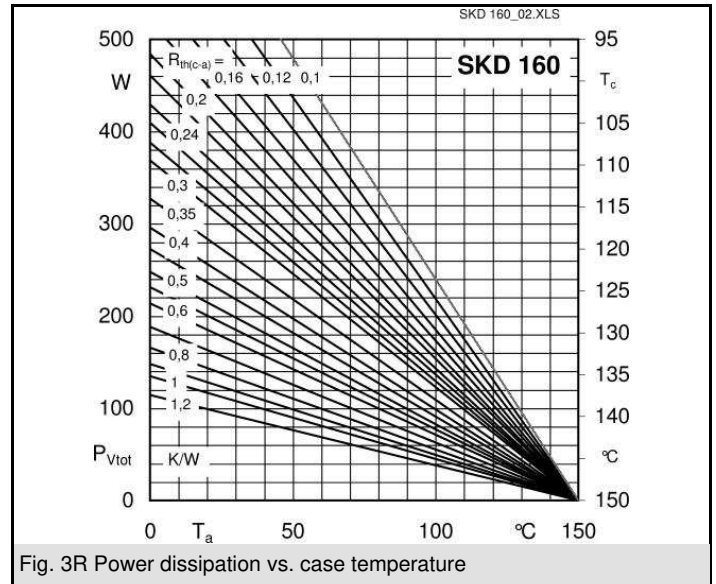
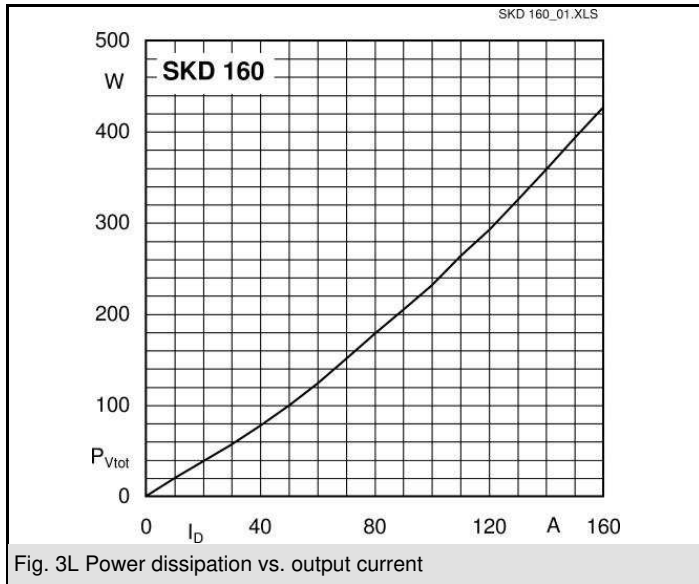
$R_{th(c-a)} = 1,8 \text{ K/W}$

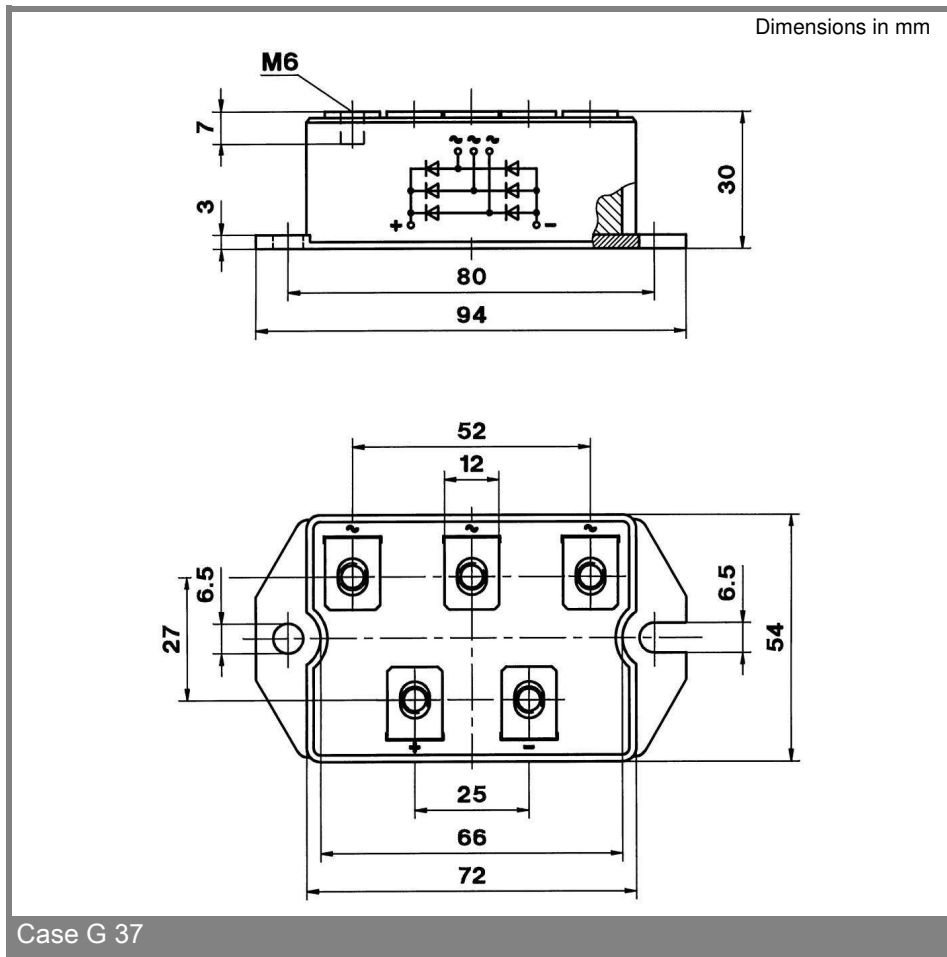
| V_{RSM} V | V_{RRM}, V_{DRM} V | $I_D = 160 \text{ A}$ (full conduction) ($T_c = 100 \text{ }^\circ\text{C}$) |
|----------------|-------------------------|---|
| 800 | 800 | SKD 160/08 |
| 1200 | 1200 | SKD 160/12 |
| 1400 | 1400 | SKD 160/14 |
| 1600 | 1600 | SKD 160/16 |
| 1800 | 1800 | SKD 160/18 ¹⁾ |

| Symbol | Conditions | Values | Units |
|---------------|--|----------------|------------------|
| I_D | $T_c = 85 \text{ }^\circ\text{C}$ | 205 | A |
| | $T_a = 45 \text{ }^\circ\text{C}$; chassis ²⁾ | 30 | A |
| | $T_a = 45 \text{ }^\circ\text{C}$; P1/200 | 75 | A |
| | $T_a = 35 \text{ }^\circ\text{C}$; P1/120F | 145 | A |
| | $T_a = 35 \text{ }^\circ\text{C}$; P3/120F | 146 | A |
| I_{FSM} | $T_{vj} = 25 \text{ }^\circ\text{C}$; 10 ms | 1800 | A |
| | $T_{vj} = 150 \text{ }^\circ\text{C}$; 10 ms | 1500 | A |
| i^2t | $T_{vj} = 25 \text{ }^\circ\text{C}$; 8,3 ... 10 ms | 16200 | A ² s |
| | $T_{vj} = 150 \text{ }^\circ\text{C}$; 8,3 ... 10 ms | 11200 | A ² s |
| V_F | $T_{vj} = 25 \text{ }^\circ\text{C}$; $I_F = 300 \text{ A}$ | max. 1,65 | V |
| $V_{(TO)}$ | $T_{vj} = 150 \text{ }^\circ\text{C}$ | max. 0,85 | V |
| r_T | $T_{vj} = 150 \text{ }^\circ\text{C}$ | max. 3 | mΩ |
| I_{RD} | $T_{vj} = 25 \text{ }^\circ\text{C}$; $V_{DD} = V_{DRM}$; $V_{RD} = V_{RRM}$ | max. 0,5 | mA |
| | $T_{vj} = 150 \text{ }^\circ\text{C}$; $V_{RD} = V_{RRM}$ | 6 | mA |
| $R_{th(j-c)}$ | per diode | 0,65 | K/W |
| | total | 0,11 | K/W |
| $R_{th(c-s)}$ | total | 0,03 | K/W |
| | | | |
| T_{vj} | | - 40 ... + 150 | $^\circ\text{C}$ |
| T_{stg} | | - 40 ... + 125 | $^\circ\text{C}$ |
| V_{isol} | a. c. 50 Hz; r.m.s.; 1 s / 1 min. | 3600 (3000) | V |
| M_s | to heatsink | $5 \pm 15 \%$ | Nm |
| M_t | to terminals | $5 \pm 15 \%$ | Nm |
| m | | 270 | g |
| Case | | G 37 | |



SKD





* The specifications of our components may not be considered as an assurance of component characteristics. Components have to be tested for the respective application. Adjustments may be necessary. The use of SEMIKRON products in life support appliances and systems is subject to prior specification and written approval by SEMIKRON. We therefore strongly recommend prior consultation of our personal.