

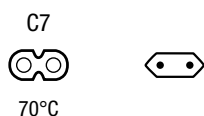
EU Power Cord with IEC Connector C7, Straight



IEC Appliance Outlet C7
black
straight



IEC connector C7
black
straight



See below:

Approvals and Compliances

Description

- 1 Function :
- Power Supply Cord
- Protection class II
- Pin temperature 70 °C
- custom specific versions on request

Weblinks

[pdf data sheet](#), [html datasheet](#), [General Product Information](#), [Approvals](#), [CE declaration of conformity](#), [Distributor-Stock-Check](#), [Accessories](#), [Detailed request for product](#)

Technical Data

Ratings IEC	2.5 A / 250 VAC; 50 Hz
Dielectric Strength	> 3 kVDC between L-N > 1.5 kVAC between L/N-PE (1 min/50 Hz)
Allowable Operation Temperature	-25 °C to 70 °C
IP-Protection	from front side IP20 acc. to IEC 60529
Protection against electric shock	Suitable for appliances with protection class II acc. to IEC 61140
Terminal	moulded
Material: Housing	PVC, black

Appliance inlet/-outlet	C7 acc. to UL 498, CSA C22.2 no. 42 (for cold conditions) pin-temperature 70 °C, 2.5 A, Protection Class II
-------------------------	--

Approvals and Compliances

Detailed information on product approvals, code requirements, usage instructions and detailed test conditions can be looked up in [Details about Approvals](#)

SCHURTER products are designed for use in industrial environments. They have approvals from independent testing bodies according to national and international standards. Products with specific characteristics and requirements such as required in the automotive sector according to IATF 16949, medical technology according to ISO 13485 or in the aerospace industry can be offered exclusively with customer-specific, individual agreements by SCHURTER.

Approvals




The approval mark is used by the testing authorities to certify compliance with the safety requirements placed on electronic products.

Approval Reference Type:

Approval Logo	Certificates	Certification Body	Description
	VDE Approvals	VDE	VDE Certificate Number:
	VDE Approvals	VDE	Certificate Number:
	SEV Approvals	SEV	Schweizerischer Elektrotechnischer Verein


Product standards

Product standards that are referenced

Organization	Design	Standard	Description
	Designed according to	IEC 60320-1	Appliance couplers for household and similar general purposes
	Designed according to	UL 498	Standard for Attachment Plugs and Receptacles
	Designed according to	CSA C22.2 no. 42	General Use Receptacles, Attachment Plugs, and Similar Wiring Devices





Application standards

Application standards where the product can be used

Organization	Design	Standard	Description
	Designed for applications acc.	IEC/UL 62368-1	IEC 62368-1 includes the basic requirements for safety of audio, video, information technology and office equipment.

Compliances

The product complies with following Guide Lines

Identification	Details	Initiator	Description
	CE declaration of conformity	SCHURTER AG	The CE marking declares that the product complies with the applicable requirements laid down in the harmonisation of Community legislation on its affixing in accordance with EU Regulation 765/2008.
	RoHS	SCHURTER AG	Directive RoHS 2011/65/EU, Amendment (EU) 2015/863
	China RoHS	SCHURTER AG	The law SJ / T 11363-2006 (China RoHS) has been in force since 1 March 2007. It is similar to the EU directive RoHS.
	REACH	SCHURTER AG	On 1 June 2007, Regulation (EC) No 1907/2006 on the Registration, Evaluation, Authorization and Restriction of Chemicals 1 (abbreviated as "REACH") entered into force.

All Variants

Connector		Cable				Plug				Order Number	
Type	V-Lock	Cord Type	Conductor cross section	Length [m]	Color	Type	Country	Standard	Style		
C7		H03VH2-F2G0.75	2 x 0.75 mm²	2.0	black	IEC Connector	EU	IEC 60884-1/EN50075	straight	-	6013.0474

 Most Popular.

Availability for all products can be searched real-time:<https://www.schurter.com/en/Stock-Check/Stock-Check-SCHURTER>

Packaging unit 120 Pcs

Accessories

Description
 Retainer Retainer for power supply cord

Mating Inlets/Plugs

Category / Description



Appliance Inlet Overview complete

2570, Mounting: Snap-in, Front Side, 2.5 A, Appliance Inlet: IEC C8	2570
0720-FS, Mounting: Screw, Rear Side, 2.5 A, Appliance Inlet: IEC C8	0720-FS
0720-FP, Mounting: Screw-on mounting, black, PCB terminals, 2.5 A, Appliance Inlet: IEC C8	0720-FP
2571, Mounting: Screw, Front Side, 2.5 A, Appliance Inlet: IEC C8	2571
2572, Mounting: Drop-in type, black / grey / white, Solder, Quick Connect or PCB Terminal, 2.5 A, Appliance Inlet: IEC C8	2572

[Appliance Inlet further types to 6013.0474](#)

...



IEC Inlet Filter Overview complete

5008, Mounting: Snap-in/screw-on, Front Side, 2.5 A, Filter: Standard and Medical Version, Solder pin or quick connect terminals 6.3 x 0.8 or 4.8 x 0.8 mm, Appliance Inlet: IEC C8, Suitable for appliances with protection class II	5008
---	------

[IEC Inlet Filter further types to 6013.0474](#)



Power Entry Module Overview complete

CMF1, Mounting: Screw, Rear Side, With or without protection cover, Appliance Inlet: IEC C8, Rocker switch: non-illuminated, 1-pole	CMF1, CMF4
---	------------

[Power Entry Module further types to 6013.0474](#)