

Subminiature Fuse, 8.5 mm, Time-Lag T, 250 VAC, 100 A



IEC 60127-3 · 250VAC · Time-Lag T



Description

- Directly solderable on printed circuit boards
- High breaking capacity

Standards

- IEC 60127-3/4
- UL 248-14
- CSA C22.2 no. 248.14

Approvals

- VDE Certificate Number: 40008838
- UL File Number: E41599
- CSA File Number: 51172

Applications

- Primary Protection on PCB
- Power Supply Adapter for e.g. laptops
- SMPS (Switching Mode Power Supply) for TV's and DVD's

References

Packaging Details
Corresponding Fuseholder [FMS \(250V\)](#)

Weblinks

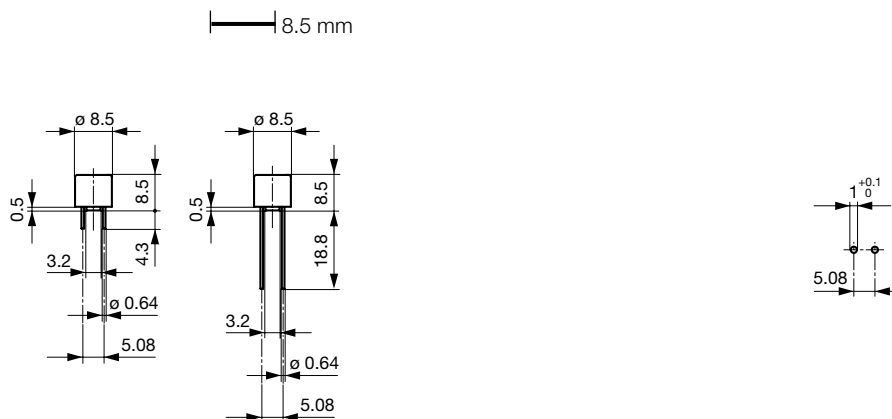
[pdf](#), [html](#), [General Product Information](#), [Approvals](#), [RoHS](#), [CHINA-RoHS](#), [e-Shop](#), [SCHURTER-Stock-Check](#), [Distributor-Stock-Check](#)

Technical Data

Rated Voltage	250VAC
Rated Current	0.8 - 10A
Breaking Capacity	100A
Characteristic	Time-Lag T
Mounting	PCB, THT
Admissible Ambient Air Temp.	-40 °C to 85 °C
Climatic Category	40/085/21 acc. to IEC 60068-1
Material: Housing	Thermoplastic, UL 94V-0
Material: Terminals	Tin-Plated Copper
Unit Weight	0.78 g
Storage Conditions	0 °C to 40 °C, max. 70% r.h.
Product Marking	Type, Current, Voltage, Characteristic, Approvals

Soldering Methods	Wave, Iron
Solderability	235 °C / 2 sec acc. to IEC 60068-2-20, Test Ta
Resistance to Soldering Heat	260 °C / 10 sec acc. to IEC 60068-2-20, Test Tb
Resistance to Vibration	acc. to IEC 60068-2-6, test Fc
Life Test	1000h @ 0.60 x In @ 70°C (acc. to EIA/IS-722, Test 4.4.1)
Load Humidity Test	MIL-STD-202, Method 103B 0.1 x In @ 0.85 r.H. @ 85°C
Moisture Resistance Test	MIL-STD-202, Method 106E (50 cycles in a temp./mister chamber)
Terminal Strength	Tensile load min. 9 N (acc. to EIA/IS-722, Test 4.5.5)
Case Resistance	acc. to EIA/IS-722, Test 4.7 >100 MΩ (between leads and body)
Mechanical Shock	MIL-STD-202, Method 213B (Shock 50gn, half sine wave, 11 ms)
Resistance to Solvents	MIL-STD-202, Method 215A
Flammability	UL 94V-0 (acc. to EIA/IS-722, Test 4.12)

Dimensions











Drilling diagram

Pre-Arcing Time

Rated Current In	1.0 x In min.	1.5 x In min.	2.0 x In max.	2.1 x In max.	2.75 x In min.	2.75 x In max.	4.0 x In min.	4.0 x In max.	10.0 x In min.	10.0 x In max.
0.8 A - 6.3 A	-	60 min	-	120 s	400 ms	10 s	150 ms	3 s	20 ms	150 ms
8 A - 10 A	4 h	-	60 s	-	-	-	-	-	-	-

Variants

S = Short Terminals
 L = Long Terminals
 T = Taped and Reeled

Rated Current [A]	Rated Voltage [VAC]	Breaking Capacity	Voltage Drop 1.0 In max. [mV]	Voltage Drop 1.0 In typ. [mV]	Power Dissipation 1.5 I _n max. [mW]	Melting I ² t 10.0 Intyp. [A ² s]									S	L	T	Order Number
0.8	250	1)	160	128	430	1.5	●								●	●	●	0034.6914
1	250	1)	140	130	500	4.4	●								●	●	●	0034.6915
1.25	250	1)	130	120	600	6.3	●								●	●	●	0034.6916
1.6	250	1)	120	110	730	10	●								●	●	●	0034.6917
2	250	1)	100	85	870	16	●								●	●	●	0034.6918
2.5	250	1)	100	85	1000	32	●								●	●	●	0034.6919
3.15	250	1)	100	75	1200	57	●								●	●	●	0034.6920
4	250	1)	100	75	1400	77	●								●	●	●	0034.6921
5	250	1)	-	70	-	155									●		●	0034.6922
6.3	250	1)	-	60	-	262		●							●		●	0034.6923
8	250	1)	-	62	-	397			●						●		●	0034.6924
10	250	1)	-	62	-	440			●						●		●	0034.6925
0.8	250	1)	160	128	430	1.5	●								●	●	●	0034.6944
1	250	1)	140	130	500	4.4	●								●	●	●	0034.6945
1.25	250	1)	130	120	600	6.3	●								●	●	●	0034.6946
1.6	250	1)	120	110	730	10	●								●	●	●	0034.6947
2	250	1)	100	85	870	16	●								●	●	●	0034.6948
2.5	250	1)	100	85	1000	32	●								●	●	●	0034.6949
3.15	250	1)	100	75	1200	57	●								●	●	●	0034.6950
4	250	1)	100	75	1400	77	●								●	●	●	0034.6951
5	250	1)	-	70	-	155									●		●	0034.6952
6.3	250	1)	-	60	-	262		●							●		●	0034.6953
8	250	1)	-	62	-	397			●						●		●	0034.6954
10	250	1)	-	62	-	440			●						●		●	0034.6955
0.8	250	1)	160	128	430	1.5	●								●	●	●	0034.6974
1	250	1)	140	130	500	4.4	●								●	●	●	0034.6975
1.25	250	1)	130	120	600	6.3	●								●	●	●	0034.6976
1.6	250	1)	120	110	730	10	●								●	●	●	0034.6977
2	250	1)	100	85	870	16	●								●	●	●	0034.6978
2.5	250	1)	100	85	1000	32	●								●	●	●	0034.6979
3.15	250	1)	100	75	1200	57	●								●	●	●	0034.6980
4	250	1)	100	75	1400	77	●								●	●	●	0034.6981
5	250	1)	-	70	-	155									●		●	0034.6982
6.3	250	1)	-	60	-	262		●							●		●	0034.6983
8	250	1)	-	62	-	397			●						●		●	0034.6984
10	250	1)	-	62	-	440			●						●		●	0034.6985

1) 100 A @ 250 VAC, p.f. = 1.0

Packaging Unit

S = Plastic Bag (100 pcs.)
 L = Bulk (100 pcs.)
 T = Taped 36 cm Reel (750 pcs.)

Time-Current-Curves

