

Shock-Safe Fuseholder, 5 x 20 mm, Slotted Cap, vertical, IP 40 / IP 54



Variant 1: Standard



Variant 2: Sealed for potting

250 VAC · 2 W/6.3 A (VDE) · 250 VAC/VDC · 12 A (UL/CSA)

Approvals and Compliances


Description

- Vertical style
- IP 40 oder IP 54 from frontside

Weblinks

[pdf datasheet](#), [html-datasheet](#), [General Product Information](#), [Packaging details](#), [Distributor-Stock-Check](#), [Detailed request for product](#), [Microsite](#)

Technical Data

| | |
|------------------------------|---|
| Shock-Safe Category | PC2 |
| Fuse-Link | 5 x 20 mm |
| Mounting | PCB |
| Terminal | Solder THT |
| Rated Voltage | 250 VAC (VDE), 250 VAC/VDC (UL/CSA) |
| Rated current | 6.3 A (VDE), 12 A (UL/CSA) |
| Rated Power Acceptance IEC | 2 W / 6.3 A @ Ta 23 °C Admissible power acceptance at higher ambient temperature see derating curves |
| Degree of Protection | IP 40 / IP 54 |
| Protection Class | Suitable for appliances with protection class I or II acc. to IEC 61140 |
| Admissible Ambient Air Temp. | -40 °C to 85 °C |
| Climatic Category | 40/085/21 acc. to IEC 60068-1 |
| Material: Socket | Thermoplastic, black, UL 94V-0 |
| Material: Cap | Thermoplastic, black, UL 94V-0 |
| Material: Terminals | Tin-Plated Copper Alloy |
| Unit Weight | 5.03 g |
| Storage Conditions | 0 °C to 60 °C, max. 70% r.h. |
| Product Marking |  , Type, Rated Voltage, Rated current, Power Rating, Approvals |

| | |
|------------------------------|---|
| Soldering Methods | Wave Soldering Profile |
| Solderability | 245 °C / 3 sec acc. to IEC 60068-2-20, Test Ta, method 1 |
| Resistance to Soldering Heat | 260 °C / 10 sec acc. to IEC 60068-2-20, Test Tb, method 1 |
| Contact Resistance | ≤ 10 mΩ at 20 mV acc. to IEC 60127-6 |
| Dielectric Strength | > 3 kV between Life parts (50 Hz; 1 min) |
| Impulse Withstand Voltage | > 4 kV between Life parts |
| Insulation Resistance | ≥ 10 MΩ between Life parts (500 VDC; 1 min) |
| Overvoltage Category | III acc. to IEC 60664-1 |
| Pollution Degree | 3 acc. to IEC 60664-1 |
| Resistance to Vibration | acc. to IEC 60068-2-6, test Fc |



Approvals and Compliances

Detailed information on product approvals, code requirements, usage instructions and detailed test conditions can be looked up in [Details about Approvals](#)

Approvals




The approval mark is used by the testing authorities to certify compliance with the safety requirements placed on electronic products.

Approval Reference Type: FAF

| Approval Logo | Certificates | Certification Body | Description |
|---|-------------------------------|--------------------|--------------------------------|
|  | VDE Approvals | VDE | VDE Certificate Number: 129370 |
|  | UL Approvals | UL | UL File Number: E39328 |



Product standards

Product standards that are referenced

| Organization | Design | Standard | Description |
|--|-----------------------|----------------------|--|
|  | Designed according to | IEC 60127-6 | Miniature fuses. Part 6. Fuse-holders for miniature fuse-links |
|  | Designed according to | UL 4248-1 | Fuseholder general requirements |
|  | Designed according to | CSA C22.2 no. 4248.1 | Fuseholder general requirements |





Application standards

Application standards where the product can be used

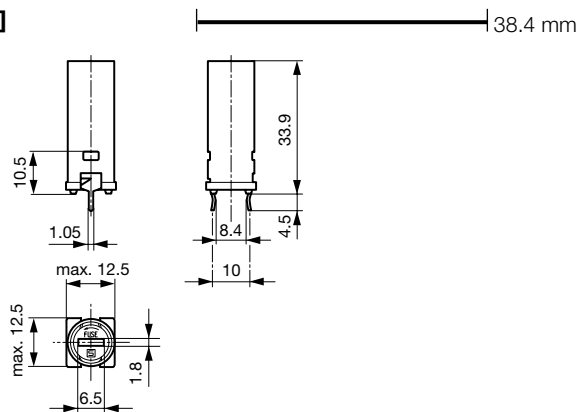
| Organization | Design | Standard | Description |
|--|--------------------------------|--------------|---|
|  | Designed for applications acc. | IEC/UL 60950 | IEC 60950-1 includes the basic requirements for the safety of information technology equipment. |
|  | Designed for applications acc. | IEC 60335-1 | Safety of electrical appliances for household and similar purposes. Meets the requirements for appliances in unattended use. This includes the enhanced requirements of glow wire tests acc. to IEC 60695-2-12 and -13. |

Compliances

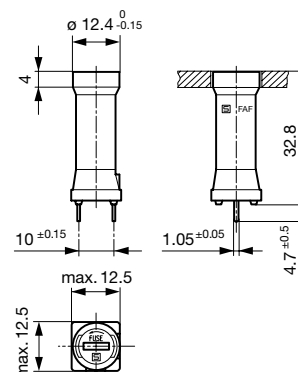
The product complies with following Guide Lines

| Identification | Details | Initiator | Description |
|--|--|-------------|---|
|  | CE declaration of conformity | SCHURTER AG | The CE marking declares that the product complies with the applicable requirements laid down in the harmonisation of Community legislation on its affixing in accordance with EU Regulation 765/2008. |
|  | RoHS | SCHURTER AG | EU Directive RoHS 2011/65/EU |
|  | China RoHS | SCHURTER AG | The law SJ / T 11363-2006 (China RoHS) has been in force since 1 March 2007. It is similar to the EU directive RoHS. |
|  | REACH | SCHURTER AG | On 1 June 2007, Regulation (EC) No 1907/2006 on the Registration, Evaluation, Authorization and Restriction of Chemicals 1 (abbreviated as "REACH") entered into force. |

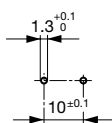
Dimension [mm]



Variant 1: 0031.3701 and 0031.3703

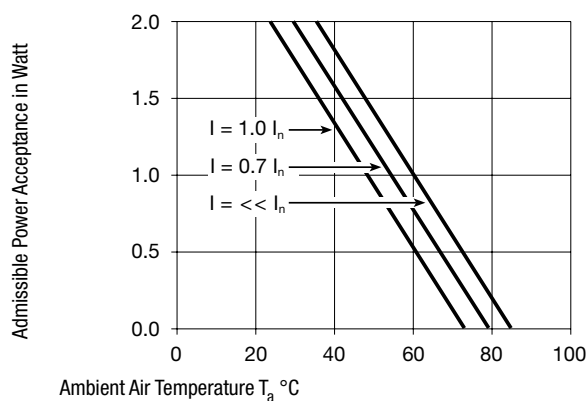


Variant 2: 0031.3751 and 0031.3753



Drilling diagram

Derating Curves



All Variants

| Holder | Cap | Terminal | Degree of Protection | Order Number |
|--------|---------|----------|----------------------|--------------|
| ● | slotted | straight | IP 40 | 0031.3701 |
| ● | slotted | kinked | IP 40 | 0031.3703 |
| ● | slotted | straight | IP 40 | 0031.3751 |
| ● | slotted | straight | IP 54 | 0031.3753 |

Most Popular.

Availability for all products can be searched real-time: <https://www.schurter.com/en/Stock-Check/Stock-Check-SCHURTER>

Packaging Unit Bulk (100 pcs.)