




80×80×25 mm

San Ace 80WF 9WF_{type}   

General Specifications

- Material Frame: Plastic (Flammability: UL 94V-0), Impeller: Plastic (Flammability: UL 94V-0)
- Expected life See the table below. (L10 life: 90% survival rate for continuous operation in free air at 60°C, rated voltage)
Expected life at 40°C is for reference only.
- Motor protection function Locked rotor burnout protection, Reverse polarity protection
For details, please refer to p. 573.
- Dielectric strength 50/60 Hz, 500 VAC, for 1 minute (between lead wire conductors and frame)
- Insulation resistance 10 MΩ or more with a 500 VDC megger (between lead wire conductors and frame)
- Sound pressure level (SPL) At 1 m away from the air inlet
- Storage temperature -30 to +70°C (Non-condensing)
- Lead wire ⊕Red ⊖Black Sensor Yellow
- Mass 130 g

This fan can be used in environments with oil mist.*

* Environment where cutting oil creates oil mist. Conduct a product evaluation with the type of oil to be used.

Specifications

The models listed below **have ribs and pulse sensors.**

Model no.	Rated voltage [V]	Operating voltage range [V]	Rated current [A]	Rated input [W]	Rated speed [min ⁻¹]	Max. airflow [m ³ /min] [CFM]	Max. static pressure [Pa] [inchH ₂ O]	SPL [dB (A)]	Operating temperature [°C]	Expected life [h]
9WF0824S401	24	20.4 to 27.6	0.16	3.84	4000	1.2 42.4	58 0.23	38	-20 to +70	40000/60°C (70000/40°C)

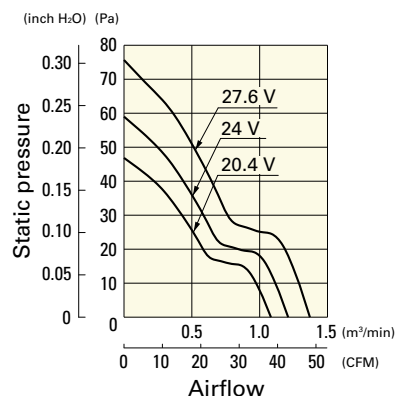
The following sensor and control options are available for selection.

Available for all models. Without sensor Lock sensor

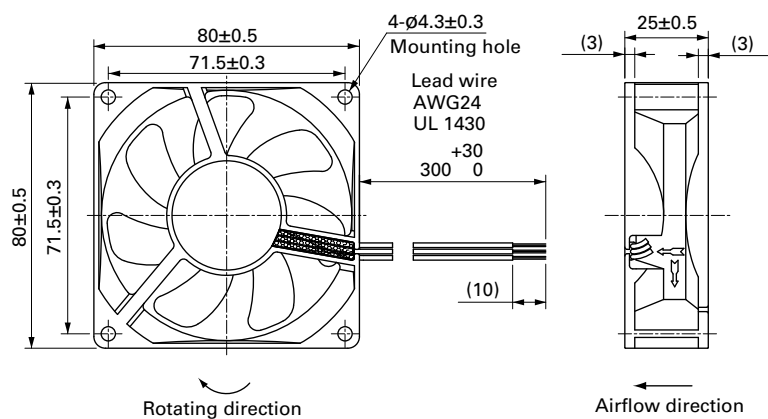
Airflow - Static Pressure Characteristics

9WF0824S401 With pulse sensor

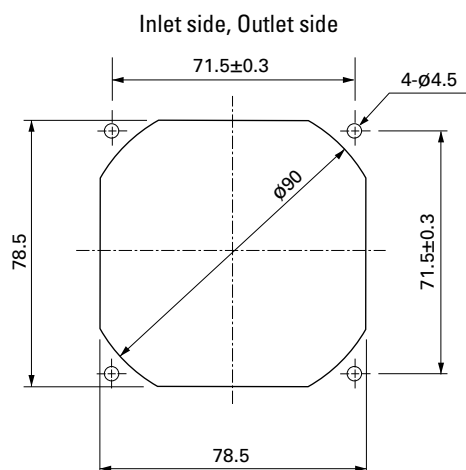
Operating voltage range



■ Dimensions (unit: mm)



■ Reference Dimensions of Mounting Holes and Vent Opening (unit: mm)



■ Options

Finger guards

page: p. 558

Model no.: 109-049E, 109-049H, 109-049C