



80x80x38 mm

San Ace 80 9HV type

General Specifications

- Material Frame: Plastic (Flammability: UL 94V-0), Impeller: Plastic (Flammability: UL 94V-0)
- Expected life See the table below. (L10 life: 90% survival rate for continuous operation in free air at 60°C, rated voltage)
Expected life at 40°C is for reference only.
- Motor protection function Locked rotor burnout protection, Reverse polarity protection
For details, please refer to p. 573.
- Dielectric strength 50/60 Hz, 500 VAC, for 1 minute (between lead wire conductors and frame)
- Insulation resistance 10 MΩ or more with a 500 VDC megger (between lead wire conductors and frame)
- Sound pressure level (SPL) At 1 m away from the air inlet
- Storage temperature -30 to +70°C (Non-condensing)
- Lead wire ⊕Red ⊖Black Sensor Yellow Control Brown
- Mass 230 g

Specifications

The models listed below **have ribs and pulse sensors with PWM control function.** For models without ribs, append "1" to the end of model numbers.

Model no.	Rated voltage [V]	Operating voltage range [V]	PWM duty cycle* [%]	Rated current [A]	Rated input [W]	Rated speed [min ⁻¹]	Max. airflow [m ³ /min] [CFM]	Max. static pressure [Pa] [inchH ₂ O]	SPL [dB (A)]	Operating temperature [°C]	Expected life [h]
9HV0812P1G601	12	10.8 to 13.2	100	3.4	40.8	14900	3.7 130.7	1000 4.0	69	-20 to +70	40000/60°C (70000/40°C)
			0	0.25	3	4400	1.06 37.5	87.2 0.35	40		
9HV0824P1G003	24	21.6 to 26.4	100	1.7	40.8	14900	3.7 130.7	1000 4.0	69	-10 to +70	
9HV0848P1G001	48	36 to 57	100	0.85	40.8	14900	3.7 130.7	1000 4.0	69		
			0	0.13	6.24	4400	1.06 37.5	87.2 0.35	40		

* PWM input frequency is 25 kHz; models without specifications at 0% PWM duty cycle have zero fan speed at 0%.
The model number of the ribless model for 9HV0824P1G003 is 9HV0824P1G0011.

The following sensor and control options are available for selection.

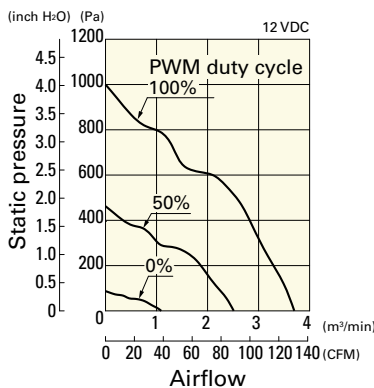
Differs according to the model. Refer to the table on p. 607. Without sensor Pulse sensor Lock sensor

The mark indicates Short Lead Time Service applicable models. See p. 626 for details.

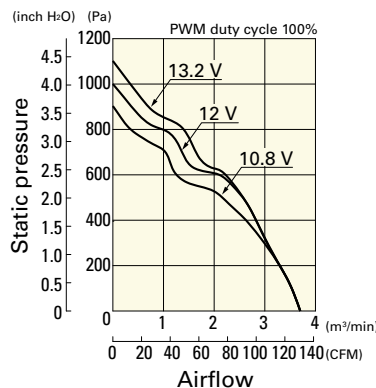
Airflow - Static Pressure Characteristics / PWM Duty - Speed Characteristics Example

9HV0812P1G601 With pulse sensor with PWM control function

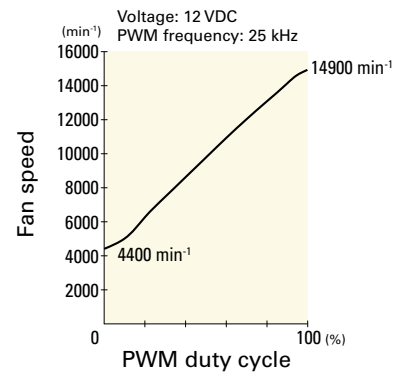
PWM duty cycle



Operating voltage range



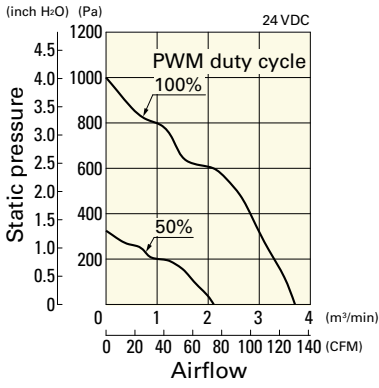
PWM duty - Speed characteristics example



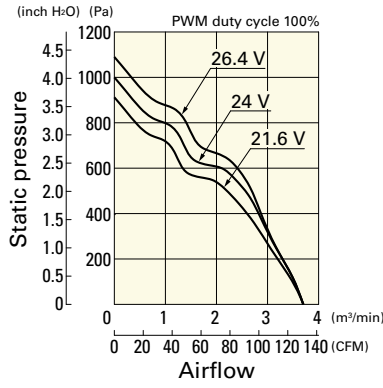
Airflow - Static Pressure Characteristics / PWM Duty - Speed Characteristics Example

9HV0824P1G003 With pulse sensor with PWM control function

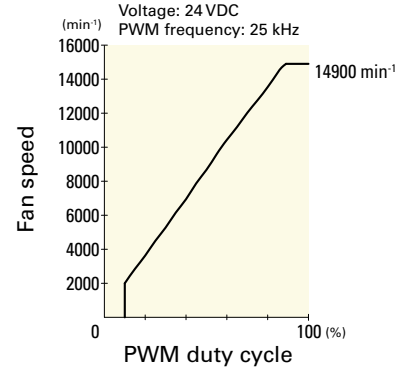
PWM duty cycle



Operating voltage range

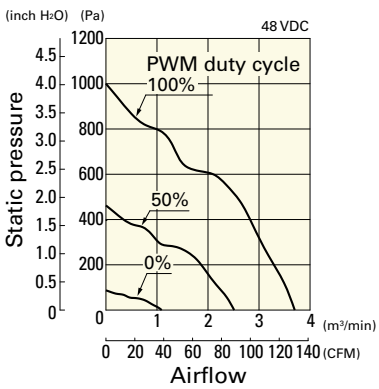


PWM duty - Speed characteristics example

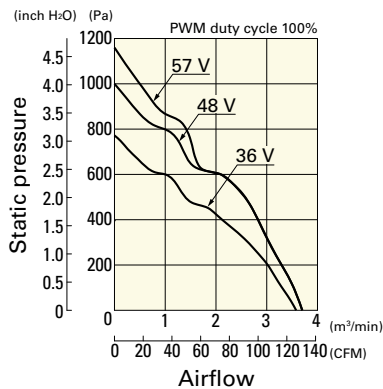


9HV0848P1G001 With pulse sensor with PWM control function

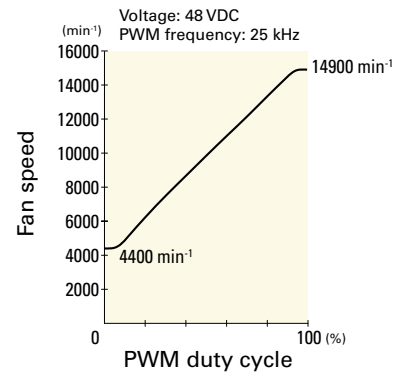
PWM duty cycle



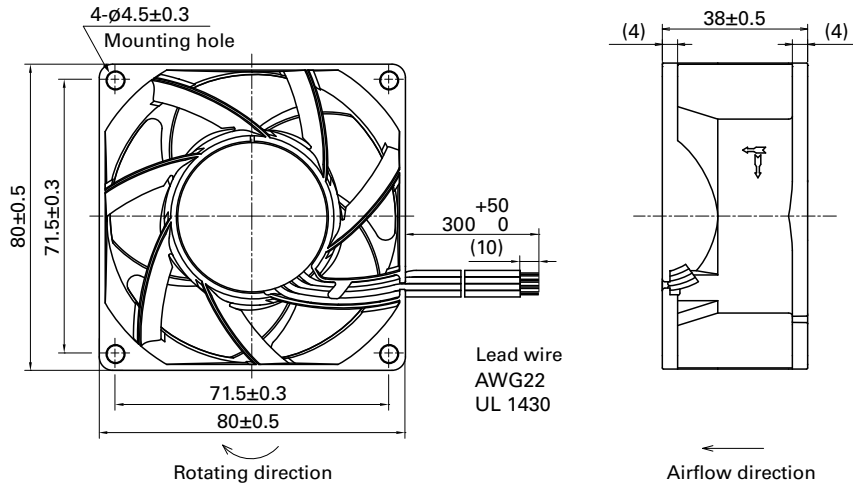
Operating voltage range



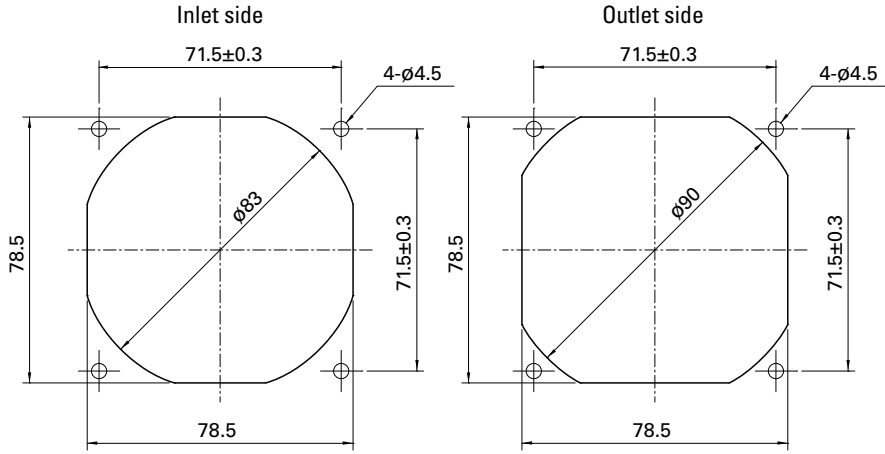
PWM duty - Speed characteristics example



Dimensions (unit: mm) (With ribs)



Reference Dimensions of Mounting Holes and Vent Opening (unit: mm)



Options

Finger guards

page: p. 558

Model no.: 109-049E, 109-049H, 109-049C

Resin finger guards

page: p. 565

Model no.: 109-1002G

Resin filter kits

page: p. 566

Model no.: 109-1002F13 (13PPI), 109-1002F20 (20PPI),
109-1002F30 (30PPI), 109-1002F40 (40PPI)