

RUGGED MICRO FLYOVER SOCKET SYSTEM

SPECIFICATIONS

For complete specifications and recommended PCB layouts see www.samtec.com?UEC5

Insulator Material: Black LCP
Contact Material: BeCu
Plating: Au or Sn over 50 μ " (1.27 μ m) Ni
Current Rating: 1.8 A per pin (2 pins powered)
Operating Temp Range: -55° C to +125° C
RoHS Compliant: Yes

PROCESSING

Lead-Free Solderable: Yes
SMT Lead Coplanarity: (0.10 mm) .004" max

RECOGNITIONS

For complete scope of recognitions see www.samtec.com/quality



Note: Some lengths, styles and options are non-standard, non-returnable.

UEC5

NO. OF POSITIONS

2

PLATING OPTION

D

RA

WELD TAB

Mates with:

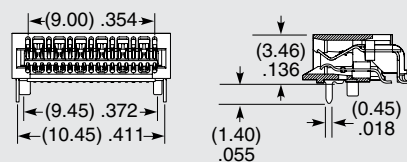
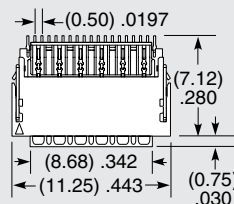
ECUE, ECUO, PCUO,
PCUE, ETUO

–019
(Per Row)

–H
= 30 μ " (0.76 μ m) Gold on contact,
Gold flash on tail


–1
= Through-hole

EDGE
RATE
CONTACT



Patents: 8588562, 8588561 additional patents pending

APPLICATION



The UEC5 and UCC8 connectors were designed to work specifically with the FireFly™ flyover system. They were not designed for use with mating cards other than those used with FireFly™. Please see samtec.com/edgecard or contact the CustomerEngineeringSupport@samtec.com for other edge card options.

SPECIFICATIONS

For complete specifications and recommended PCB layouts see www.samtec.com?UCC8

Insulator Material: Black LCP
Contact Material: BeCu
Weld Tab: Copper Alloy
Plating: Au or Sn over 50 μ " (1.27 μ m) Ni
Current Rating: 2.6 A per pin (1 pin powered)
Operating Temp Range: -55° C to +125° C
RoHS Compliant: Yes

PROCESSING

Lead-Free Solderable: Yes
SMT Lead Coplanarity: (0.10 mm) .004" max

RECOGNITIONS

For complete scope of recognitions see www.samtec.com/quality



Note: Some lengths, styles and options are non-standard, non-returnable.

UCC8

NO. OF POSITIONS

1

PLATING OPTION

S

WELD TAB

A

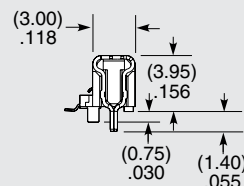
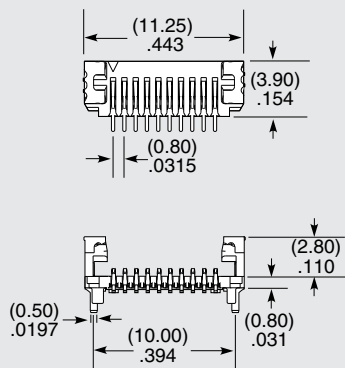
Mates with:

ECUE, ECUO, PCUO,
PCUE, ETUO

–010

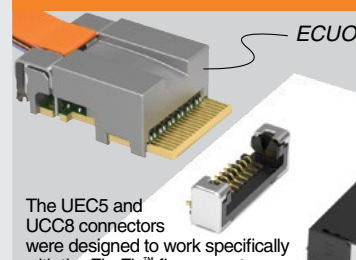
–H
= 30 μ " (0.76 μ m) Gold on contact,
Gold flash on tail

–1
= Through-hole



Patents: 8588562, 8588561 additional patents pending

APPLICATION



The UEC5 and UCC8 connectors were designed to work specifically with the FireFly™ flyover system. They were not designed for use with mating cards other than those used with FireFly™. Please see samtec.com/edgecard or contact the CustomerEngineeringSupport@samtec.com for other edge card options.

Due to technical progress, all designs, specifications and components are subject to change without notice.

WWW.SAMTEC.COM

All parts within this catalog are built to Samtec's specifications.
 Customer specific requirements must be approved by Samtec and identified in a Samtec customer-specific drawing to apply.