



ICA-320-SGT



ICA-624-ZEGG

(2,54mm) .100"

ICA SERIES

AUTOMATED INSERTION DIP SOCKETS

Mates with:
APA

ICA

ROW SPACING &
NO. OF CONTACTS

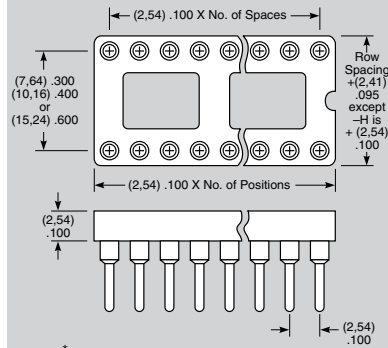
STYLE
OPTION

PLATING
OPTION

OPTION
(Leave Blank for
Standard Version)

Specify from chart below

- Side & end stackable
- Great for auto insertion
- Open body design



	Row Space	No. of Contacts
-308	.300 (7,62)	08
-314		14
-316		16
-318		18
-320		20
-322*		22
-324	.400 (10,16)	24
-328		28
-422	.600 (15,24)	22
-624		24
-628	.600 (15,24)	28
-632		32
-640		40
-648		48

GG

= 30μ" (0,76μm)
Gold contact,
10μ" (0,25μm)
Gold Shell

GT

= 30μ" (0,76μm)
Gold contact,
Tin Shell

ST

= 10μ" (0,25μm)
Gold contact,
Tin shell (Styles -S
& -ZS only)

-2
= .360 (9,14)
Tail

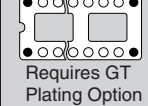
**Wire-Wrap
Option**

Requires Style
-W or -ZW
Specify desired
suffix for shorter
Wire-Wrap tail.

-3
= .260 (6,60)
Tail

-L
= Locking
Socket

Requires Style
-S or -ZS



Requires GT
Plating Option

SPECIFICATIONS

For complete specifications
see www.samtec.com?ICA

Insulator Material:
Black Glass Filled
Polyester
except -328 is LCP
Contact: BeCu
Shell: Brass

Plating:

Au or Sn over 50μ" Ni

Flammability Rating:

UL 94V-O

Insulation Resistance:

5000 MΩ min

Temperature Range:

-55°C to +105°C with Tin

-55°C to +125°C with Gold.

Withstanding Voltage:

1000 VRMS

Current Rating: 1A

Contact Resistance:

10mΩ max

Lead Size Range:

.015" (0,38mm) to .022"

(0,56mm) DIA and most IC leads

Insertion Force:

(Single contact only)

Standard = 9 oz avg, 16 oz max;

Low Insertion Force =

2.5 oz avg, 5.5 oz max

Withdrawal Force:

(Single contact only)

Standard = 2.5 oz avg, 1.5 oz

min; Low Insertion Force =

2.0 oz avg, 0.35 oz min

Lead-Free Solderable:

Wave only

RoHS Compliant: Yes

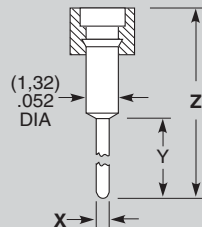


Note: Some sizes, styles and
options are non-standard,
non-returnable.

-S, -ZS, -ZA

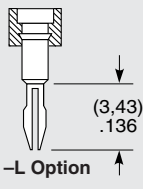
= Printed Circuit

-ZS & -ZA = Low Insertion Force



LEAD STYLE	X DIA	Y TAIL	Z
-S or -ZS	(0,51) .020	(3,18) .125	(7,62) .300
-ZA	(0,51) .020	(4,57) .180	(8,89) .350

Locking lead
available with -S
and -ZS.
See OPTION.



Insertion Depth = .095" (2,41) to .145" (3,68):

Style S Component Part No. = SC-1P1

Style ZS Component Part No. = EZ-1P1

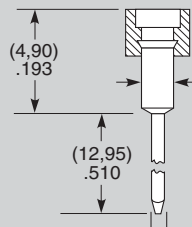
Style ZA Component Part No. = EZ-6P1

Option L Component Part No. = SC-1L1 or EZ-1L1

-W, -ZW

= Wire-Wrap

ZW = Low Insertion Force



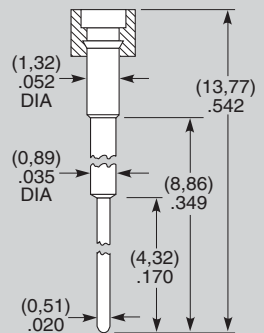
Shorter wire-wrap tail
lengths available.
See OPTION.

Insertion Depth = .125" (3,18) to .157" (3,99)
Style W Component Part No. = SC-1W1(1)
Style ZW Component Part No. = EZ-1W1(1)
Style W-2 Component Part No. = SC-1W1(2)
Style ZW-2 Component Part No. = EZ-1W1(2)
Style W-3 Component Part No. = SC-1W1(3)
Style ZW-3 Component Part No. = EZ-1W1(3)

-ZE

= Elevated

Low Insertion Force



Insertion Depth = .125" (3,18) to .170" (4,32)
Style ZE Component Part No. = EZ-2P3

Due to technical progress, all designs, specifications and components are subject to change without notice.

WWW.SAMTEC.COM

SAMTEC USA • Tel: 1-800-SAMTEC-9 or 812-944-6733 SAMTEC SILICON VALLEY • Tel: 408-395-5900 SAMTEC SOUTHERN CALIFORNIA • Tel: 1-800-726-8329
SAMTEC AMERICA LATINA COMERCIO EXTERIOR LTDA • Tel: (+55 31) 3786 3227 SAMTEC UNITED KINGDOM • Tel: 44 01236 739292 SAMTEC GERMANY • Tel: +49 (0) 89 89460-0
SAMTEC FRANCE • Tel: 33 01 60 95 06 60 SAMTEC ITALY • Tel: 39 039 6890337 SAMTEC NORDIC/BALTIC • Tel: +46-84477280 SAMTEC BENELUX • Tel: 44 01236 739292
SAMTEC ISRAEL • Tel: 972-3-7526600 SAMTEC INDIA • Tel: +91-80-3272 1612 SAMTEC ASIA PACIFIC • Tel: 65 6745-5955 SAMTEC JAPAN • Tel: 045-475-1385 SAMTEC CHINA • Tel: 86-21-6083 3766
2735-6109 SAMTEC HONG KONG • Tel: 852-26904858 SAMTEC KOREA • Tel: 82-31-717-5685 SAMTEC ANZ • Tel: 613 9580 0683