

IEEE 1394a-2000 CONSUMER ELECTRONICS SOLUTION

FEATURES

- **1394 Features**
 - Integrated 400/200/100 Mbps 2-Port PHY
 - Compliant to IEEE 1394-1995 and IEEE 1394a-2000 Standards
 - Supports Bus Manager Functions and Automatic 1394 Self-ID Verification
 - Separate Asynchronous Ack FIFOs Decrease the Ack-Tracking Burden on External CPU
- **DTLA Encryption Support for MPEG2-DVB, DSS, and Audio Data (TSB43DA42 Only)**
 - Support for up to Three Encrypted/Decrypted Streams at One Time
 - Full Ake Performed With Hardware Assist
 - Secure Method for Loading DTLA Information Using Ex-CPU Interface
- **Audio and Video Interfaces**
 - Three Configurable High-Speed Data Ports for Video Data
 - Two Ports Configurable as Parallel or Serial
 - One Port Serial Only
 - Two Interfaces for Audio Data (Only One Audio Stream Supported at a Time)
 - 60958 Port
 - I2S-Style DAC Interface for PCM Data (Two Channel)
 - Pass-Through Modes for HSDI0 and HSDI1
 - Packet Insertion – Two Insertion Buffers per HSDI
 - PID Filtering (32 PID Filters per HSDI Port)
- **External CPU Interfaces**
 - Motorola 68K-Style 16-Bit Asynchronous Interface (Supports External DMA Only)
 - SRAM-Like 16-Bit Asynchronous Interface (Supports External DMA Only)
 - PCI Interface (33 MHz) Compliant to PCI Specification Version 2.2 (Supports PCI Slave and Master Function)
- **Data Buffers**
 - 3x 4K Byte Isochronous Buffers for Audio and Video Data
 - 2x 2K Byte Asynchronous/Asynchronous Stream Transmit Buffers
 - 2x 2K Byte Asynchronous/Asynchronous Stream Receive Buffers
 - 1x 1K Byte Self-ID Buffer
 - Insertion Buffers for MPEG2 Packet Insertion (DAT, PMT, SIT, and DIT)
 - Programmable Data/Space Available Indicators for Buffer Flow Control
- **Hardware Packet Formatting for the Following Standards**
 - IEC61883-1 (General)
 - IEC61883-2 (SD-DVCR)
 - IEC61883-4 (MPEG2-TS)
 - IEC61883-6 (Audio and Music)
 - IEC61883-7 (ITU-R BO.1294 System B) – DSS
 - Asynchronous Packets
 - Asynchronous Streams
 - PHY Packets (Including Self-IDs)
- **Additional Features**
 - JTAG Interface to Support Post-Assembly Scan of Device I/O – Boundary Scan
 - Unique Binding Method for Protecting Sensitive Off-Chip Data From Ex-CPU Interface



Please be aware that an important notice concerning availability, standard warranty, and use in critical applications of Texas Instruments semiconductor products and disclaimers thereto appears at the end of this data sheet.

DESCRIPTION/ORDERING INFORMATION

The TSB43DA42/TSB43DB42 are high-performance consumer electronics 1394 link layer and integrated physical layer devices designed for digitally interfacing advanced audio/video consumer electronics applications. TSB43DA42/DB42 support formatting and transmission of IEC61883 data; including IEC61883-1 (general), IEC61883-2 (SD-DVCR), IEC61883-4 (MPEG2-TS), IEC61883-5 (SDL-DVCR), IEC61883-6 (audio and music), and IEC61883-7 (ITU-R BO.1294 SystemB-DSS). TSB43DA42/DB42 also supports standard 1394 data types, such as asynchronous, asynchronous streams, and PHY packets.

The TSB43DA42 version incorporates M6 baseline per the 5C specification to support transmit and receive of up to three MPEG2 or audio formatted transport streams with encryption and decryption. The TSB43DA42 version also includes hardware acceleration for content key generation.

The TSB43DB42 version is identical to the TSB43DA42 without implementation of the encryption/decryption features. The TSB43DB42 device allows customers that do not require the encryption/decryption features to incorporate the TSB43DA42 function without becoming DTLA licensees.

The TSB43DA42/TSB43DB42 feature an integrated two-port PHY. The PHY operates at 100 Mbps, 200 Mbps, or 400 Mbps. They follow all requirements as stated in the IEEE 1394-1995 and IEEE 1394a-2000 standards.

ORDERING INFORMATION

T _A	PACKAGE		ORDERABLE PART NUMBER	TOP-SIDE MARKING
–20°C to 85°C	BGA – GHC	Reel of 126	TSB43DA42AGHC	TSB43DA42A
		Reel of 1000	TSB43DA42AGHCR	
		Reel of 126	TSB43DA42GHC	TSB43DA42
		Reel of 1000	TSB43DA42GHCR	
	BGA – ZHC	Reel of 126	TSB43DA42AZHC	TSB43DA42A
		Reel of 1000	TSB43DA42AZHCR	
	LQFP – PGF	Tube of 36	TSB43DA42PGF	PREVIEW
	PQFP – PDV	Tube of 40	TSB43DA42PDV	PREVIEW

APPLICATION INFORMATION

HDTV Application

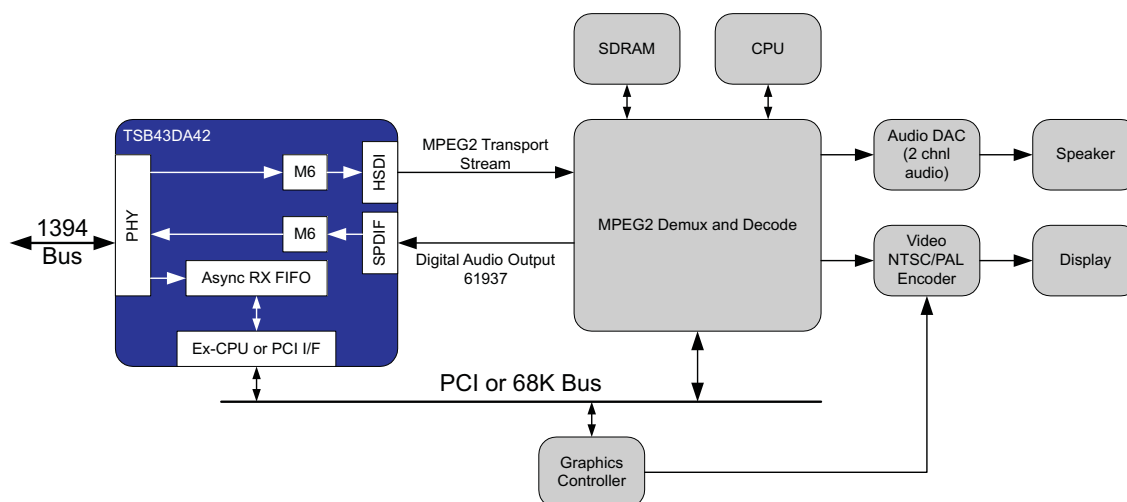
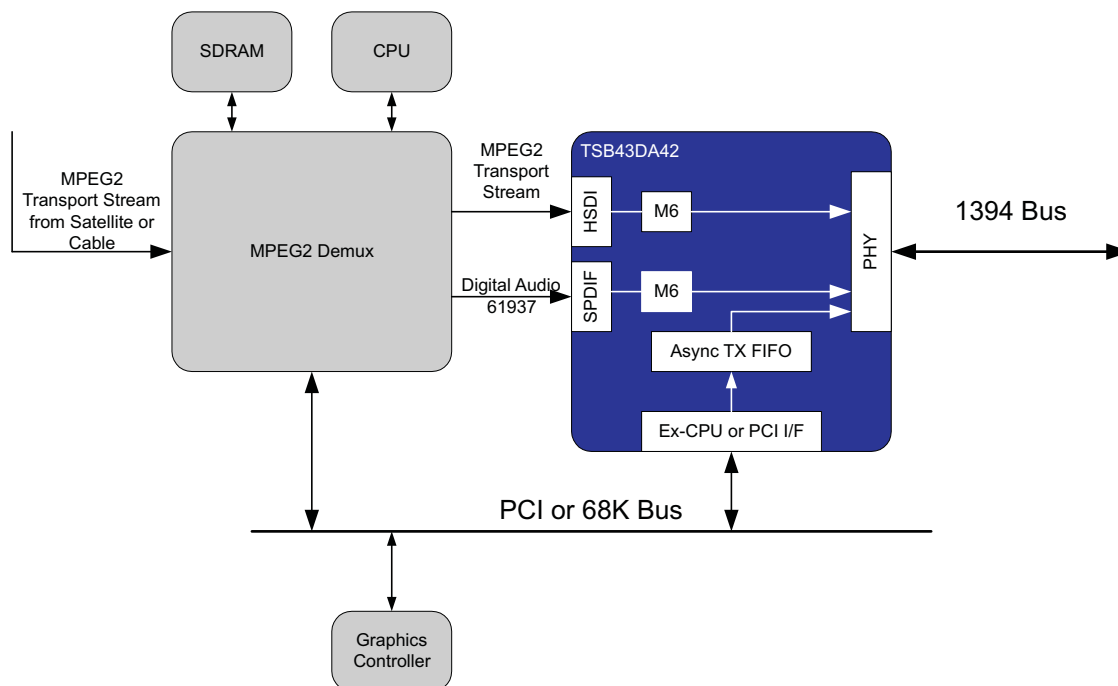


Figure 1. TSB43DA42 in HDTV Application

In the HDTV application, the TSB43DA42 receives the MPEG2 transport stream, decrypts it using the M6 cipher, and outputs it to the application over the HSDI port. The MPEG2 demux and decode device separates the audio and video streams, decodes them, and outputs the 2-channel audio to an audio DAC for listening and video to an NTSC/PAL encoder for display.

The HDTV receives on-screen display (OSD) information from the video source, such as a set top box, using the EIA775 standard. The system processor receives the OSD data through the TSB43DA42 asynchronous receive buffer. The system graphics controller controls the OSD and mixes it with the video data for display.

The MPEG2 demux device also outputs the encoded audio in SPDIF format using the IEC61937 standard. This stream is input to the TSB43DA42 using the SPDIF input port. The TSB43DA42 encrypts the stream using the M6 cipher (if necessary) and transmits it over 1394 to an AV/R or other audio device.

APPLICATION INFORMATION (continued)**STB Application****Figure 2. TSB43DA42 in STB Application**

The set top box receives the MPEG2 transport stream from either satellite or cable sources. The MPEG2 demux device splits the audio and video portion of the MPEG2 transport stream. The video portion, including 2-channel audio, is input to the TSB43DA42 HSDI port. The TSB43DA42 performs any PID filtering or packet insertion, encrypts the stream using M6 cipher, and transmits the stream over 1394.

The audio portion of the transport stream is packed into SPDIF format by the MPEG2 demux device using the IEC61937 standard. The audio stream is input to the TSB43DA42 audio port, encrypted using M6 cipher if necessary, and transmitted over 1394.

The set top box also creates on screen display (OSD) graphics to transmit to the sink device. The system inputs the OSD data to the TSB43DA42 asynchronous transmit FIFO. The TSB43DA42 transmits the OSD using asynchronous packets to the sink device.

PACKAGING INFORMATION

Orderable Device	Status ⁽¹⁾	Package Type	Package Drawing	Pins	Package Qty	Eco Plan ⁽²⁾	Lead/ Ball Finish	MSL Peak Temp ⁽³⁾	Samples (Requires Login)
TSB43DA42AGHC	ACTIVE	BGA MICROSTAR	GHC	196	126	TBD	SNPB	Level-3-220C-168 HR	Purchase Samples
TSB43DA42AGHCR	ACTIVE	BGA MICROSTAR	GHC	196	1000	TBD	SNPB	Level-3-220C-168 HR	Purchase Samples
TSB43DA42AZHC	ACTIVE	BGA MICROSTAR	ZHC	196		Green (RoHS & no Sb/Br)	SNAGCU	Level-3-260C-168 HR	Purchase Samples
TSB43DA42AZHCR	ACTIVE	BGA MICROSTAR	ZHC	196		Green (RoHS & no Sb/Br)	SNAGCU	Level-3-260C-168 HR	Purchase Samples
TSB43DA42GHC	ACTIVE	BGA MICROSTAR	GHC	196	126	TBD	SNPB	Level-3-220C-168 HR	Purchase Samples
TSB43DA42GHCR	ACTIVE	BGA MICROSTAR	GHC	196	1000	TBD	SNPB	Level-3-220C-168 HR	Purchase Samples
TSB43DB42GHC	ACTIVE	BGA MICROSTAR	GHC	196	126	TBD	SNPB	Level-3-220C-168 HR	Purchase Samples
TSB43DB42ZHC	ACTIVE	BGA MICROSTAR	ZHC	196	126	Green (RoHS & no Sb/Br)	SNAGCU	Level-3-260C-168 HR	Purchase Samples

⁽¹⁾ The marketing status values are defined as follows:

ACTIVE: Product device recommended for new designs.

LIFEBUY: TI has announced that the device will be discontinued, and a lifetime-buy period is in effect.

NRND: Not recommended for new designs. Device is in production to support existing customers, but TI does not recommend using this part in a new design.

PREVIEW: Device has been announced but is not in production. Samples may or may not be available.

OBSOLETE: TI has discontinued the production of the device.

⁽²⁾ Eco Plan - The planned eco-friendly classification: Pb-Free (RoHS), Pb-Free (RoHS Exempt), or Green (RoHS & no Sb/Br) - please check <http://www.ti.com/productcontent> for the latest availability information and additional product content details.

TBD: The Pb-Free/Green conversion plan has not been defined.

Pb-Free (RoHS): TI's terms "Lead-Free" or "Pb-Free" mean semiconductor products that are compatible with the current RoHS requirements for all 6 substances, including the requirement that lead not exceed 0.1% by weight in homogeneous materials. Where designed to be soldered at high temperatures, TI Pb-Free products are suitable for use in specified lead-free processes.

Pb-Free (RoHS Exempt): This component has a RoHS exemption for either 1) lead-based flip-chip solder bumps used between the die and package, or 2) lead-based die adhesive used between the die and leadframe. The component is otherwise considered Pb-Free (RoHS compatible) as defined above.

Green (RoHS & no Sb/Br): TI defines "Green" to mean Pb-Free (RoHS compatible), and free of Bromine (Br) and Antimony (Sb) based flame retardants (Br or Sb do not exceed 0.1% by weight in homogeneous material)

⁽³⁾ MSL, Peak Temp. -- The Moisture Sensitivity Level rating according to the JEDEC industry standard classifications, and peak solder temperature.



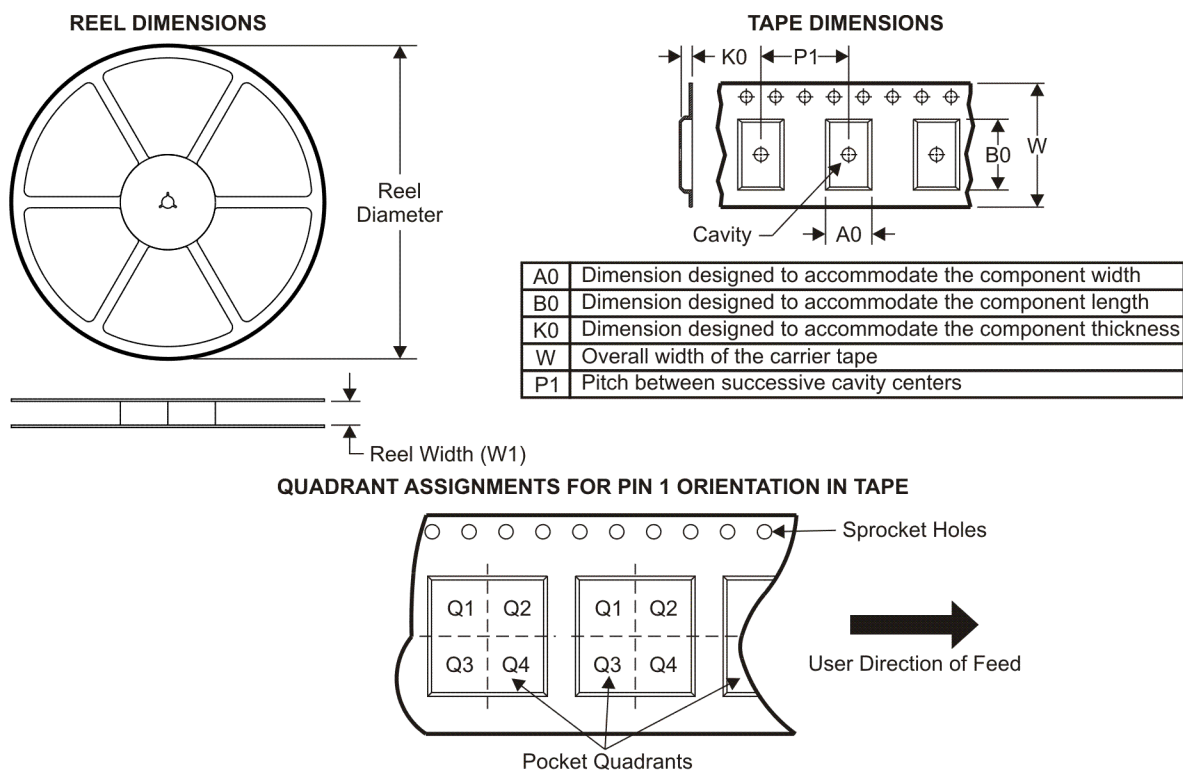
www.ti.com

PACKAGE OPTION ADDENDUM

1-Jan-2011

Important Information and Disclaimer: The information provided on this page represents TI's knowledge and belief as of the date that it is provided. TI bases its knowledge and belief on information provided by third parties, and makes no representation or warranty as to the accuracy of such information. Efforts are underway to better integrate information from third parties. TI has taken and continues to take reasonable steps to provide representative and accurate information but may not have conducted destructive testing or chemical analysis on incoming materials and chemicals. TI and TI suppliers consider certain information to be proprietary, and thus CAS numbers and other limited information may not be available for release.

In no event shall TI's liability arising out of such information exceed the total purchase price of the TI part(s) at issue in this document sold by TI to Customer on an annual basis.

TAPE AND REEL INFORMATION


*All dimensions are nominal

Device	Package Type	Package Drawing	Pins	SPQ	Reel Diameter (mm)	Reel Width W1 (mm)	A0 (mm)	B0 (mm)	K0 (mm)	P1 (mm)	W (mm)	Pin1 Quadrant
TSB43DA42AGHCR	BGA MICROSTAR	GHC	196	1000	330.0	24.4	15.25	15.25	2.6	20.0	24.0	Q1
TSB43DA42AZHCR	BGA MICROSTAR	ZHC	196	0	330.0	24.4	15.25	15.25	2.6	20.0	24.0	Q1
TSB43DA42GHCR	BGA MICROSTAR	GHC	196	1000	330.0	24.4	15.25	15.25	2.6	20.0	24.0	Q1

TAPE AND REEL BOX DIMENSIONS

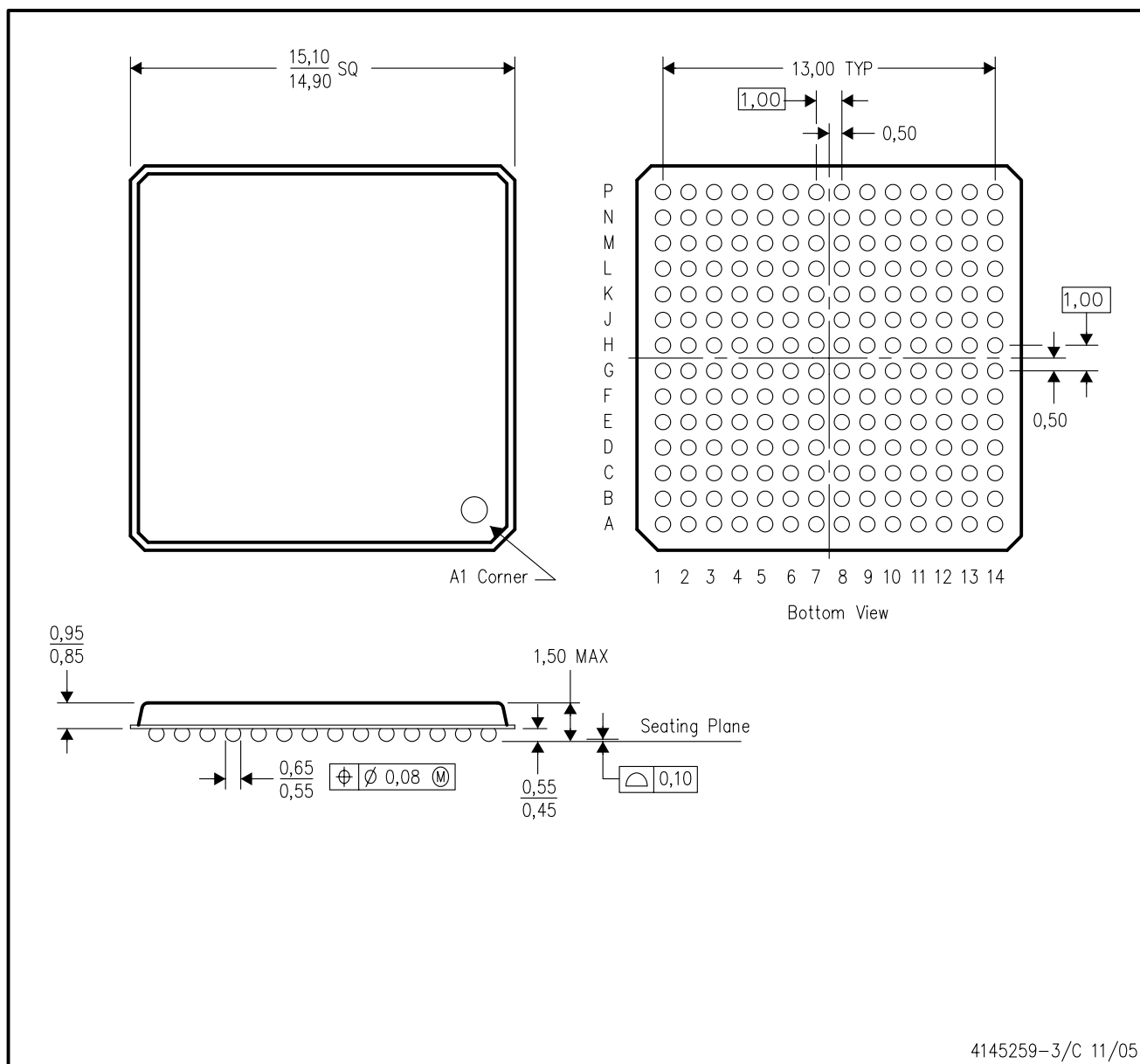


*All dimensions are nominal

Device	Package Type	Package Drawing	Pins	SPQ	Length (mm)	Width (mm)	Height (mm)
TSB43DA42AGHCR	BGA MICROSTAR	GHC	196	1000	333.2	345.9	41.3
TSB43DA42AZHCR	BGA MICROSTAR	ZHC	196	0	333.2	345.9	41.3
TSB43DA42GHCR	BGA MICROSTAR	GHC	196	1000	333.2	345.9	41.3

GHC (S-PBGA-N196)

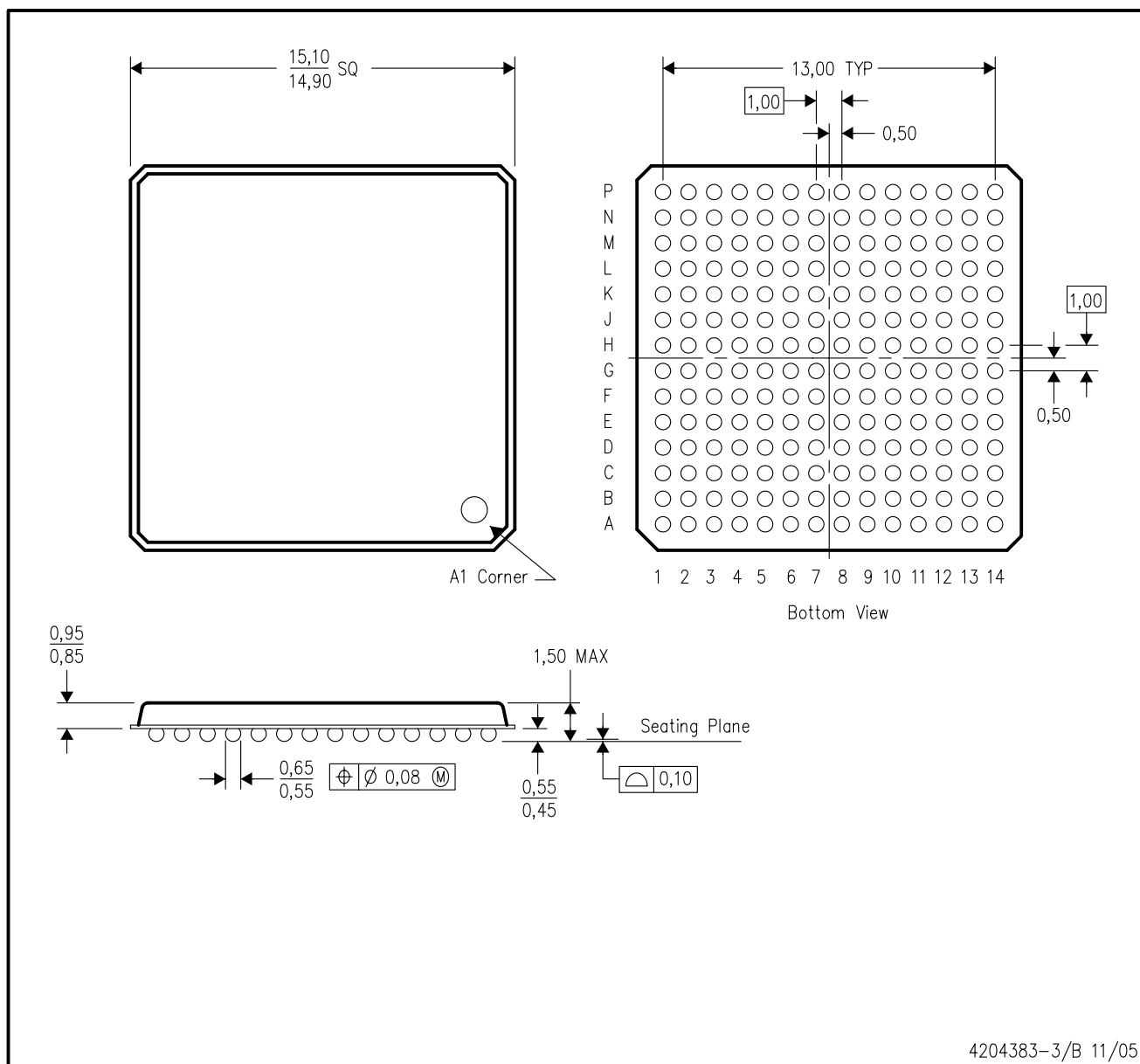
PLASTIC BALL GRID ARRAY



- NOTES:
- A. All linear dimensions are in millimeters.
 - B. This drawing is subject to change without notice.
 - C. Micro Star BGA configuration

ZHC (S-PBGA-N196)

PLASTIC BALL GRID ARRAY



- NOTES:
- A. All linear dimensions are in millimeters.
 - B. This drawing is subject to change without notice.
 - C. Micro Star BGA configuration
 - D. This is a lead-free solder ball design.

IMPORTANT NOTICE

Texas Instruments Incorporated and its subsidiaries (TI) reserve the right to make corrections, modifications, enhancements, improvements, and other changes to its products and services at any time and to discontinue any product or service without notice. Customers should obtain the latest relevant information before placing orders and should verify that such information is current and complete. All products are sold subject to TI's terms and conditions of sale supplied at the time of order acknowledgment.

TI warrants performance of its hardware products to the specifications applicable at the time of sale in accordance with TI's standard warranty. Testing and other quality control techniques are used to the extent TI deems necessary to support this warranty. Except where mandated by government requirements, testing of all parameters of each product is not necessarily performed.

TI assumes no liability for applications assistance or customer product design. Customers are responsible for their products and applications using TI components. To minimize the risks associated with customer products and applications, customers should provide adequate design and operating safeguards.

TI does not warrant or represent that any license, either express or implied, is granted under any TI patent right, copyright, mask work right, or other TI intellectual property right relating to any combination, machine, or process in which TI products or services are used. Information published by TI regarding third-party products or services does not constitute a license from TI to use such products or services or a warranty or endorsement thereof. Use of such information may require a license from a third party under the patents or other intellectual property of the third party, or a license from TI under the patents or other intellectual property of TI.

Reproduction of TI information in TI data books or data sheets is permissible only if reproduction is without alteration and is accompanied by all associated warranties, conditions, limitations, and notices. Reproduction of this information with alteration is an unfair and deceptive business practice. TI is not responsible or liable for such altered documentation. Information of third parties may be subject to additional restrictions.

Resale of TI products or services with statements different from or beyond the parameters stated by TI for that product or service voids all express and any implied warranties for the associated TI product or service and is an unfair and deceptive business practice. TI is not responsible or liable for any such statements.

TI products are not authorized for use in safety-critical applications (such as life support) where a failure of the TI product would reasonably be expected to cause severe personal injury or death, unless officers of the parties have executed an agreement specifically governing such use. Buyers represent that they have all necessary expertise in the safety and regulatory ramifications of their applications, and acknowledge and agree that they are solely responsible for all legal, regulatory and safety-related requirements concerning their products and any use of TI products in such safety-critical applications, notwithstanding any applications-related information or support that may be provided by TI. Further, Buyers must fully indemnify TI and its representatives against any damages arising out of the use of TI products in such safety-critical applications.

TI products are neither designed nor intended for use in military/aerospace applications or environments unless the TI products are specifically designated by TI as military-grade or "enhanced plastic." Only products designated by TI as military-grade meet military specifications. Buyers acknowledge and agree that any such use of TI products which TI has not designated as military-grade is solely at the Buyer's risk, and that they are solely responsible for compliance with all legal and regulatory requirements in connection with such use.

TI products are neither designed nor intended for use in automotive applications or environments unless the specific TI products are designated by TI as compliant with ISO/TS 16949 requirements. Buyers acknowledge and agree that, if they use any non-designated products in automotive applications, TI will not be responsible for any failure to meet such requirements.

Following are URLs where you can obtain information on other Texas Instruments products and application solutions:

Products

Audio	www.ti.com/audio
Amplifiers	amplifier.ti.com
Data Converters	dataconverter.ti.com
DLP® Products	www.dlp.com
DSP	dsp.ti.com
Clocks and Timers	www.ti.com/clocks
Interface	interface.ti.com
Logic	logic.ti.com
Power Mgmt	power.ti.com
Microcontrollers	microcontroller.ti.com
RFID	www.ti-rfid.com
RF/IF and ZigBee® Solutions	www.ti.com/lprf

Applications

Communications and Telecom	www.ti.com/communications
Computers and Peripherals	www.ti.com/computers
Consumer Electronics	www.ti.com/consumer-apps
Energy and Lighting	www.ti.com/energy
Industrial	www.ti.com/industrial
Medical	www.ti.com/medical
Security	www.ti.com/security
Space, Avionics and Defense	www.ti.com/space-avionics-defense
Transportation and Automotive	www.ti.com/automotive
Video and Imaging	www.ti.com/video
Wireless	www.ti.com/wireless-apps

TI E2E Community Home Page

e2e.ti.com

Mailing Address: Texas Instruments, Post Office Box 655303, Dallas, Texas 75265
Copyright © 2011, Texas Instruments Incorporated