



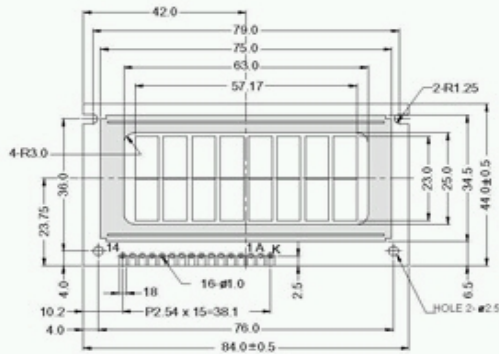
PC0802-L

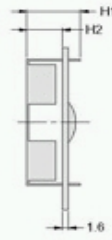


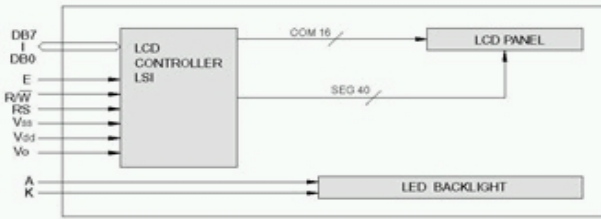
PC 0802-L

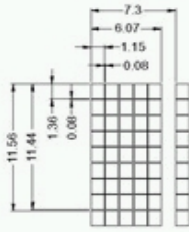


..... OUTLINE DIMENSION & BLOCK DIAGRAM









The tolerance unless classified $\pm 0.3\text{mm}$

MECHANICAL SPECIFICATION			
Overall Size	84.0 x 44.0	Module	H2 / H1
View Area	63.0 x 25.0	W / O B/L	- / -
Dot Size	1.15 x 1.36	EL B/L	- / -
Dot Pitch	1.23 x 1.44	LED B/L	9.1 / 13.7

PIN ASSIGNMENT		
Pin no.	Symbol	Function
1	Vss	Power supply(GND)
2	Vdd	Power supply(+)
3	Vo	Contrast Adjust
4	RS	Register select signal
5	R/W	Data read / write
6	E	Enable signal
7	DB0	Data bus line
8	DB1	Data bus line
9	DB2	Data bus line
10	DB3	Data bus line
11	DB4	Data bus line
12	DB5	Data bus line
13	DB6	Data bus line
14	DB7	Data bus line
15	A	Power supply for LED B/L (+)
16	K	Power supply for LED B/L (-)

ABSOLUTE MAXIMUM RATING					
Item	Symbol	Condition	Min.	Max.	Units
Supply for logic voltage	Vdd-Vss	25°C	-0.3	7	V
LCD driving supply voltage	Vdd-Vee	25°C	-0.3	13	V
Input voltage	Vin	25°C	-0.3	Vdd+0.3	V

..... **REMARK**

LCD option: STN, TN, FSTN
 Backlight Option: LED Backlight feature, other Specs not available on catalog is under request

◀ Back to list

TOP