

Electronic housing - EMG 10-B2 - 2947750

Please be informed that the data shown in this PDF Document is generated from our Online Catalog. Please find the complete data in the user's documentation. Our General Terms of Use for Downloads are valid (<http://phoenixcontact.com/download>)




Custom circuit module, consisting of housing, MKDS 3 connection terminal blocks and PCB

Your advantages

- ✓ Choice of four cover sizes in transparent or color versions
- ✓ Practical and easy-to-wire conductor connections
- ✓ Space-saving accommodation of electronic components in finely graded module versions available with 10 to 150 mm pitch
- ✓ Uniform and appropriate housing technology
- ✓ High degree of flexibility due to the wide choice of versions
- ✓ User-friendly and safe mounting on DIN rails according to EN 60715
- ✓ Inflammability class V0 insulation material (according to UL 94)
- ✓ Shock and contamination-proof accommodation of electronic components
- ✓ Universal PCBs for all pitches

RoHS

Key Commercial Data

Packing unit	10 pc
GTIN	
GTIN	4017918082864

Technical data

General

Housing type	Component housing
Housing material	Polycarbonate fiber reinforced

Ambient conditions

Ambient temperature (operation)	-40 °C ... 125 °C
---------------------------------	-------------------

Dimensions

Length	75 mm
Height	47.5 mm

Electronic housing - EMG 10-B2 - 2947750

Technical data

Dimensions

Width	10 mm
Pitch	5 mm
Depth	75 mm

Technical data

Power dissipation without gap	0.9 W
Power dissipation with 20 mm gap	1.2 W
Number of positions	4

Standards and Regulations

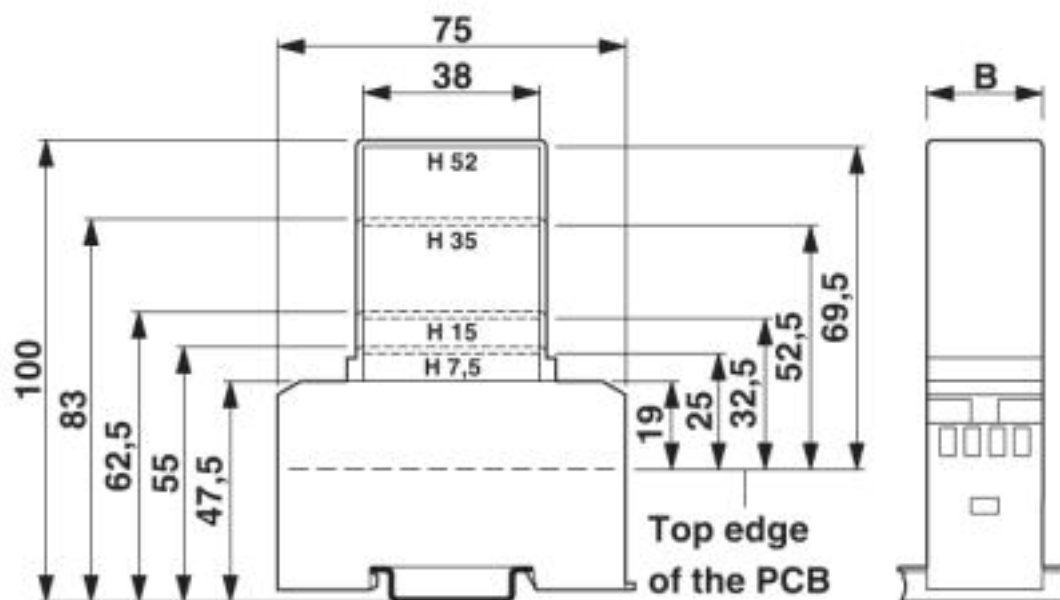
Flammability rating according to UL 94	V0
--	----

Environmental Product Compliance

REACH SVHC	Lead 7439-92-1
China RoHS	Environmentally Friendly Use Period = 50 years
	For details about hazardous substances go to tab "Downloads", Category "Manufacturer's declaration"

Drawings

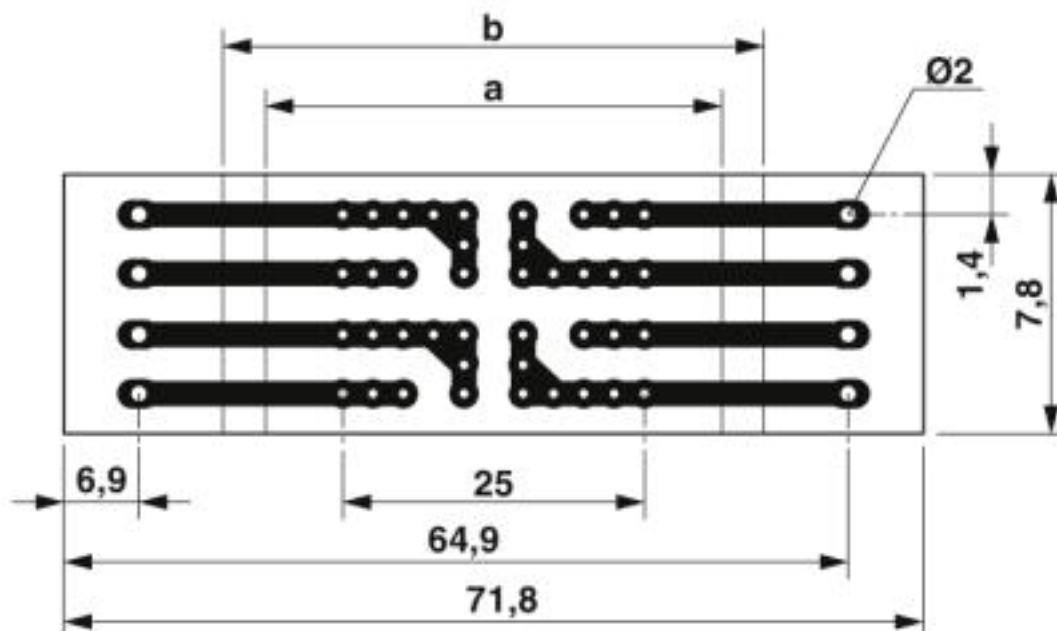
Dimensional drawing



1 = Top edge of the PCB
B = Housing width

Electronic housing - EMG 10-B2 - 2947750

Dimensional drawing



Pitch 5 mm

a = Area for mounting components, 38 mm in the hood

b = Area for mounting components, 45 mm in the housing

Classifications

eCl@ss

eCl@ss 10.0.1	27182702
eCl@ss 4.0	27180400
eCl@ss 4.1	27180400
eCl@ss 5.0	27180500
eCl@ss 5.1	27180500
eCl@ss 6.0	27180800
eCl@ss 7.0	27182702
eCl@ss 8.0	27182702
eCl@ss 9.0	27182702

ETIM

ETIM 2.0	EC001031
ETIM 3.0	EC001031
ETIM 4.0	EC001031
ETIM 5.0	EC001031
ETIM 6.0	EC001031
ETIM 7.0	EC001031

Electronic housing - EMG 10-B2 - 2947750

Classifications

UNSPSC

UNSPSC 6.01	31261501
UNSPSC 7.0901	31261501
UNSPSC 11	31261501
UNSPSC 12.01	31261501
UNSPSC 13.2	31261501
UNSPSC 18.0	31261501
UNSPSC 19.0	31261501
UNSPSC 20.0	31261501
UNSPSC 21.0	31261501

Approvals


Approvals

Approvals

EAC

Ex Approvals

Approval details

EAC		B.01742
-----	---	---------

Accessories

Accessories

Filler plug

Electronic housing - EMG-KA - 2941510



Terminal block/screw cover, set consisting of 50 strips each for terminal blocks and screw openings, 1 strip covers 12 terminal points.

Electronic housing - EMG 10-B2 - 2947750

Accessories

Marking material - EMG-SGKS 10 - 2947585



Equipment marker, narrow

Necessary add-on products

Covering hood - EMG 10-H 7,5MM KLAR - 2947763



Covering hood, for the contact and dust-protected encapsulation of the components, in transparent design. Height: 7.5 mm

Electronic housing - EMG 10-H 15MM KLAR - 2947776



Covering hood, for the contact and dust-protected encapsulation of the components, in transparent design. Height: 15 mm, width: 10 mm

Electronic housing - EMG 10-H 52MM GN - 2947789



Covering hood, for the contact and dust-protected encapsulation of the components, in green design. Height: 52 mm, width: 10 mm