

## Type 1 surge protection device - VAL-US-240/40/1+0-FM - 2910361

Please be informed that the data shown in this PDF Document is generated from our Online Catalog. Please find the complete data in the user's documentation. Our General Terms of Use for Downloads are valid (<http://phoenixcontact.com/download>)




Surge protective device, single channel with remote indicator contact for 240 V AC.

### Your advantages

- ✓ With floating remote indication contact
- ✓ Optical, mechanical status indication for the individual arresters
- ✓ Mechanical coding of all slots



### Key Commercial Data

Packing unit	1 pc
GTIN	 4 055626 445014
GTIN	4055626445014

### Technical data

#### Dimensions

Height	96.8 mm
Width	17.8 mm
Depth	65.5 mm
Horizontal pitch	1 Div.

#### Ambient conditions

Degree of protection	IP20 (only when all terminal points are used)
Ambient temperature (operation)	-40 °C ... 80 °C
Ambient temperature (storage/transport)	-40 °C ... 80 °C
Altitude	≤ 2000 m (amsl (above mean sea level))
Permissible humidity (operation)	5 % ... 95 %
Shock (operation)	25g (Half-sine / 11 ms / 3x ±X, ±Y, ±Z)
Vibration (operation)	5g (10 ... 500 Hz / 2.5 h / X, Y, Z)

# Type 1 surge protection device - VAL-US-240/40/1+0-FM - 2910361

## Technical data

### General

IEC test classification	II
	T2
EN type	T2
IEC power supply system	TN-C
Mode of protection	L-PEN
Mounting type	DIN rail: 35 mm
Color	jet black RAL 9005
Housing material	PA 6.6
	PBT
Degree of pollution	2
Flammability rating according to UL 94	V-0
Type	DIN rail module, two-section, divisible
Number of positions	1
Surge protection fault message	Optical, remote indicator contact

### Protective circuit

Nominal voltage $U_N$	240 V AC (TN-C)
Nominal frequency $f_N$	50 Hz (60 Hz)
Maximum continuous voltage $U_C$	385 V AC
Nominal discharge current $I_n$ (8/20) $\mu$ s	20 kA
Maximum discharge current $I_{max}$ (8/20) $\mu$ s	40 kA
Short-circuit current rating $I_{SCCR}$	25 kA
Voltage protection level $U_p$	$\leq 2$ kV
Residual voltage $U_{res}$	$\leq 2$ kV (at $I_n$ )
	$\leq 1.7$ kV (at 10 kA)
	$\leq 1.5$ kV (at 5 kA)
	$\leq 1.3$ kV (at 3 kA)
TOV behavior at $U_T$	415 V AC (5 s / withstand mode)
	440 V AC (120 min / withstand mode)
Response time $t_A$	$\leq 25$ ns
Max. backup fuse with branch wiring	125 A (gG)

### Indicator/remote signaling

Switching function	PDT contact
Operating voltage	5 V AC ... 250 V AC
	30 V DC
Operating current	5 mA AC ... 750 mA AC
	1 A DC
Connection method	Plug-in/screw connection via COMBICON
Screw thread	M2
Tightening torque	0.25 Nm

# Type 1 surge protection device - VAL-US-240/40/1+0-FM - 2910361

## Technical data

### Indicator/remote signaling

Stripping length	7 mm
Conductor cross section flexible	0.14 mm <sup>2</sup> ... 1.5 mm <sup>2</sup>
Conductor cross section solid	0.14 mm <sup>2</sup> ... 1.5 mm <sup>2</sup>
Conductor cross section AWG	28 ... 16

### Connection data

Connection method	Screw connection
Screw thread	M5
Tightening torque	3 Nm (1.5 mm <sup>2</sup> ... 16 mm <sup>2</sup> )
	4.5 Nm (25 mm <sup>2</sup> ... 35 mm <sup>2</sup> )
Stripping length	16 mm
Conductor cross section flexible	1.5 mm <sup>2</sup> ... 25 mm <sup>2</sup>
Conductor cross section solid	1.5 mm <sup>2</sup> ... 35 mm <sup>2</sup>
Conductor cross section AWG	15 ... 2
Connection method	Fork-type cable lug
Conductor cross section flexible	1.5 mm <sup>2</sup> ... 16 mm <sup>2</sup>

### UL specifications

SPD Type	1
Maximum continuous operating voltage MCOV	385 V AC
Nom. voltage	240 V AC (Single-phase)
Mode of protection	L-N
	L-G
Power distribution system	Single phase
Nominal frequency	50/60 Hz
Voltage protection rating VPR	1500 V
Nominal discharge current I <sub>n</sub>	20 kA
Maximum Surge Current per Phase	40 kA
Short-circuit current rating (SCCR)	200 kA

### UL indicator/remote signaling

Operating voltage	125 V AC
Operating current	1 A AC
Tightening torque	2 lb <sub>F</sub> -in. ... 4 lb <sub>F</sub> -in.
Conductor cross section AWG	30 ... 14

### UL connection data

Conductor cross section AWG	10 ... 2
Tightening torque	30 lb <sub>F</sub> -in.

### Standards and Regulations

Standards/regulations	IEC 61643-11 2011
	EN 61643-11 2012

# Type 1 surge protection device - VAL-US-240/40/1+0-FM - 2910361

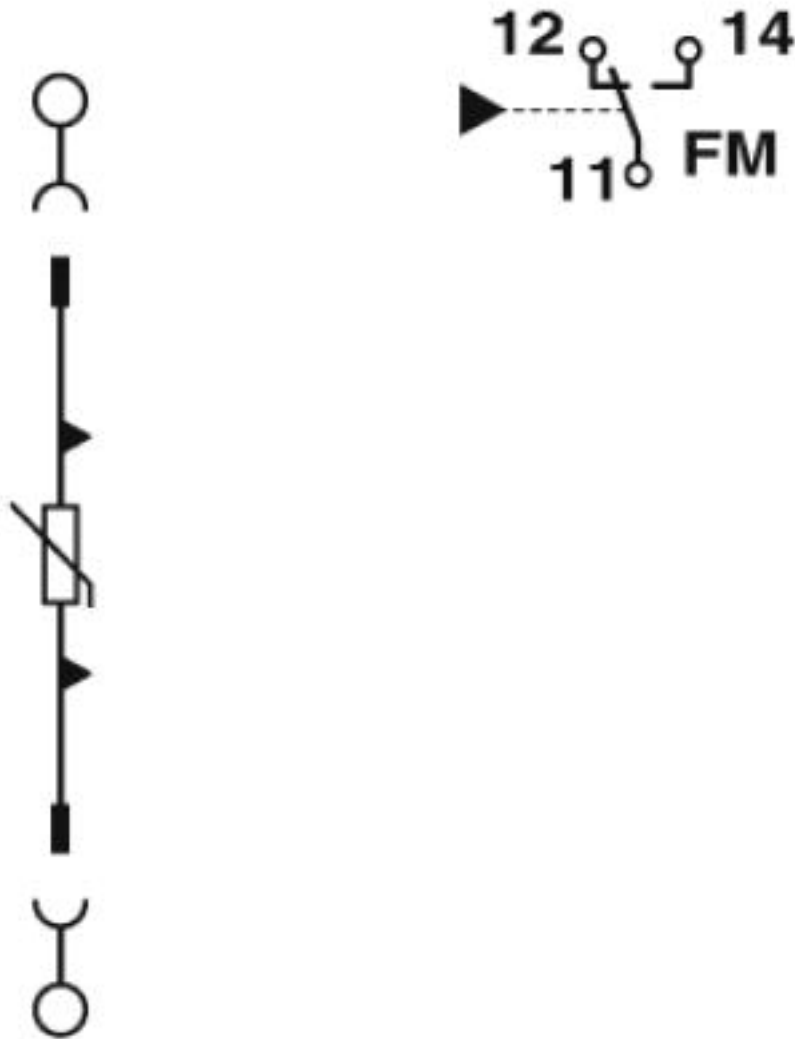
## Technical data

### Environmental Product Compliance

REACH SVHC	Lead 7439-92-1
------------	----------------

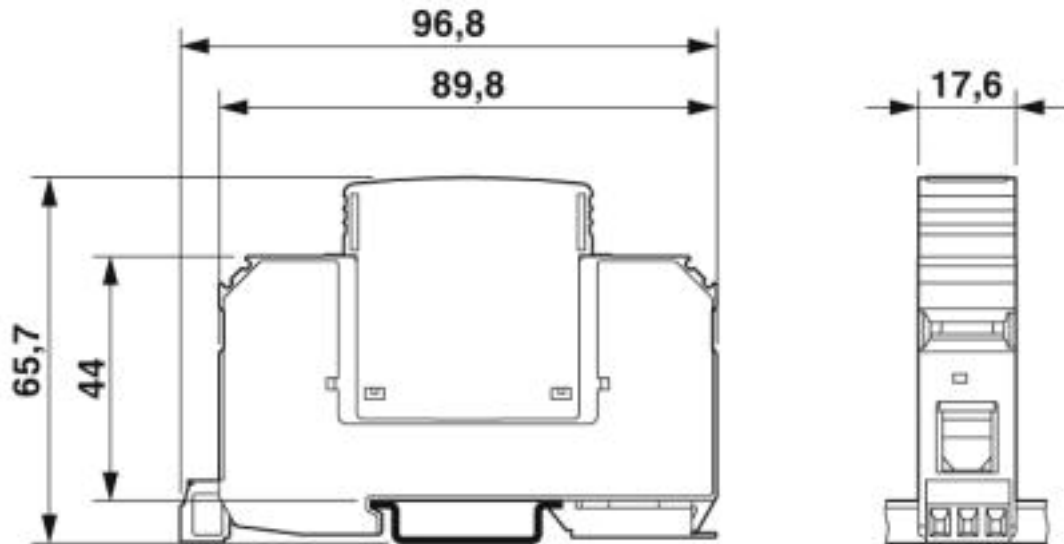
## Drawings

Circuit diagram



## Type 1 surge protection device - VAL-US-240/40/1+0-FM - 2910361

Dimensional drawing



### Classifications

eCl@ss

eCl@ss 10.0.1	27130805
eCl@ss 6.0	27130800
eCl@ss 7.0	27130805
eCl@ss 8.0	27130805
eCl@ss 9.0	27130805

ETIM

ETIM 5.0	EC000941
ETIM 6.0	EC000941
ETIM 7.0	EC000941

### Approvals

Approvals

Approvals

UL Listed / cUL Listed / cULus Listed

Ex Approvals

Approval details

# Type 1 surge protection device - VAL-US-240/40/1+0-FM - 2910361

## Approvals

UL Listed		<a href="http://database.ul.com/cgi-bin/XYV/template/LISEXT/1FRAME/index.htm">http://database.ul.com/cgi-bin/XYV/template/LISEXT/1FRAME/index.htm</a>	FILE E 330181
-----------	--	---	---------------

cUL Listed		<a href="http://database.ul.com/cgi-bin/XYV/template/LISEXT/1FRAME/index.htm">http://database.ul.com/cgi-bin/XYV/template/LISEXT/1FRAME/index.htm</a>	FILE E 330181
------------	--	---	---------------

cULus Listed			
--------------	--	--	--

## Accessories

### Accessories

#### Bridge

Wiring bridge - MPB F600X16/ 1GS - 2818355



Wiring bridge flexible, diameter: 16 mm<sup>2</sup>, with a fork-type cable lug on one side, length: 600 mm

Wiring bridge - MPB F600X16/ 1GS - 2818355



Wiring bridge flexible, diameter: 16 mm<sup>2</sup>, with a fork-type cable lug on one side, length: 600 mm

Wiring bridge - MPB F200X16/ 1GS - 2818339



Wiring bridge flexible, diameter 16 mm<sup>2</sup>, with a fork-type cable lug on one side, length: 200 mm

## Type 1 surge protection device - VAL-US-240/40/1+0-FM - 2910361

### Accessories

Wiring bridge - MPB 18/1-10/1.0.0 - 2830443



Wiring bridge for modules with connecting pitch 17.5 mm, 1-phase, 10 pitches with contact sequence 1-0-0

---

Wiring bridge - MPB 18/4-12 - 2809296



Wiring bridge for modules with connecting pitch 17.5 mm, 4-phase, 12-pos.

---

Wiring bridge - MPB 18/4- 8 - 2809283



Wiring bridge for modules with connecting pitch 17.5 mm, 4-phase, 8-pos.

---

Wiring bridge - MPB 18/3- 6 - 2809241



Wiring bridge for modules with connecting pitch 17.5 mm, 3-phase, 6-pos.

---

Wiring bridge - MPB 18/1-57 - 2809238



Wiring bridge for modules with connecting pitch 17.5 mm, 1-phase, 57-pos.

---

## Type 1 surge protection device - VAL-US-240/40/1+0-FM - 2910361

### Accessories

Wiring bridge - MPB 18/1-12 - 2748593



Wiring bridge for modules with connecting pitch 17.5 mm, 1-phase, 12-pos.

---

Wiring bridge - MPB 18/1- 9 - 2748580



Wiring bridge for modules with connecting pitch 17.5 mm, 1-phase, 9-pos.

---

Wiring bridge - MPB 18/1- 8 - 2748577



Wiring bridge for modules with connecting pitch 17.5 mm, 1-phase, 8-pos.

---

Wiring bridge - MPB 18/1- 6 - 2748564



Wiring bridge for modules with connecting pitch 17.5 mm, 1-phase, 6-pos.

---

Wiring bridge - MPB 18/1- 4 - 2809225



Wiring bridge for modules with connecting pitch 17.5 mm, 1-phase, 4-pos.

---



# Type 1 surge protection device - VAL-US-240/40/1+0-FM - 2910361

## Accessories

Wiring bridge - MPB 18/1- 3 - 2809212



Wiring bridge for modules with connecting pitch 17.5 mm, 1-phase, 3-pos.

---

Wiring bridge - MPB 18/1- 2 - 2809209



Wiring bridge for modules with connecting pitch 17.5 mm, 1-phase, 2-pos.

---

## Device marking

Zack marker strip - ZBN 18:UNBEDRUCKT - 2809128



Zack marker strip, Strip, white, unlabeled, can be labeled with: CMS-P1-PLOTTER, PLOTMARK, mounting type: snap into tall marker groove, for terminal block width: 18 mm, lettering field size: 18 x 5 mm, Number of individual labels: 5

---

## Feed-through terminal block

Feed-through terminal block - DK-BIC-35 - 2749880



Feed-through terminal block for VAL and FLT applications

---

## Labeled device marker

Marker for terminal blocks - ZBN 18,LGS:ERDE - 2749589



Marker for terminal blocks, Strip, white, labeled, Horizontal: Grounding symbol, mounting type: snap into tall marker groove, for terminal block width: 18 mm, lettering field size: 18 x 5 mm, Number of individual labels: 5

---

## Type 1 surge protection device - VAL-US-240/40/1+0-FM - 2910361

### Accessories

Marker for terminal blocks - ZBN 18,LGS:L1-N,ERDE - 2749576



Marker for terminal blocks, Strip, white, labeled, Horizontal: L1, L2, L3, N, GND, mounting type: snap into tall marker groove, for terminal block width: 18 mm, lettering field size: 18 x 5 mm, Number of individual labels: 5

---

### Marker pen

Marker pen - B-STIFT - 1051993



Marker pen, for manual labeling of unprinted Zack strips, smear-proof and waterproof, line thickness 0.5 mm

---

### Spare parts

Type 1 surge protection plug - VAL-US-240/40-P - 2910336



UL Recognized type 1 SPD and IEC type 2 surge protection plug with a varistor and thermal disconnect for use with VAL-US base elements, mechanical and visual fault warning

---

Phoenix Contact 2020 © - all rights reserved  
<http://www.phoenixcontact.com>

PHOENIX CONTACT GmbH & Co. KG  
Flachsmarktstr. 8  
32825 Blomberg  
Germany  
Tel. +49 5235 300  
Fax +49 5235 3 41200  
<http://www.phoenixcontact.com>