

Combination type 1/2 protective device - FLT-SEC-P-T1-1C-350/25-FM - 2905414

Please be informed that the data shown in this PDF Document is generated from our Online Catalog. Please find the complete data in the user's documentation. Our General Terms of Use for Downloads are valid (<http://phoenixcontact.com/download>)




Plug-in lightning current arrester, in accordance with Type 1/Class I, for 1-phase power supply networks with combined PE and N installed in one conductor (L1, PEN).

Your advantages

- ✓ Spark gap has no line follow current
- ✓ Free of leakage current, suitable for use in the pre-meter area
- ✓ High continuous voltage of 350 V AC for 230/400 V AC networks with high voltage fluctuations
- ✓ Pluggable
- ✓ Low voltage protection level of 1.5 kV
- ✓ Optical, mechanical status indicator
- ✓ With floating remote indication contact
- ✓ Plugs can be checked with CHECKMASTER 2



Key Commercial Data

Packing unit	1 pc
GTIN	 4 0 4 6 3 5 6 9 4 9 4 6 0
GTIN	4046356949460

Technical data

Dimensions

Height	95.2 mm
Width	35.6 mm
Depth	74.5 mm (incl. DIN rail 7.5 mm)
Horizontal pitch	2 Div.

Ambient conditions

Degree of protection	IP20 (only when all terminal points are used)
----------------------	---

Combination type 1/2 protective device - FLT-SEC-P-T1-1C-350/25-FM - 2905414

Technical data

Ambient conditions

Ambient temperature (operation)	-40 °C ... 80 °C
Ambient temperature (storage/transport)	-40 °C ... 80 °C
Altitude	≤ 2000 m (amsl (above mean sea level))
Permissible humidity (operation)	5 % ... 95 %
Shock (operation)	30g (Half-sine / 11 ms / 3x ±X, ±Y, ±Z)
Vibration (operation)	5g (5 - 500 Hz/2.5 h/X, Y, Z)

General

IEC test classification	I / II
	I
	T1 / T2
	T1
EN type	T1 / T2
	T1
IEC power supply system	TN-C
	TT
Mode of protection	L-PEN
Mounting type	DIN rail: 35 mm
Color	light grey RAL 7035
	traffic grey A RAL 7042
Housing material	PA 6.6-FR 20 % GF
	PBT-FR
Degree of pollution	2
Flammability rating according to UL 94	V-0
Type	DIN rail module, two-section, divisible
Number of positions	1
Surge protection fault message	Optical, remote indicator contact

Protective circuit

Nominal voltage U_N	240 V AC (TN-C)
	240 V AC (TT)
Nominal frequency f_N	50 Hz (60 Hz)
Maximum continuous voltage U_C	350 V AC
Rated load current I_L	125 A (< 55 °C)
Nominal discharge current I_n (8/20) μ s	25 kA
Maximum discharge current I_{max} (8/20) μ s	50 kA
Impulse discharge current (10/350) μ s, charge	12.5 As
Impulse discharge current (10/350) μ s, specific energy	160 kJ/ Ω
Impulse discharge current (10/350) μ s, peak value I_{imp}	25 kA
Follow current interrupt rating I_{fi}	50 kA

Combination type 1/2 protective device - FLT-SEC-P-T1-1C-350/25-FM - 2905414

Technical data

Protective circuit

Short-circuit current rating I_{SCCR}	50 kA
Voltage protection level U_p	≤ 1.5 kV
Residual voltage U_{res}	≤ 1.5 kV (at I_n)
Front of wave sparkover voltage at 6 kV (1.2/50) μ s	≤ 1.5 kV
TOV behavior at U_T	415 V AC (5 s / withstand mode)
	457 V AC (120 min / withstand mode)
Response time t_A	≤ 100 ns
Max. backup fuse with V-type through wiring	125 A (gG)
Max. backup fuse with branch wiring	315 A (gG)

Additional technical data

Follow current interrupt rating I_{fi}	100 kA (264 V AC)
Short-circuit current rating I_{SCCR}	100 kA (264 V AC)
Maximum discharge current I_{max} (8/20) μ s	100 kA (AS/NZS 1768:2007)

Indicator/remote signaling

Switching function	PDT contact
Operating voltage	12 V AC ... 250 V AC
	125 V DC (200 mA DC)
Operating current	10 mA AC ... 1 A AC
	1 A DC (30 V DC)
Connection method	Plug-in/screw connection via COMBICON
Screw thread	M2
Tightening torque	0.25 Nm
Stripping length	7 mm
Conductor cross section flexible	0.14 mm ² ... 1.5 mm ²
Conductor cross section solid	0.14 mm ² ... 1.5 mm ²
Conductor cross section AWG	28 ... 16

Connection data

Connection method	Screw connection
Screw thread	M5
Tightening torque	4.5 Nm
Stripping length	18 mm
Conductor cross section flexible	2.5 mm ² ... 35 mm ²
Conductor cross section solid	2.5 mm ² ... 35 mm ²
Conductor cross section AWG	13 ... 2
Connection method	Fork-type cable lug
Conductor cross section flexible	1.5 mm ² ... 16 mm ²

UL specifications

Combination type 1/2 protective device - FLT-SEC-P-T1-1C-350/25-FM - 2905414

Technical data

UL specifications

SPD Type	2CA
Maximum continuous operating voltage MCOV	350 V AC
Nom. voltage	240 V AC
Rated load current I _L	50 A
Mode of protection	L-G
Power distribution system	Single phase
Nominal frequency	50/60 Hz
Voltage protection rating VPR	1500 V
Nominal discharge current I _n	20 kA
Short-circuit current rating (SCCR)	50 kA

UL indicator/remote signaling

Operating voltage	125 V AC
Operating current	1 A AC
Tightening torque	4 lb _F -in.
Conductor cross section AWG	30 ... 14

UL connection data

Conductor cross section AWG	3 ... 2
Tightening torque	40 lb _F -in.

Standards and Regulations

Standards/regulations	IEC 61643-11 2011
	EN 61643-11 2012

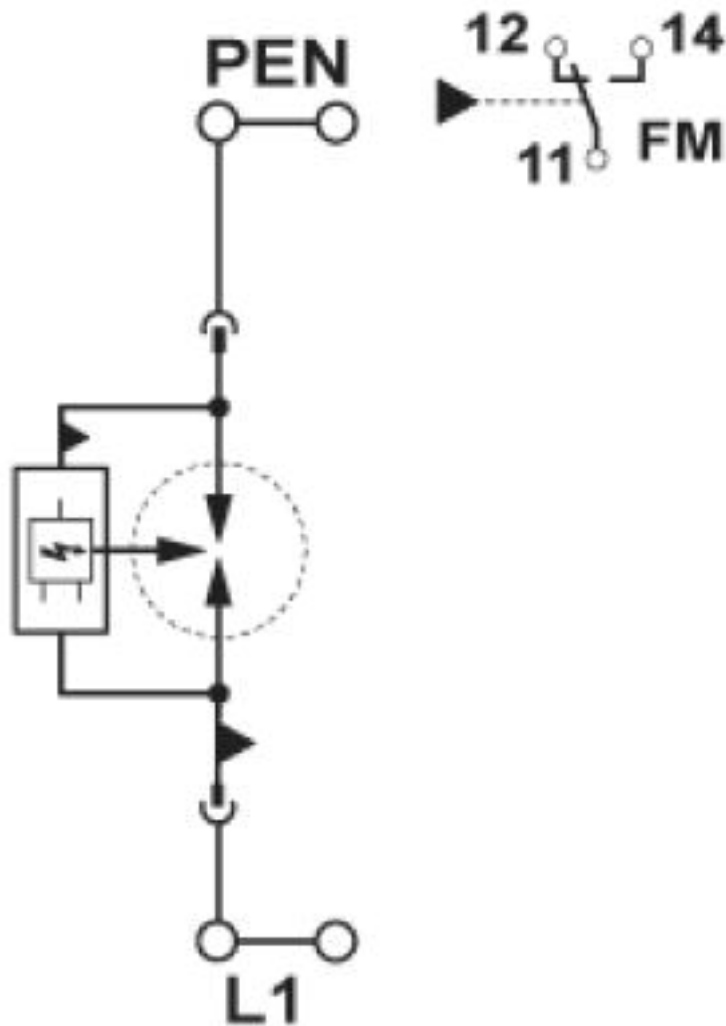
Environmental Product Compliance

REACH SVHC	Lead 7439-92-1
China RoHS	Environmentally Friendly Use Period = 50 years
	For details about hazardous substances go to tab "Downloads", Category "Manufacturer's declaration"

Drawings

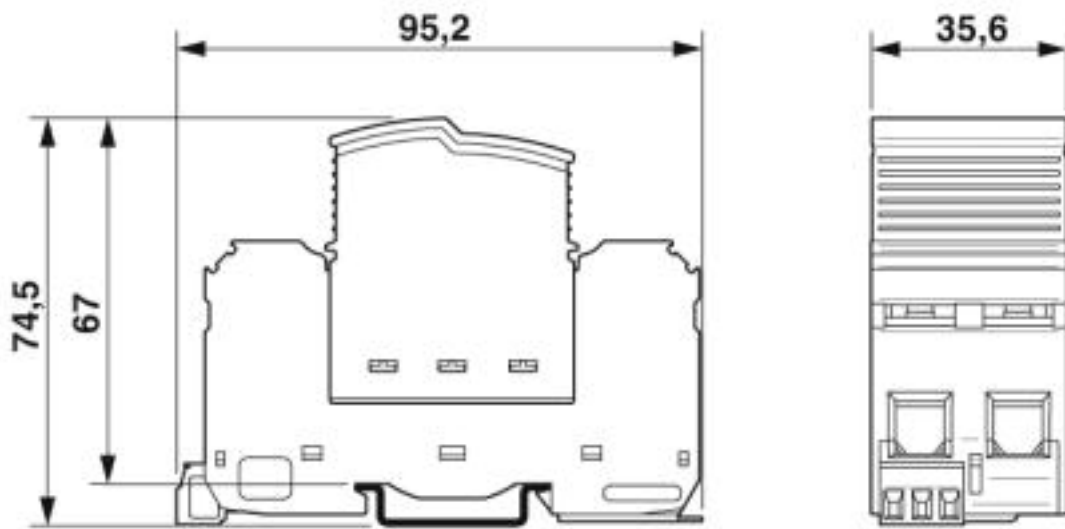
Combination type 1/2 protective device - FLT-SEC-P-T1-1C-350/25-FM - 2905414

Circuit diagram



Combination type 1/2 protective device - FLT-SEC-P-T1-1C-350/25-FM - 2905414

Dimensional drawing



Pictogram



L1



PEN

Classifications

eCl@ss

eCl@ss 10.0.1	27130802
eCl@ss 4.0	27130800
eCl@ss 4.1	27130800
eCl@ss 5.0	27130800
eCl@ss 5.1	27130800
eCl@ss 6.0	27130800
eCl@ss 7.0	27130802
eCl@ss 8.0	27130802
eCl@ss 9.0	27130802

ETIM

ETIM 4.0	EC000381
ETIM 5.0	EC000381

Combination type 1/2 protective device - FLT-SEC-P-T1-1C-350/25-FM - 2905414

Classifications

ETIM

ETIM 6.0	EC000381
ETIM 7.0	EC000381

UNSPSC

UNSPSC 13.2	39121620
UNSPSC 18.0	39121620
UNSPSC 19.0	39121620
UNSPSC 20.0	39121620
UNSPSC 21.0	39121620

Approvals

Approvals

Approvals

GL / CCA / UL Recognized / KEMA-KEUR / cUL Recognized / IECCE CB Scheme / EAC / cULus Recognized

Ex Approvals

Approval details

GL		https://approvalfinder.dnvgl.com/	13946-15 HH
----	--	---	-------------

CCA			NTR-NL 7726
-----	--	--	-------------

UL Recognized		http://database.ul.com/cgi-bin/XYV/template/LISEXT/1FRAME/index.htm	FILE E 330181
---------------	--	---	---------------

KEMA-KEUR		http://www.dekra-certification.com	71-106982
-----------	--	---	-----------

cUL Recognized		http://database.ul.com/cgi-bin/XYV/template/LISEXT/1FRAME/index.htm	FILE E 330181
----------------	--	---	---------------

Combination type 1/2 protective device - FLT-SEC-P-T1-1C-350/25-FM - 2905414

Approvals

IECEE CB Scheme		http://www.iecee.org/	NL-56588
-----------------	--	---	----------

EAC			RU C-DE.A*30.B01561
-----	--	--	---------------------

cULus Recognized			
------------------	--	--	--

Accessories

Accessories

Device marking

Label - EML (20XE)R - 0803452



Label, Roll, white, unlabeled, can be labeled with: THERMOMARK ROLLMASTER 300/600, THERMOMARK X1.2, THERMOMARK ROLL X1, THERMOMARK ROLL 2.0, THERMOMARK ROLL, mounting type: adhesive, lettering field size: continuous x 20 mm

Label - EML (20XE)R YE - 0803453



Label, Roll, yellow, unlabeled, can be labeled with: THERMOMARK ROLLMASTER 300/600, THERMOMARK X1.2, THERMOMARK ROLL X1, THERMOMARK ROLL 2.0, THERMOMARK ROLL, mounting type: adhesive, lettering field size: continuous x 20 mm

Zack marker strip - ZBN 18:UNBEDRUCKT - 2809128



Zack marker strip, Strip, white, unlabeled, can be labeled with: CMS-P1-PLOTTER, PLOTMARK, mounting type: snap into tall marker groove, for terminal block width: 18 mm, lettering field size: 18 x 5 mm, Number of individual labels: 5

Combination type 1/2 protective device - FLT-SEC-P-T1-1C-350/25-FM - 2905414

Accessories

Zack marker strip - ZBN 18:UNBEDRUCKT - 2809128



Zack marker strip, Strip, white, unlabeled, can be labeled with: CMS-P1-PLOTTER, PLOTMARK, mounting type: snap into tall marker groove, for terminal block width: 18 mm, lettering field size: 18 x 5 mm, Number of individual labels: 5

End block

End clamp - CLIPFIX 35 - 3022218



Quick mounting end clamp for NS 35/7,5 DIN rail or NS 35/15 DIN rail, with marking option, width: 9.5 mm, color: gray

Labeled device marker

Marker for terminal blocks - ZBN 18,LGS:L1-N,ERDE - 2749576



Marker for terminal blocks, Strip, white, labeled, Horizontal: L1, L2, L3, N, GND, mounting type: snap into tall marker groove, for terminal block width: 18 mm, lettering field size: 18 x 5 mm, Number of individual labels: 5

Marker for terminal blocks - ZBN 18,LGS:ERDE - 2749589



Marker for terminal blocks, Strip, white, labeled, Horizontal: Grounding symbol, mounting type: snap into tall marker groove, for terminal block width: 18 mm, lettering field size: 18 x 5 mm, Number of individual labels: 5

Marker pen

Marker pen - X-PEN 0,35 - 0811228



Marker pen without ink cartridge, for manual labeling of markers, labeling extremely wipe-proof, line thickness 0.35 mm

Combination type 1/2 protective device - FLT-SEC-P-T1-1C-350/25-FM - 2905414

Accessories

Terminal marking

Flat zack marker sheet - ZBFM 5/WH:UNBEDRUCKT - 0803595



Flat zack marker sheet, Sheet, white, unlabeled, can be labeled with: CMS-P1-PLOTTER, PLOTMARK, mounting type: snap into flat marker groove, for terminal block width: 5.2 mm, lettering field size: 5 x 4.5 mm, Number of individual labels: 120

Spare parts

Type 1 surge protection plug - FLT-SEC-P-T1-350/25-P - 2905422



Replacement plug for lightning current arresters from the FLASHTRAB SEC PLUS 350 product range, for L-N and L-PEN paths.

Phoenix Contact 2020 © - all rights reserved
<http://www.phoenixcontact.com>

PHOENIX CONTACT GmbH & Co. KG
Flachsmarktstr. 8
32825 Blomberg
Germany
Tel. +49 5235 300
Fax +49 5235 3 41200
<http://www.phoenixcontact.com>