

## Hybrid motor starter - ELR H5-I-SC/500AC-06-IFS - 2905157

Please be informed that the data shown in this PDF Document is generated from our Online Catalog. Please find the complete data in the user's documentation. Our General Terms of Use for Downloads are valid (<http://phoenixcontact.com/download>)




Networkable hybrid motor starter for reversing 3~ AC motors up to 500 V AC, output current: 0.6 A, adjustable overload shutdown, and screw connection, DIN rail connector provided.

### Your advantages

- ✓ 22.5 mm wide
- ✓ Reduction in wiring
- ✓ Space saving
- ✓ Long service life
- ✓ 3-phase loop bridges
- ✓ Adjustable current for bimetal function
- ✓ Low-wear switching



### Key Commercial Data

Packing unit	1 pc
GTIN	 4 046356 920124
GTIN	4046356920124

### Technical data

#### Dimensions

Width	22.5 mm
Height	107 mm
Depth	114 mm

#### Ambient conditions

Ambient temperature (operation)	-5 °C ... 60 °C (observe derating)
Ambient temperature (storage/transport)	-40 °C ... 80 °C
Maximum altitude	≤ 2000 m
Degree of protection	IP20

#### Device supply

# Hybrid motor starter - ELR H5-I-SC/500AC-06-IFS - 2905157

## Technical data

### Device supply

Rated control circuit supply voltage $U_s$	24 V DC
Control supply voltage range	19.2 V DC ... 30 V DC
Rated control supply current $I_s$	60 mA
Type of protection	Surge protection
	Reverse polarity protection

### Output data load output

Output name	AC output
Rated operating voltage $U_e$	500 V AC
Operating voltage range	42 V AC ... 550 V AC
Rated operating current $I_e$	0.6 A (AC-51)
	0.6 A (AC-53a)
Mains frequency	50/60 Hz
Load current range	75 mA ... 600 mA (see to derating)
Trigger characteristic in acc. with IEC 60947-4-2	Class 10
Cooling time	20 min. (for auto reset)
Leakage current	0 mA
Type of protection	Surge protection

### Overspeed tripping

Operate threshold	> 10 A
Response time	< 0.5 s

### General

Motor starter type	Reversing starter
Switching frequency	$\leq 2$ Hz (Load-dependent)
Mounting position	vertical (horizontal DIN rail, motor output below)
Mounting type	DIN rail mounting
Assembly instructions	alignable, for spacing see derating
Operating mode	100% operating factor
Maximum power dissipation	2.5 W
Minimum power dissipation	0.88 W
Operating voltage display	Green LED
Status display	Yellow LED
Indication	Red LED

### Connection data

Connection name	Control circuits
Connection method	Screw connection
Stripping length	8 mm
Screw thread	M3
Conductor cross section solid	0.2 mm <sup>2</sup> ... 2.5 mm <sup>2</sup>
Conductor cross section flexible	0.2 mm <sup>2</sup> ... 2.5 mm <sup>2</sup>

# Hybrid motor starter - ELR H5-I-SC/500AC-06-IFS - 2905157

## Technical data

### Connection data

Conductor cross section AWG	24 ... 14
Torque	0.5 Nm ... 0.6 Nm
	5 lb <sub>f</sub> -in. ... 7 lb <sub>f</sub> -in.

### Connection data 2

Connection name	Load circuit
Connection method	Screw connection
Stripping length	8 mm
Screw thread	M3
Conductor cross section solid	0.2 mm <sup>2</sup> ... 2.5 mm <sup>2</sup>
Conductor cross section flexible	0.2 mm <sup>2</sup> ... 2.5 mm <sup>2</sup>
Conductor cross section AWG	24 ... 14
Torque	0.5 Nm ... 0.6 Nm
	5 lb <sub>f</sub> -in. ... 7 lb <sub>f</sub> -in.

### Insulation characteristics

Rated insulation voltage	550 V
Rated surge voltage	6 kV
Overvoltage category	III
Degree of pollution	2
Designation	Insulation characteristics between the control input and control supply voltage, and auxiliary circuit to the main circuit
Insulation	Safe isolation (IEC 60947-1)
Designation	Isolation characteristics between the control input and control supply voltage to auxiliary circuit
Insulation	Safe isolation (IEC 60947-1) in the auxiliary circuit ≤ 300 V AC
	Safe isolation (EN 50178) in the auxiliary circuit ≤ 300 V AC

### Standards and Regulations

Designation	Standards/regulations
Standards/regulations	IEC 60947-1
	EN 60947-4-2

### Conformance/approvals

Designation	UL approval
Certificate	NLDX.E228652
	NRNT.E172140

### UL data

SCCR	100 kA (480 V AC (fuse: 30 A class CC/30 A class J (high fault)))
	5 kA (480 V AC (fuse: 20 A RK5 (standard fault)))
FLA	0.6 A (480 V AC)
Group installation	20 A (class RK5, SCCR 5kA (480 V AC), #24 - 14 AWG max. solid and stranded)

## Hybrid motor starter - ELR H5-I-SC/500AC-06-IFS - 2905157

### Technical data

#### UL data

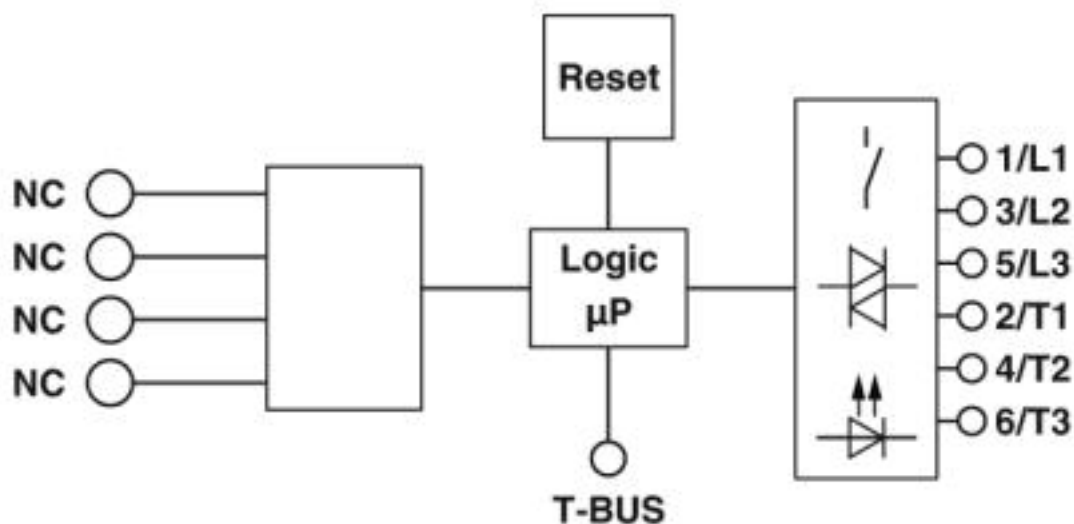
	30 A (class CC or J, SCCR 100kA (480 V AC), #24 - 14 AWG max, solid and stranded)
Category code	NLDX / NRNT

#### Environmental Product Compliance

REACH SVHC	Lead 7439-92-1
China RoHS	Environmentally Friendly Use Period = 50 years
	For details about hazardous substances go to tab "Downloads", Category "Manufacturer's declaration"

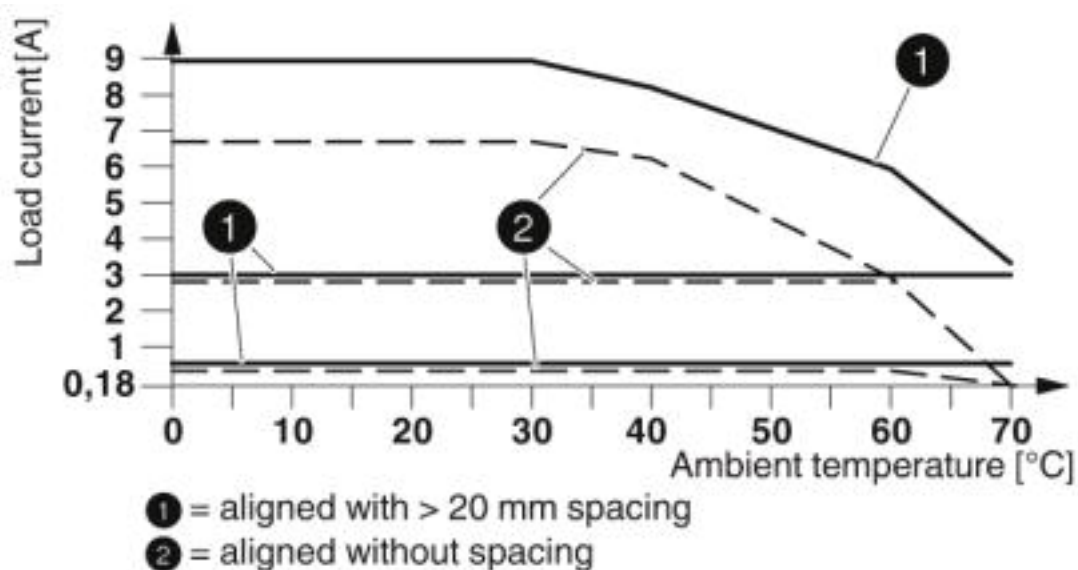
### Drawings

Block diagram



## Hybrid motor starter - ELR H5-I-SC/500AC-06-IFS - 2905157

Diagram



Derating diagram

### Classifications

eCl@ss

eCl@ss 10.0.1	27370905
eCl@ss 4.0	27021100
eCl@ss 4.1	27021100
eCl@ss 5.0	27024000
eCl@ss 5.1	27024000
eCl@ss 6.0	27024000
eCl@ss 7.0	27024002
eCl@ss 8.0	27024002
eCl@ss 9.0	27370905

ETIM

ETIM 2.0	EC001037
ETIM 3.0	EC001037
ETIM 4.0	EC001037
ETIM 5.0	EC001037
ETIM 6.0	EC001037
ETIM 7.0	EC001037

UNSPSC

UNSPSC 13.2	25173902
UNSPSC 18.0	25173902
UNSPSC 19.0	25173902

## Hybrid motor starter - ELR H5-I-SC/500AC-06-IFS - 2905157

### Classifications

#### UNSPSC

UNSPSC 20.0	25173902
UNSPSC 21.0	25173902

### Accessories

#### Accessories

#### Bridge

Jumper - BRIDGE- 4-3M - 2901659



3-phase loop bridge for 4 CONTACTRON modules, with screw connection and 22.5 mm housing width, connecting cable: 3 m

#### Cover

Covering hood - BRIDGE COVER - 2906240



The BRIDGE COVER covering hood is used to cover unused plugs on the CONTACTRON bridge that may subsequently be used to extend the system. The hood can be used with the screw and Push-in version of the bridge.

#### Device marking

Plastic label - US-EMLP (15X5) - 0828790



Plastic label, Card, white, unlabeled, can be labeled with: BLUEMARK ID COLOR, BLUEMARK ID, THERMOMARK PRIME, THERMOMARK CARD 2.0, THERMOMARK CARD, mounting type: adhesive, lettering field size: 15 x 5 mm, Number of individual labels: 189

Plastic label - UC-EMLP (15X5) - 0819301



Plastic label, Sheet, white, unlabeled, can be labeled with: BLUEMARK ID COLOR, BLUEMARK ID, BLUEMARK CLED, PLOTMARK, CMS-P1-PLOTTER, mounting type: adhesive, lettering field size: 15 x 5 mm, Number of individual labels: 10

#### DIN rail connector

## Hybrid motor starter - ELR H5-I-SC/500AC-06-IFS - 2905157

### Accessories

DIN rail bus connectors - ME 22,5 TBUS 1,5/ 5-ST-3,81 GY - 2201937



DIN rail connector, number of positions: 5, pitch: 3.81 mm, color: gray

---

DIN rail bus connectors - ME 22,5 TBUS ADAPTER KMGY - 2201756



DIN rail bus adapter for ME and ME-MAX, design width: 22.5 mm, 5 parallel positions, color: light gray (similar to RAL 7035)

---

### Extension module

Extension module - EM-D-8/4-24DC-IFS - 2904473



For more complex applications with Interface system devices (IFS), the extension module offers digital inputs and outputs for processing additional signals in the field. Easy connection to IFS gateway via the DIN rail connector as the slave.

---

### Gateways/Proxies

Data interface - EM-PB-GATEWAY-IFS - 2297620



Gateway for the connection of up to 32 INTERFACE system devices to a higher-level controller via PROFIBUS DP. The INTERFACE system devices are connected to the Gateway via DIN rail connectors, the DIN rail connectors are provided.

---

Data interface - EM-ETH-GATEWAY-IFS - 2901988



Gateway for the connection of up to 32 INTERFACE system devices to a higher-level controller via EtherNet/IP™. The INTERFACE system devices are connected to the Gateway via DIN rail connectors, the DIN rail connectors are provided.

## Hybrid motor starter - ELR H5-I-SC/500AC-06-IFS - 2905157

### Accessories

#### Data interface - EM-PNET-GATEWAY-IFS - 2904472



Gateway for the connection of up to 32 INTERFACE system devices via PROFINET to a higher-level controller. The INTERFACE system devices are connected to the Gateway via DIN rail connectors, the DIN rail connectors are provided.

---

#### Data interface - EM-CAN-GATEWAY-IFS - 2901504



Gateway for the connection of up to 32 INTERFACE system devices to a higher-level controller via CANopen<sup>®</sup>. The INTERFACE system devices are connected to the Gateway via DIN rail connectors, the DIN rail connectors are provided.

---

#### Data interface - EM-RS232-GATEWAY-IFS - 2901526



Gateway for the connection of up to 32 INTERFACE system devices to a higher-level controller via Modbus/RS-232. The INTERFACE system devices are connected to the Gateway via DIN rail connectors, the DIN rail connectors are provided.

---

#### Data interface - EM-RS485-GATEWAY-IFS - 2901527



Gateway for the connection of up to 32 INTERFACE system devices to a higher-level controller via Modbus/RS-485. The INTERFACE system devices are connected to the Gateway via DIN rail connectors, the DIN rail connectors are provided.

---

#### Data interface - EM-MODBUS-GATEWAY-IFS - 2901528



Gateway for the connection of up to 32 INTERFACE system devices via Modbus/TCP to a higher-level controller. The INTERFACE system devices are connected to the Gateway via DIN rail connectors, the DIN rail connectors are provided.



## Hybrid motor starter - ELR H5-I-SC/500AC-06-IFS - 2905157

### Accessories

#### Data interface - EM-DNET-GATEWAY-IFS - 2901529



Gateway for the connection of up to 32 INTERFACE system devices to a higher-level controller via DeviceNet™. The INTERFACE system devices are connected to the Gateway via DIN rail connectors, the DIN rail connectors are provided.

---

#### Loop bridge

##### Jumper - BRIDGE- 2 - 2900746



3-phase loop bridge for 2 CONTACTRON modules, with screw connection and 22.5 mm housing width, connecting cable: 0.3 m, with ferrules.

---

##### Jumper - BRIDGE- 3 - 2900747



3-phase loop bridge for 3 CONTACTRON modules, with screw connection and 22.5 mm housing width, connecting cable: 0.3 m, with ferrules.

---

##### Jumper - BRIDGE- 4 - 2900748



3-phase loop bridge for 4 CONTACTRON modules, with screw connection and 22.5 mm housing width, connecting cable: 0.3 m, with ferrules.

---

##### Jumper - BRIDGE- 5 - 2900749



3-phase loop bridge for 5 CONTACTRON modules, with screw connection and 22.5 mm housing width, connecting cable: 0.3 m, with ferrules.

## Hybrid motor starter - ELR H5-I-SC/500AC-06-IFS - 2905157

### Accessories

#### Jumper - BRIDGE- 6 - 2900750



3-phase loop bridge for 6 CONTACTRON modules, with screw connection and 22.5 mm housing width, connecting cable: 0.3 m, with ferrules.

---

#### Jumper - BRIDGE- 7 - 2900751



3-phase loop bridge for 7 CONTACTRON modules, with screw connection and 22.5 mm housing width, connecting cable: 0.3 m, with ferrules.

---

#### Jumper - BRIDGE- 8 - 2900752



3-phase loop bridge for 8 CONTACTRON modules, with screw connection and 22.5 mm housing width, connecting cable: 0.3 m, with ferrules.

---

#### Jumper - BRIDGE- 9 - 2900753



3-phase loop bridge for 9 CONTACTRON modules, with screw connection and 22.5 mm housing width, connecting cable: 0.3 m, with ferrules.

---

#### Jumper - BRIDGE-10 - 2900754



3-phase loop bridge for 10 CONTACTRON modules, with screw connection and 22.5 mm housing width, connecting cable: 0.3 m, with ferrules.

## Hybrid motor starter - ELR H5-I-SC/500AC-06-IFS - 2905157

### Accessories

#### Jumper - BRIDGE- 2-3M - 2901543



3-phase loop bridge for 2 CONTACTRON modules, with screw connection and 22.5 mm housing width, connecting cable: 3 m

---

#### Jumper - BRIDGE- 3-3M - 2901656



3-phase loop bridge for 3 CONTACTRON modules, with screw connection and 22.5 mm housing width, connecting cable: 3 m

---

#### Jumper - BRIDGE- 5-3M - 2901545



3-phase loop bridge for 5 CONTACTRON modules, with screw connection and 22.5 mm housing width, connecting cable: 3 m

---

#### Jumper - BRIDGE- 6-3M - 2901697



3-phase loop bridge for 6 CONTACTRON modules, with screw connection and 22.5 mm housing width, connecting cable: 3 m

---

#### Jumper - BRIDGE- 7-3M - 2901698



3-phase loop bridge for 7 CONTACTRON modules, with screw connection and 22.5 mm housing width, connecting cable: 3 m

---

## Hybrid motor starter - ELR H5-I-SC/500AC-06-IFS - 2905157

### Accessories

#### Jumper - BRIDGE- 8-3M - 2901700



3-phase loop bridge for 8 CONTACTRON modules, with screw connection and 22.5 mm housing width, connecting cable: 3 m

---

#### Jumper - BRIDGE- 9-3M - 2901701



3-phase loop bridge for 9 CONTACTRON modules, with screw connection and 22.5 mm housing width, connecting cable: 3 m

---

#### Jumper - BRIDGE-10-3M - 2901702



3-phase loop bridge for 10 CONTACTRON modules, with screw connection and 22.5 mm housing width, connecting cable: 3 m

---

#### Jumper - BRIDGE- 2-1M - 2901542



3-phase loop bridge for 2 CONTACTRON modules, with screw connection and 22.5 mm housing width, connecting cable: 1 m

---

#### Jumper - BRIDGE- 3-1M - 2901655



3-phase loop bridge for 3 CONTACTRON modules, with screw connection and 22.5 mm housing width, connecting cable: 1 m

---

## Hybrid motor starter - ELR H5-I-SC/500AC-06-IFS - 2905157

### Accessories

Jumper - BRIDGE- 4-1M - 2901658



3-phase loop bridge for 4 CONTACTRON modules, with screw connection and 22.5 mm housing width, connecting cable: 1 m

Jumper - BRIDGE- 5-1M - 2901544



3-phase loop bridge for 5 CONTACTRON modules, with screw connection and 22.5 mm housing width, connecting cable: 1 m

Jumper - BRIDGE- 6-1M - 2901649



3-phase loop bridge for 6 CONTACTRON modules, with screw connection and 22.5 mm housing width, connecting cable: 1 m

Phoenix Contact 2020 © - all rights reserved  
<http://www.phoenixcontact.com>

PHOENIX CONTACT GmbH & Co. KG  
Flachsmarktstr. 8  
32825 Blomberg  
Germany  
Tel. +49 5235 300  
Fax +49 5235 3 41200  
<http://www.phoenixcontact.com>