

Mounting base housing - ME-IO 18,8 B 10U TBUS 7035 - 2202506

Please be informed that the data shown in this PDF Document is generated from our Online Catalog. Please find the complete data in the user's documentation. Our General Terms of Use for Downloads are valid (<http://phoenixcontact.com/download>)




DIN rail housing, Lower housing part with metal foot catch, with vents, width: 18.9 mm, height: 120.6 mm, depth: 64.3 mm, cross connection: DIN rail connector (optional), number of positions cross connector: 8, color: light gray (7035)

Your advantages

- ✓ Easy, tool-free mounting
- ✓ Optional DIN rail connector for easy module-to-module communication
- ✓ Lock and Release principle for automatic latching and intuitive release of the front connection plug
- ✓ Plastic in accordance with UL94 V0: for more rigorous flammability requirements



Key Commercial Data

Packing unit	10 pc
Minimum order quantity	10 pc
GTIN	 4 055626 199207
GTIN	4055626199207

Technical data

Item properties

Brief article description	Mounting base housing
Type	ME-IO 18,8 B 10U TBUS 7035
Order No.	2202506
Housing type	DIN rail housing
Type	Lower housing part with metal foot catch
Max. IP code to attain	IP20
Mounting type	DIN rail mounting
Ventilation openings present	yes
Max. number of positions	48 (pitch: 3.45 mm)
	32 (pitch: 5 mm)

Dimensions

Mounting base housing - ME-IO 18,8 B 10U TBUS 7035 - 2202506

Technical data

Dimensions

Width [w]	18.9 mm
Height [h]	120.6 mm
Depth [d]	64.3 mm
Depth from top edge of DIN rail [d]	57.7 mm

Material data

Color (RAL)	light gray (7035)
Flammability rating according to UL 94	V0
Housing material	Polyamide

Ambient conditions

Ambient temperature (storage/transport)	-40 °C ... 55 °C
Ambient temperature (assembly)	-5 °C ... 100 °C
Ambient temperature (operation)	-40 °C ... 105 °C (depending on power dissipation)
Relative humidity (storage/transport)	80 %

PCB data

Number of PCB holders	1
PCB thickness	1.4 mm ... 1.8 mm
Mounting position	Vertical (horizontal DIN rail)
PCB surface, maximum	6500 mm ²
Type of PCB mount	Latching

Power dissipation, single housing at 20 °C

Ambient temperature	20 °C
Reduction factor	1
Mounting position	vertical
Power dissipation	3 W

Power dissipation, single housing at 30 °C

Ambient temperature	30 °C
Reduction factor	0.91
Mounting position	vertical
Power dissipation	2.7 W

Power dissipation, single housing at 40 °C

Ambient temperature	40 °C
Reduction factor	0.81
Mounting position	vertical
Power dissipation	2.4 W

Power dissipation, single housing at 50 °C

Ambient temperature	50 °C
Reduction factor	0.7
Mounting position	vertical

Mounting base housing - ME-IO 18,8 B 10U TBUS 7035 - 2202506

Technical data

Power dissipation, single housing at 50 °C

Power dissipation	2.1 W
-------------------	-------

Power dissipation, single housing at 60 °C

Ambient temperature	60 °C
Reduction factor	0.57
Mounting position	vertical
Power dissipation	1.7 W

Mechanical strength/tumbling barrel

Specification	IEC 60068-2-31:2008-05
Height of fall	50 cm
Number of drop cycles	50

Vibration test

Specification	IEC 60068-2-6:2007-12
Frequency	10 - 150 - 10 Hz
Sweep speed	1 octave/min
Amplitude	0.35 mm (10 - 60.1 Hz)
Acceleration	5 g (60.1 - 150 Hz)
Test duration per axis	2.5 h
Test directions	X-, Y- and Z-axis

Shock

Specification	IEC 60068-2-27:2008-02
Pulse shape	Semi-sinusoidal
Acceleration	15g
Shock duration	11 ms
Number of shocks per direction	3
Test directions	X-, Y- and Z-axis (pos. and neg.)

Thermostability (Ball Thrust Test)

Specification	IEC 60695-10-2:2014-02
Temperature	125 °C
Test duration	1 h
Force	20

Test for assessing the risk of fire (glow wire)

Specification	IEC 60695-2-11:2014-02
Temperature	850 °C
Time of exposure	30 s

Test for substances that would hinder coating with paint or varnish

Specification	VW PV 3.10.7:2005-02
---------------	----------------------

Mounting base housing - ME-IO 18,8 B 10U TBUS 7035 - 2202506

Technical data

Degrees of protection provided by housings (IP code)

Specification	IEC 60529:1989-11 + AMD 1:1999-11 + AMD 2:2013-08
Result, degree of protection, IP code	IP20

General information

Type of note	Assembly instruction:
Note	Refer to the data sheet for the range in the download area.
Type of note	Recommendation
Note	Material of contact pads for bus connector, galvanic gold (hard gold)

Packaging information

Type of packaging	packed in cardboard
Pieces per package	10
Denomination packing units	Pcs.
Outer packaging type	Carton

Standards and regulations

Flammability rating according to UL 94	V0
--	----

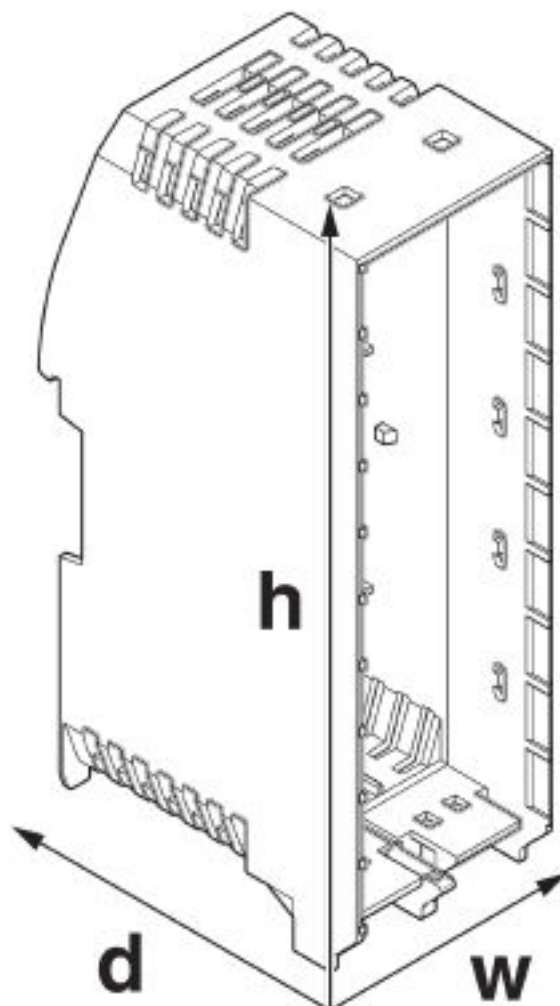
Environmental Product Compliance

China RoHS	Environmentally friendly use period: unlimited = EFUP-e
	No hazardous substances above threshold values

Drawings

Mounting base housing - ME-IO 18,8 B 10U TBUS 7035 - 2202506

Dimensional drawing



Classifications

eCl@ss

eCl@ss 10.0.1	27182702
eCl@ss 5.0	27180500
eCl@ss 5.1	27180500
eCl@ss 6.0	27180800
eCl@ss 7.0	27182702
eCl@ss 8.0	27182702
eCl@ss 9.0	27182702

ETIM

ETIM 3.0	EC001031
----------	----------

Mounting base housing - ME-IO 18,8 B 10U TBUS 7035 - 2202506

Classifications

ETIM

ETIM 4.0	EC001031
ETIM 5.0	EC001031
ETIM 6.0	EC001031
ETIM 7.0	EC001031

UNSPSC

UNSPSC 13.2	31261501
UNSPSC 18.0	31261501
UNSPSC 19.0	31261501
UNSPSC 20.0	31261501
UNSPSC 21.0	31261501

Approvals

Approvals


Approvals

UL Recognized / EAC

Ex Approvals

Approval details

UL Recognized		http://database.ul.com/cgi-bin/XYV/template/LISEXT/1FRAME/index.htm	FILE E 240868
---------------	---	---	---------------

EAC		B.01742
-----	---	---------

Accessories

Accessories

Component housing upper part

Housing cover - ME-IO 18,8 C 2U 7035 - 2201799



DIN rail housing, 2U, Housing cover, width: 18.9 mm, height: 21.8 mm, depth: 26 mm, color: light gray (7035)

Mounting base housing - ME-IO 18,8 B 10U TBUS 7035 - 2202506

Accessories

Housing cover - ME-IO 18,8 C 3U 7035 - 2201800



DIN rail housing, 3U, Housing cover, width: 18.9 mm, height: 32.8 mm, depth: 26 mm, color: light gray (7035)

Housing cover - ME-IO 18,8 C 3U S1 7035 - 2201801



DIN rail housing, 3U, Housing cover, width: 18.9 mm, height: 32.8 mm, depth: 26 mm, color: light gray (7035)

Housing cover - ME-IO 18,8 C 4U 7035 - 2201802



DIN rail housing, 4U, Housing cover, width: 18.9 mm, height: 43.8 mm, depth: 26 mm, color: light gray (7035)

Housing cover - ME-IO 18,8 C 5U 7035 - 2201803



DIN rail housing, 5U, Housing cover, width: 18.9 mm, height: 54.8 mm, depth: 26 mm, color: light gray (7035)

Housing cover - ME-IO 18,8 C 6U 7035 - 2201804



DIN rail housing, 6U, Housing cover, width: 18.9 mm, height: 65.8 mm, depth: 26 mm, color: light gray (7035)

Mounting base housing - ME-IO 18,8 B 10U TBUS 7035 - 2202506

Accessories

Housing cover - ME-IO 18,8 C 7U 7035 - 2201805



DIN rail housing, 7U, Housing cover, width: 18.9 mm, height: 76.8 mm, depth: 26 mm, color: light gray (7035)

Housing cover - ME-IO 18,8 C 8U 7035 - 2202634



DIN rail housing, 8U, Housing cover, width: 18.9 mm, height: 87.8 mm, depth: 26 mm, color: light gray (7035)

Housing cover - ME-IO 18,8 C 10U 7035 - 2202630



DIN rail housing, 10U, Housing cover, width: 18.9 mm, height: 109.8 mm, depth: 26 mm, color: light gray (7035)

Housing cover - ME-IO 18,8 C 2U MC10 7035 - 2202582



DIN rail housing, 2U for marking lid, Housing cover, width: 18.9 mm, height: 21.9 mm, depth: 26 mm, color: light gray (7035)

Housing cover - ME-IO 18,8 C 2U MC18 7035 - 2202581



DIN rail housing, 2U for marking lid, Housing cover, width: 18.9 mm, height: 21.9 mm, depth: 26 mm, color: light gray (7035)

Mounting base housing - ME-IO 18,8 B 10U TBUS 7035 - 2202506

Accessories

Filler plugs - ME-IO 18,8 F-LR 7035 - 2202635



DIN rail housing, Filler plugs, for closing the Lock and Release area, width: 11.7 mm, height: 16.1 mm, depth: 10.6 mm, color: light gray (7035)

DIN rail connector

DIN rail bus connectors - ME 18,8 TBUS 1,5/5-ST-3,81KMGY - 2201813



DIN rail connector, number of positions: 5, pitch: 3.81 mm, color: light gray, contact surface: Gold, Articles with gold-plated contacts, bus connectors for connecting with electronic housings

DIN rail bus connectors - TBUS8-18,8-PPPPPPPP-7035 - 2202396



DIN rail connector, number of positions: 8, pitch: 2.54 mm, color: light gray, 8 parallel contacts

DIN rail bus connectors - TBUS8-18,8-PPPPPPPS-7035 - 2202399



DIN rail connector, number of positions: 8, pitch: 2.54 mm, color: light gray, 7 parallel contacts/1 series contact

DIN rail bus connectors - TBUS8-18,8-PPPPPPSS-7035 - 2202403



DIN rail connector, number of positions: 8, pitch: 2.54 mm, color: light gray, 6 parallel contacts/2 series contacts

Fiber optic

Mounting base housing - ME-IO 18,8 B 10U TBUS 7035 - 2202506

Accessories

Fiber optic - HS LC-H-D2/ R2XC1-2,54 - 2202316



Light guides, passive, rigid, can be used for the ME, ME-MAX, ME-IO, ME PLC, and EH housing ranges (housing must be processed)

Fiber optic - HS LC-H-D2/ R2XC2-2,54 - 2202317



Light guides, passive, rigid, can be used for the ME, ME-MAX, ME-IO, ME PLC, and EH housing ranges (housing must be processed)

Fiber optic - HS LC-H-D2/ R2XC5-2,54 - 2202318



Light guides, passive, rigid, can be used for the ME, ME-MAX, ME-IO, ME PLC, and EH housing ranges (housing must be processed)

Fiber optic - HS LC-H-D2/ R2XC10-2,54 - 2202319



Light guides, passive, rigid, can be used for the ME, ME-MAX, ME-IO, ME PLC, and EH housing ranges (housing must be processed)

Fiber optic - HS LC-H-D2/ R4XC2-2,54 - 2202320



Light guides, passive, rigid, can be used for the ME, ME-MAX, ME-IO, ME PLC, and EH housing ranges (housing must be processed)

Mounting base housing - ME-IO 18,8 B 10U TBUS 7035 - 2202506

Accessories

Fiber optic - HS LC-H-D2/ R4XC5-2,54 - 2202321



Light guides, passive, rigid, can be used for the ME, ME-MAX, ME-IO, ME PLC, and EH housing ranges (housing must be processed)

Fiber optic - HS LC-H-D2/ R4XC9-2,54 - 2202322



Light guides, passive, rigid, can be used for the ME, ME-MAX, ME-IO, ME PLC, and EH housing ranges (housing must be processed)

Fiber optic - HS LC-H-D2/ R4XC10-2,54 - 2202323



Light guides, passive, rigid, can be used for the ME, ME-MAX, ME-IO, ME PLC, and EH housing ranges (housing must be processed)

Fiber optic - HS LC-H-D2/ R2XC4-2,54 - 2202531



Light guides, passive, rigid, can be used for the ME, ME-MAX, ME-IO, ME PLC, and EH housing ranges (housing must be processed)

Fiber optic - HS LC-H-D2/ R4XC4-2,54 - 2202532



Light guides, passive, rigid, can be used for the ME, ME-MAX, ME-IO, ME PLC, and EH housing ranges (housing must be processed)

Ground contact

Mounting base housing - ME-IO 18,8 B 10U TBUS 7035 - 2202506

Accessories

Functional earth ground contact - ME BUS FE CONTACT - 2278076



DIN rail housing, FE contact, color: silver

Mounting material

Cover - ME-IO 18,8 MC 8U TRANS - 2202627



DIN rail housing, 8U, Marking lid, width: 18.8 mm, height: 110.95 mm, color: transparent

Locking - HSC-LR 9U KIT 2003 - 2201794



DIN rail housing, 9U, Lock and Release system, width: 16.1 mm, height: 111.8 mm, depth: 8.8 mm, color: orange (2003)

Locking - HSC-LR 7U KIT 2003 - 2201795



DIN rail housing, 7U, Lock and Release system, width: 16.1 mm, height: 89.95 mm, depth: 8.8 mm, color: orange (2003)

Locking - HSC-LR 5U KIT 2003 - 2201796



DIN rail housing, 5U, Lock and Release system, width: 16.1 mm, height: 67.95 mm, depth: 8.8 mm, color: orange

Mounting base housing - ME-IO 18,8 B 10U TBUS 7035 - 2202506

Accessories

Locking - HSC-LR 3U KIT 2003 - 2201797



DIN rail housing, 3U, Lock and Release system, width: 16.1 mm, height: 45.95 mm, depth: 8.8 mm, color: orange

Cover - ME-IO 18,8 MC 8U TRANS - 2202627



DIN rail housing, 8U, Marking lid, width: 18.8 mm, height: 110.95 mm, color: transparent

Base latch - ME-IO 18,8 FOOT CATCH KIT - 2201812



Base latch, for DIN rail mounting, with spring included

PCB headers

Feed-through header - HSCH 2,5-3U/12 9005 - 2201788



PCB headers, nominal current: 8 A, rated voltage (III/2): 300 V, nominal cross section: 2.5 mm², number of positions: 12, pitch: 5 mm, color: black, contact surface: Tin, mounting: Wave soldering, pin layout: Linear pinning, solder pin [P]: 3.8 mm

Feed-through header - HSCH 2,5-2U/ 8 9005 - 2201789



PCB headers, nominal current: 8 A, rated voltage (III/2): 300 V, nominal cross section: 2.5 mm², number of positions: 8, pitch: 5 mm, color: black, contact surface: Tin, mounting: Wave soldering, pin layout: Linear pinning, solder pin [P]: 3.8 mm

Mounting base housing - ME-IO 18,8 B 10U TBUS 7035 - 2202506

Accessories

Feed-through header - HSCH 2,5-2U-TTTT 9005 - 2201790



PCB headers, nominal current: 8 A, rated voltage (III/2): 300 V, nominal cross section: 2.5 mm², number of positions: 4, pitch: 5 mm, color: black, contact surface: Tin, mounting: Wave soldering, pin layout: Linear pinning, solder pin [P]: 3.8 mm

Feed-through header - HSCH 2,5-2U-2220 9005 - 2201792



PCB headers, nominal current: 8 A, rated voltage (III/2): 300 V, nominal cross section: 2.5 mm², number of positions: 6, pitch: 5 mm, color: black, contact surface: Tin, mounting: Wave soldering, pin layout: Linear pinning, solder pin [P]: 3.8 mm

Feed-through header - HSCH 1,5-3U/18 9005 - 2202232



PCB headers, nominal current: 8 A, rated voltage (III/2): 160 V, nominal cross section: 1.5 mm², number of positions: 18, pitch: 3.45 mm, color: black, contact surface: Tin, mounting: Wave soldering, pin layout: Linear pinning, solder pin [P]: 3.8 mm

Feed-through header - HSCH 1,5-2U/12 9005 - 2202233



PCB headers, nominal current: 8 A, rated voltage (III/2): 160 V, nominal cross section: 1.5 mm², number of positions: 12, pitch: 3.45 mm, color: black, contact surface: Tin, mounting: Wave soldering, pin layout: Linear pinning, solder pin [P]: 3.8 mm

PCB plug

Printed-circuit board connector - HSCP-SP 2,5-1U4-7035 - 2201780



PCB connector, nominal current: 8 A, rated voltage (III/2): 300 V, nominal cross section: 2.5 mm², number of positions: 4, pitch: 5 mm, connection method: Push-in spring connection, color: light gray, contact surface: Tin, Color of the spring lever: orange

Mounting base housing - ME-IO 18,8 B 10U TBUS 7035 - 2202506

Accessories

Printed-circuit board connector - HSCP-SP 2,5-1UTT-7035 - 2201781



PCB connector, nominal current: 8 A, rated voltage (III/2): 300 V, nominal cross section: 2.5 mm², number of positions: 2, pitch: 5 mm, connection method: Push-in spring connection, color: light gray, contact surface: Tin, Color of the spring lever: orange

Printed-circuit board connector - HSCP-SP 2,5-1U20-7035 - 2201782



PCB connector, nominal current: 8 A, rated voltage (III/2): 300 V, nominal cross section: 2.5 mm², number of positions: 2, pitch: 5 mm, connection method: Push-in spring connection, color: light gray, contact surface: Tin, Color of the spring lever: orange

Printed-circuit board connector - HSCP-SP 2,5-1U-00 CPX - 2202585



PCB connector, nominal current: 8 A, rated voltage (III/2): 300 V, nominal cross section: 2.5 mm², connection method: Push-in spring connection

Printed-circuit board connector - HSCP-SP 2,5-1UTT-55/55-7035 - 2202607



PCB connector, nominal current: 8 A, rated voltage (III/2): 300 V, nominal cross section: 2.5 mm², number of positions: 2, pitch: 5 mm, connection method: Push-in spring connection, color: light gray, contact surface: Tin, Color of the spring levers: green, green / green, green

Printed-circuit board connector - HSCP-SP 2,5-1U4-00/00-7035 - 2202569



PCB connector, nominal current: 8 A, rated voltage (III/2): 300 V, nominal cross section: 2.5 mm², number of positions: 4, pitch: 5 mm, connection method: Push-in spring connection, color: light gray, contact surface: Tin, Color of the spring levers: black, black / black, black

Mounting base housing - ME-IO 18,8 B 10U TBUS 7035 - 2202506

Accessories

Printed-circuit board connector - HSCP-SP 2,5-1U4-22/22-7035 - 2202572



PCB connector, nominal current: 8 A, rated voltage (III/2): 300 V, nominal cross section: 2.5 mm², number of positions: 4, pitch: 5 mm, connection method: Push-in spring connection, color: light gray, contact surface: Tin, Color of the spring levers: red, red / red, red

Printed-circuit board connector - HSCP-SP 2,5-1U4-66/66-7035 - 2202570



PCB connector, nominal current: 8 A, rated voltage (III/2): 300 V, nominal cross section: 2.5 mm², number of positions: 4, pitch: 5 mm, connection method: Push-in spring connection, color: light gray, contact surface: Tin, Color of the spring levers: blue, blue / blue, blue

Printed-circuit board connector - HSCP-SP 2,5-1U4-55/55-7035 - 2202571



PCB connector, nominal current: 8 A, rated voltage (III/2): 300 V, nominal cross section: 2.5 mm², number of positions: 4, pitch: 5 mm, connection method: Push-in spring connection, color: light gray, contact surface: Tin, Color of the spring levers: green, green / green, green

Printed-circuit board connector - HSCP-SP 2,5-1U4-99/99-7035 - 2202568



PCB connector, nominal current: 8 A, rated voltage (III/2): 300 V, nominal cross section: 2.5 mm², number of positions: 4, pitch: 5 mm, connection method: Push-in spring connection, color: light gray, contact surface: Tin, Color of the spring levers: white, white / white, white

Printed-circuit board connector - HSCP-SP 2,5-1UTT-62/62-7035 - 2202606



PCB connector, nominal current: 8 A, rated voltage (III/2): 300 V, nominal cross section: 2.5 mm², number of positions: 2, pitch: 5 mm, connection method: Push-in spring connection, color: light gray, contact surface: Tin, Spring opener color: blue, red/blue, red

Mounting base housing - ME-IO 18,8 B 10U TBUS 7035 - 2202506

Accessories

Printed-circuit board connector - HSCP-SP 2,5-1U4-69/69-7035 - 2202605



PCB connector, nominal current: 8 A, rated voltage (III/2): 300 V, nominal cross section: 2.5 mm², number of positions: 4, pitch: 5 mm, connection method: Push-in spring connection, color: light gray, contact surface: Tin, Spring opener color: blue, white/blue, white

Printed-circuit board connector - HSCP-SP 2,5-1U4-99/62-7035 - 2202608



PCB connector, nominal current: 8 A, rated voltage (III/2): 300 V, nominal cross section: 2.5 mm², number of positions: 4, pitch: 5 mm, connection method: Push-in spring connection, color: light gray, contact surface: Tin, Spring opener color: white, white/blue, red

Printed-circuit board connector - HSCP-SP 2,5-1U4-29/29-7035 - 2203192



PCB connector, nominal current: 8 A, rated voltage (III/2): 300 V, nominal cross section: 2.5 mm², number of positions: 4, pitch: 5 mm, connection method: Push-in spring connection, color: light gray, contact surface: Tin, Spring opener color: red, white/red, white

Printed-circuit board connector - HSCP-SP 2,5-1U4-62/59-7035 - 2203194



PCB connector, nominal current: 8 A, rated voltage (III/2): 300 V, nominal cross section: 2.5 mm², number of positions: 4, pitch: 5 mm, connection method: Push-in spring connection, color: light gray, contact surface: Tin, Spring opener color: blue, red/green, white

Printed-circuit board connector - HSCP-SP 2,5-1U4-65/65-7035 - 2203195



PCB connector, nominal current: 8 A, rated voltage (III/2): 300 V, nominal cross section: 2.5 mm², number of positions: 4, pitch: 5 mm, connection method: Push-in spring connection, color: light gray, contact surface: Tin, Spring opener color: blue, green/blue, green

Mounting base housing - ME-IO 18,8 B 10U TBUS 7035 - 2202506

Accessories

Printed-circuit board connector - HSCP-SP 1,5-1U6-7035 - 2202234



PCB connector, nominal current: 8 A, rated voltage (III/2): 160 V, nominal cross section: 1.5 mm², number of positions: 6, pitch: 3.45 mm, connection method: Push-in spring connection, color: light gray, contact surface: Tin, Color of the spring lever: orange

Printed-circuit board connector - HSCP-SP 1,5-1U6-629/629-7035 - 2202609



PCB connector, nominal current: 8 A, rated voltage (III/2): 160 V, nominal cross section: 1.5 mm², number of positions: 6, pitch: 3.45 mm, connection method: Push-in spring connection, color: light gray, Spring opener color: blue, red, white/blue, red, white

Necessary add-on products

Feed-through header - HSCH 2,5-3U/12 9005 - 2201788



PCB headers, nominal current: 8 A, rated voltage (III/2): 300 V, nominal cross section: 2.5 mm², number of positions: 12, pitch: 5 mm, color: black, contact surface: Tin, mounting: Wave soldering, pin layout: Linear pinning, solder pin [P]: 3.8 mm

Feed-through header - HSCH 2,5-2U/ 8 9005 - 2201789



PCB headers, nominal current: 8 A, rated voltage (III/2): 300 V, nominal cross section: 2.5 mm², number of positions: 8, pitch: 5 mm, color: black, contact surface: Tin, mounting: Wave soldering, pin layout: Linear pinning, solder pin [P]: 3.8 mm

Feed-through header - HSCH 2,5-2U-TTTT 9005 - 2201790



PCB headers, nominal current: 8 A, rated voltage (III/2): 300 V, nominal cross section: 2.5 mm², number of positions: 4, pitch: 5 mm, color: black, contact surface: Tin, mounting: Wave soldering, pin layout: Linear pinning, solder pin [P]: 3.8 mm

Mounting base housing - ME-IO 18,8 B 10U TBUS 7035 - 2202506

Accessories

Feed-through header - HSCH 2,5-2U-2220 9005 - 2201792



PCB headers, nominal current: 8 A, rated voltage (III/2): 300 V, nominal cross section: 2.5 mm², number of positions: 6, pitch: 5 mm, color: black, contact surface: Tin, mounting: Wave soldering, pin layout: Linear pinning, solder pin [P]: 3.8 mm

Locking - HSC-LR 5U KIT 2003 - 2201796



DIN rail housing, 5U, Lock and Release system, width: 16.1 mm, height: 67.95 mm, depth: 8.8 mm, color: orange

Locking - HSC-LR 3U KIT 2003 - 2201797



DIN rail housing, 3U, Lock and Release system, width: 16.1 mm, height: 45.95 mm, depth: 8.8 mm, color: orange

Locking - HSC-LR 7U KIT 2003 - 2201795



DIN rail housing, 7U, Lock and Release system, width: 16.1 mm, height: 89.95 mm, depth: 8.8 mm, color: orange (2003)

Locking - HSC-LR 9U KIT 2003 - 2201794



DIN rail housing, 9U, Lock and Release system, width: 16.1 mm, height: 111.8 mm, depth: 8.8 mm, color: orange (2003)

Phoenix Contact 2020 © - all rights reserved
<http://www.phoenixcontact.com>

PHOENIX CONTACT GmbH & Co. KG
Flachsmarktstr. 8
32825 Blomberg
Germany
Tel. +49 5235 300
Fax +49 5235 3 41200
<http://www.phoenixcontact.com>