

## Sleeve housing - VC-K-T2-Z-M25 - 1852948

Please be informed that the data shown in this PDF Document is generated from our Online Catalog. Please find the complete data in the user's documentation. Our General Terms of Use for Downloads are valid (<http://phoenixcontact.com/download>)



Sleeve housings, Sleeve housing, type: VC2, housing material: Polyamide, color: gray. When using fiber optics, the bending radii of the cable manufacturers must be observed.


### Your advantages

- ✓ Seals with two cable entries are available
- ✓ Angled cable outlet so the cable can be routed as desired, from the side and straight

RoHS

IP65

### Key Commercial Data

Packing unit	5 pc
GTIN	 4 017918 970826
GTIN	4017918970826

### Technical data

#### Dimensions

Height	65 mm
--------	-------

#### Ambient conditions

Degree of protection	IP65
Ambient temperature (operation)	-40 °C ... 80 °C

#### General

Note	When using fiber optics, the bending radii of the cable manufacturers must be observed.
Type	VC2
Degree of protection	IP65
Flammability rating according to UL 94	V0
Locking type	Screw locking, cylinder head
Fixing screws	M4
Tightening torque, mounting screw	1.5 Nm ±0.3 Nm
Type of the screw connection	M25

# Sleeve housing - VC-K-T2-Z-M25 - 1852948

## Technical data

### General

Cable outlet	Angled
Housing material	Polyamide
Seal material	EPDM
Ambient temperature (operation)	-40 °C ... 80 °C

### Standards and Regulations

Flammability rating according to UL 94	V0
Safety note	WARNING: The connectors may not be plugged in or disconnected under load. Ignoring the warning or improper use may damage persons and/or property.
	• WARNING: Commission properly functioning products only. The products must be regularly inspected for damage. Decommission defective products immediately. Replace damaged products. Repairs are not possible.
	• WARNING: Only electrically qualified personnel may install and operate the product. They must observe the following safety notes. The qualified personnel must be familiar with the basics of electrical engineering. They must be able to recognize and prevent danger. The relevant symbol on the packaging indicates that only personnel familiar with electrical engineering are allowed to install and operate the product.
	• The products are suitable for applications in plant, controller, and electrical device engineering.
	• When operating the connectors in outdoor applications, they must be separately protected against environmental influences.
	• Assembled products may not be manipulated or improperly opened.
	• Only use mating connectors that are specified in the technical data of the standards listed (e.g. the ones listed in the product accessories online at <a href="https://www.phoenixcontact.com/products">phoenixcontact.com/products</a> ).
	• When using the product in direct connection with third-party manufacturers, the user is responsible.
	• For operating voltages > 50 V AC, conductive connector housings must be grounded
	• Ensure that the protective or functional ground has been properly connected.
	• VDE 0100/1.97 § 411.1.3.2 and DIN EN 60 204/11.98 § 14.1.3 are applicable when combining several circuits in a cable and/or connector
	• Observe the corresponding technical data. You will find information: <ul style="list-style-type: none"> <li>o On the product</li> <li>o On the packing label</li> <li>o In the supplied documentation</li> <li>o Online at <a href="https://www.phoenixcontact.com/products">phoenixcontact.com/products</a> under the product</li> </ul>
	• Only use tools recommended by Phoenix Contact
	• The installation notes/Design In documents online on the download page at <a href="https://www.phoenixcontact.com/products">phoenixcontact.com/products</a> must be observed for this product.
	• Use a protective cap to protect connectors that are not in use. The suitable accessories are available online in the accessory section of the product at <a href="https://www.phoenixcontact.com/products">phoenixcontact.com/products</a>
	• Operate the connector only when it is fully plugged in.
	• Ensure that when laying the cable, the tensile load on the connectors does not exceed the upper limit specified in the standards.

## Sleeve housing - VC-K-T2-Z-M25 - 1852948

### Technical data

#### Standards and Regulations

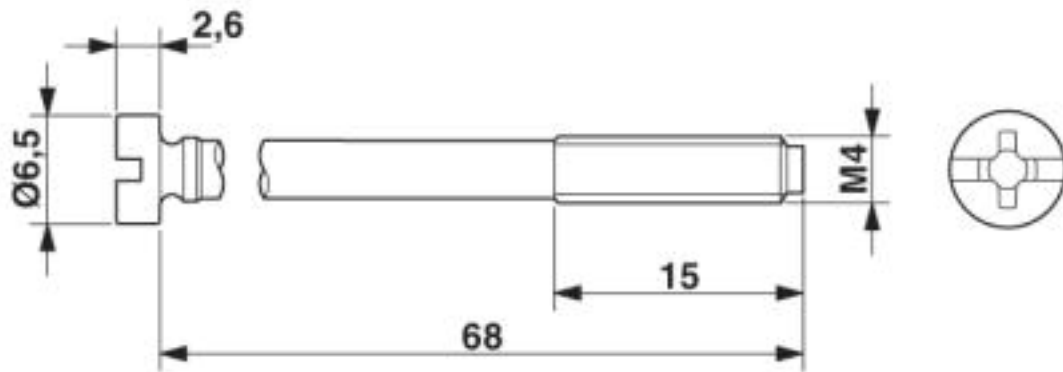
	• Observe the minimum bending radius of the cable. Lay the cable without twisting it.
--	---

#### Environmental Product Compliance

China RoHS	Environmentally friendly use period: unlimited = EFUP-e
	No hazardous substances above threshold values

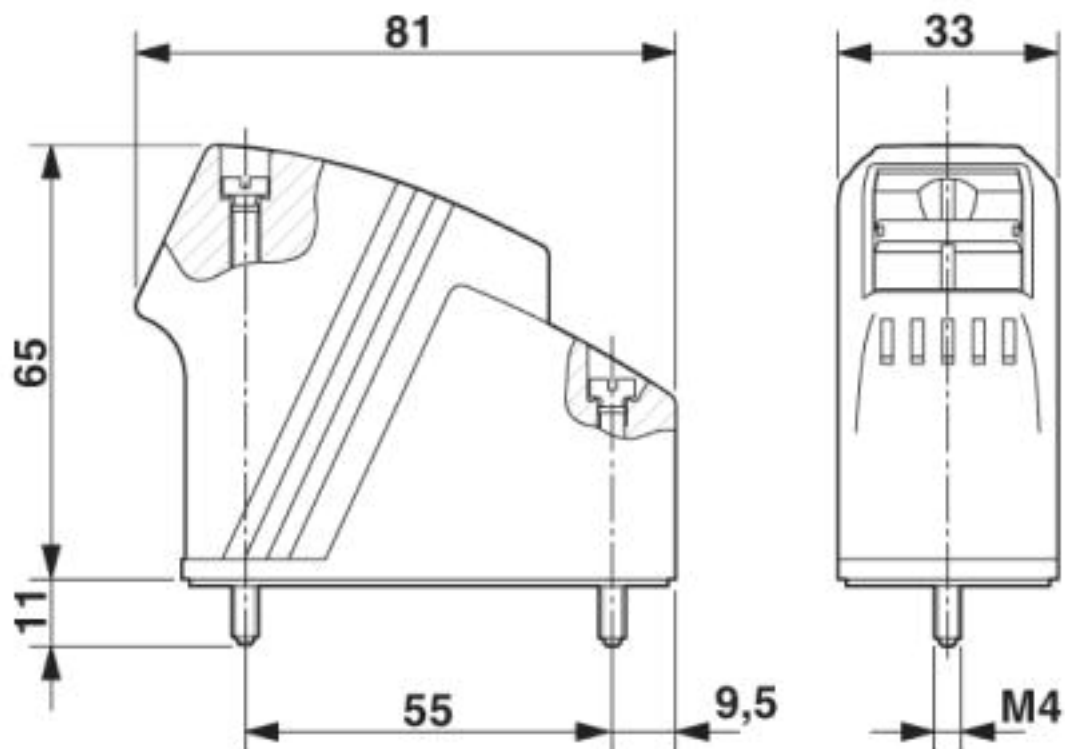
### Drawings

Dimensional drawing

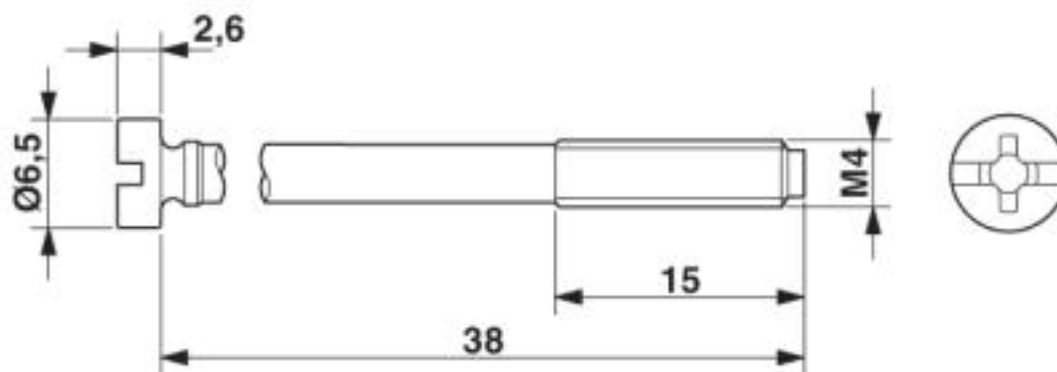


## Sleeve housing - VC-K-T2-Z-M25 - 1852948

Dimensional drawing



Dimensional drawing



### Classifications

eCl@ss

eCl@ss 10.0.1	27440202
eCl@ss 4.0	27140800
eCl@ss 4.1	27140800
eCl@ss 5.0	27371200
eCl@ss 5.1	27261200
eCl@ss 6.0	27261200

## Sleeve housing - VC-K-T2-Z-M25 - 1852948

### Classifications

#### eCl@ss

eCl@ss 7.0	27440202
eCl@ss 8.0	27440202
eCl@ss 9.0	27440202

#### ETIM

ETIM 2.0	EC000437
ETIM 3.0	EC000437
ETIM 4.0	EC000437
ETIM 5.0	EC000437
ETIM 6.0	EC000437
ETIM 7.0	EC000437

#### UNSPSC

UNSPSC 6.01	31261501
UNSPSC 7.0901	31261501
UNSPSC 11	31261501
UNSPSC 12.01	31261501
UNSPSC 13.2	31261501
UNSPSC 18.0	31261501
UNSPSC 19.0	31261501
UNSPSC 20.0	31261501
UNSPSC 21.0	31261501

### Accessories

#### Accessories

##### Full screw connection

Cable gland - HC-K-KV-M25(11-17) - 1690639



Plastic screw connection up to 5 bar, thread length: 8 mm, cable diameter: 11 - 17 mm, WAF 29, screw connection: M25

Cable gland - G-INS-M25-M68L-PEPDS-LG - 1424516



Cable gland, cable gland material: PA, external cable diameter 9 mm ... 17 mm, shielding: no, connecting thread: M25 x 1.5, color: lightgrey RAL 7035

## Sleeve housing - VC-K-T2-Z-M25 - 1852948

### Accessories

Cable gland - G-INS-M25-L68N-PNES-LG - 1424472



Cable gland, cable gland material: PA, external cable diameter 13 mm ... 18 mm, shielding: no, connecting thread: M25 x 1.5, color: lightgrey RAL 7035

---

### Protective cover

Protective covers - VC-SD2 - 1853683



Protective cover, Protective covers, type: VC2, housing material: PA 6, color: gray

---

Protective covers - VC-SD-T2 - 1886731



Protective cover, Protective covers, type: VC2, housing material: PA 6, color: gray

---

Marking label - VC-BZS WH - 1852875



Marker labels, unprinted, 5-section, for individual labeling with M-PEN or CMS system, white

---

Connector component - VC-SCHR.ZYL-B-M4X38X15-Z2L-V4A - 1628354



M4x38x15 mm cylinder screw as replacement for VC sleeve housing

## Sleeve housing - VC-K-T2-Z-M25 - 1852948

### Accessories

Connector component - VC-SCHR.ZYL-B-M4X68X15-Z2L-V4A - 1628355



M4x68x15 mm cylinder screw as replacement for VC sleeve housing

---

Connector component - VC-O-RING 3X1,5 NBR-NT70:100 - 1628356



O-ring as replacement for VC sleeve housing

---

Marking label - VC-BZS WH - 1852875



Marker labels, unprinted, 5-section, for individual labeling with M-PEN or CMS system, white

---

Phoenix Contact 2020 © - all rights reserved  
<http://www.phoenixcontact.com>

PHOENIX CONTACT GmbH & Co. KG  
Flachsmarktstr. 8  
32825 Blomberg  
Germany  
Tel. +49 5235 300  
Fax +49 5235 3 41200  
<http://www.phoenixcontact.com>