

## D-SUB panel mounting frames - VS-09-A-GC-ST/ST - 1689705


Please be informed that the data shown in this PDF Document is generated from our Online Catalog. Please find the complete data in the user's documentation. Our General Terms of Use for Downloads are valid (<http://phoenixcontact.com/download>)



D-SUB panel mounting frame, shell size 1, with nine signal contacts, pin, gender changer, shielded, IP67 degree of protection



### Key Commercial Data

Packing unit	5 pc
GTIN	 4 017918 929053
GTIN	4017918929053

### Technical data

#### Mechanical characteristics

Overvoltage category	III
Degree of pollution	2
Weight	18.21 g

#### Ambient conditions

Ambient temperature (operation)	-40 °C ... 80 °C
---------------------------------	------------------

#### Material data

Contact surface material	Hard gold-plated over nickel
Contact material	Copper alloy
Contact carrier material	Polyester GF
Housing material	PA
Width	24 mm
Height	27.9 mm
Length	54 mm

#### Electrical characteristics

Number of positions	9
Rated current	5 A

## D-SUB panel mounting frames - VS-09-A-GC-ST/ST - 1689705

### Technical data

#### Electrical characteristics

Overvoltage category	III
Degree of pollution	2
Rated voltage (III/3)	125 V

#### Standards and Regulations

Flammability rating according to UL 94	V0
Safety note	WARNING: The connectors may not be plugged in or disconnected under load. Ignoring the warning or improper use may damage persons and/or property.
	• WARNING: Commission properly functioning products only. The products must be regularly inspected for damage. Decommission defective products immediately. Replace damaged products. Repairs are not possible.
	• WARNING: Only electrically qualified personnel may install and operate the product. They must observe the following safety notes. The qualified personnel must be familiar with the basics of electrical engineering. They must be able to recognize and prevent danger. The relevant symbol on the packaging indicates that only personnel familiar with electrical engineering are allowed to install and operate the product.
	• The products are suitable for applications in plant, controller, and electrical device engineering.
	• When operating the connectors in outdoor applications, they must be separately protected against environmental influences.
	• Assembled products may not be manipulated or improperly opened.
	• Only use mating connectors that are specified in the technical data of the standards listed (e.g. the ones listed in the product accessories online at phoenixcontact.com/products).
	• When using the product in direct connection with third-party manufacturers, the user is responsible.
	• For operating voltages > 50 V AC, conductive connector housings must be grounded
	• Only use tools recommended by Phoenix Contact
	• The installation notes/Design In documents online on the download page at phoenixcontact.com/products must be observed for this product.
	• Use a protective cap to protect connectors that are not in use. The suitable accessories are available online in the accessory section of the product at phoenixcontact.com/products
	• Operate the connector only when it is fully plugged in and interlocked.
	• Operate the connector only when it is fully plugged in.
	• Ensure that when laying the cable, the tensile load on the connectors does not exceed the upper limit specified in the standards.
	• Observe the minimum bending radius of the cable. Lay the cable without twisting it.
	• VDE 0100/1.97 § 411.1.3.2 and DIN EN 60 204/11.98 § 14.1.3 are applicable when combining several circuits in a cable and/or connector

#### Environmental Product Compliance

REACH SVHC	Lead 7439-92-1
China RoHS	Environmentally Friendly Use Period = 50 years

## D-SUB panel mounting frames - VS-09-A-GC-ST/ST - 1689705

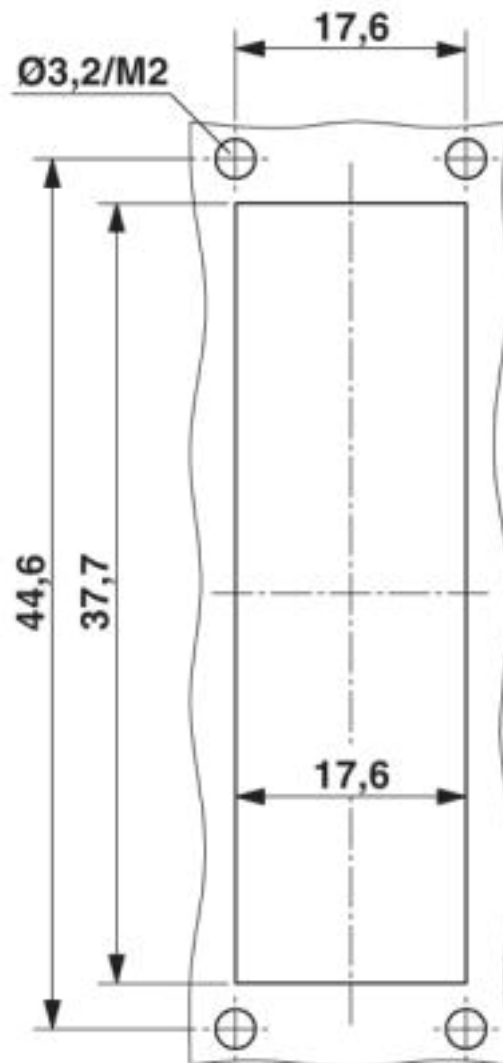
### Technical data

#### Environmental Product Compliance

	For details about hazardous substances go to tab "Downloads", Category "Manufacturer's declaration"
--	--

### Drawings

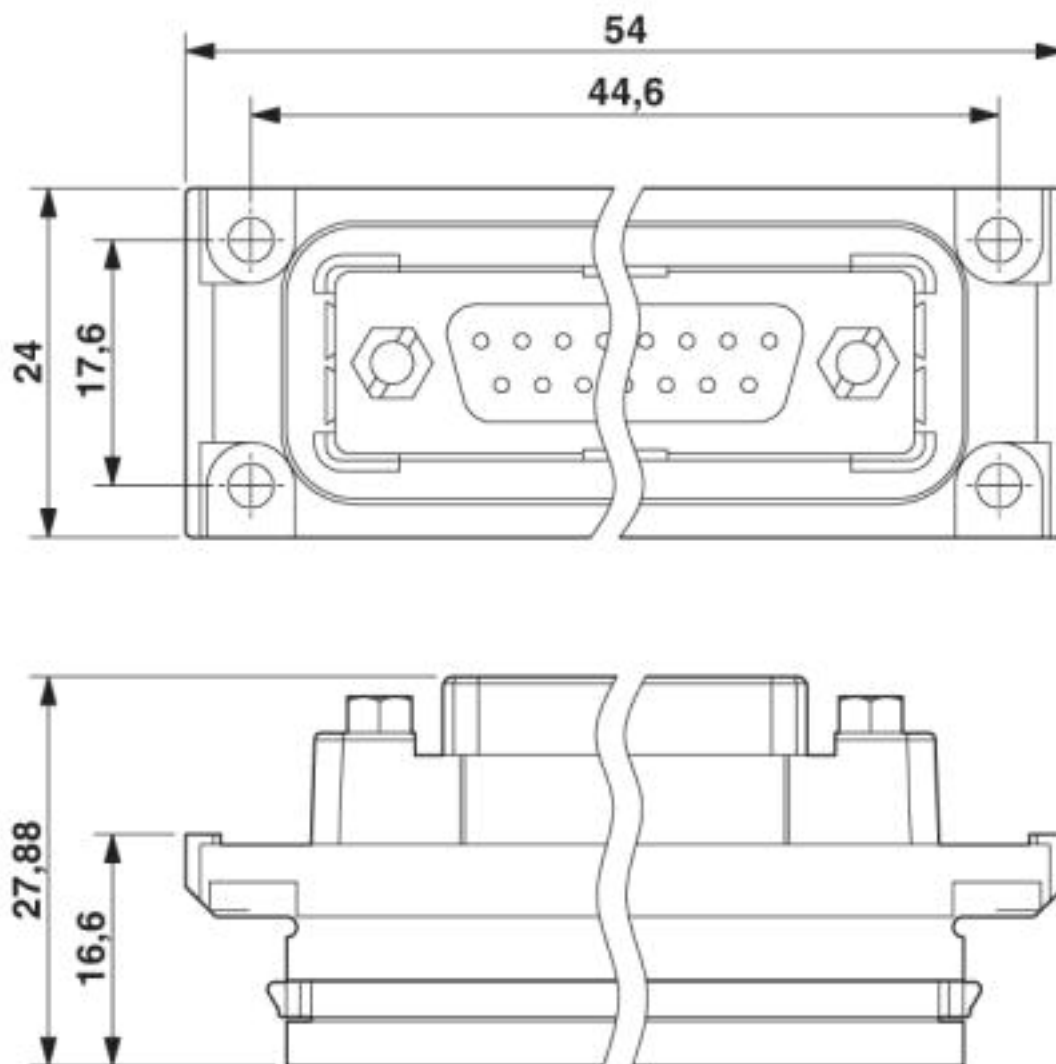
Dimensional drawing



Mounting cutout: VS-09-A...

## D-SUB panel mounting frames - VS-09-A-GC-ST/ST - 1689705

Dimensional drawing



D-SUB panel mounting frame

### Classifications

eCl@ss

eCl@ss 10.0.1	27440302
eCl@ss 4.0	27260700
eCl@ss 4.1	27260700
eCl@ss 5.0	27260700
eCl@ss 5.1	27261200
eCl@ss 6.0	27261200
eCl@ss 7.0	27440202
eCl@ss 8.0	27440213
eCl@ss 9.0	27440302

## D-SUB panel mounting frames - VS-09-A-GC-ST/ST - 1689705

### Classifications

#### ETIM

ETIM 2.0	EC000437
ETIM 3.0	EC000437
ETIM 4.0	EC000437
ETIM 5.0	EC001132
ETIM 6.0	EC001132
ETIM 7.0	EC001132

#### UNSPSC

UNSPSC 6.01	31261501
UNSPSC 7.0901	31261501
UNSPSC 11	31261501
UNSPSC 12.01	31261501
UNSPSC 13.2	39121522
UNSPSC 18.0	39121522
UNSPSC 19.0	39121522
UNSPSC 20.0	39121522
UNSPSC 21.0	39121522

### Approvals


#### Approvals

#### Approvals

#### EAC

#### Ex Approvals

#### Approval details

EAC		B.01687
-----	---	---------

### Accessories

#### Accessories

#### Protective cover

## D-SUB panel mounting frames - VS-09-A-GC-ST/ST - 1689705

### Accessories

D-SUB protective cover - VS-09-SD - 1887086

D-SUB protective cover, material: PA, size of housing: 1, color: gray



---

Phoenix Contact 2020 © - all rights reserved  
<http://www.phoenixcontact.com>

PHOENIX CONTACT GmbH & Co. KG  
Flachsmarktstr. 8  
32825 Blomberg  
Germany  
Tel. +49 5235 300  
Fax +49 5235 3 41200  
<http://www.phoenixcontact.com>