

## Contact insert - VS-09-BU-DSUB-EG - 1688803

Please be informed that the data shown in this PDF Document is generated from our Online Catalog. Please find the complete data in the user's documentation. Our General Terms of Use for Downloads are valid (<http://phoenixcontact.com/download>)

D-SUB contact insert, shell size 1, with nine signal contacts, type of contact socket, with solder cup, straight, fixing with a 3 mm hole, for panel mounting frame and sleeve housing VS-09-...




### Your advantages

- ✓ 9-pos. D-SUB connection
- ✓ Compatible with IP67 sleeve housing and panel mounting frame
- ✓ Easy mounting



### Key Commercial Data

Packing unit	10 pc
GTIN	 4 017918 822934
GTIN	4017918822934

### Technical data

#### Mechanical characteristics

Connection method	Solder cup
Overvoltage category	III
AWG solid max.	20
Degree of pollution	2
Conductor cross section	0.5 mm <sup>2</sup>
Weight	6.09 g

#### Ambient conditions

Ambient temperature (operation)	-55 °C ... 125 °C
---------------------------------	-------------------

#### Material data

Contact surface material	Hard gold-plated over nickel
Contact material	Copper alloy
Contact carrier material	PBT-GF

# Contact insert - VS-09-BU-DSUB-EG - 1688803

## Technical data

### Material data

Housing material	Steel, tin-plated
Width	14.5 mm
Height	31.19 mm
Length	12.93 mm
Mounting type	Hole

### Electrical characteristics

Number of positions	9
Rated current	5 A (at 20 °C)
Overvoltage category	III
Degree of pollution	2
Rated voltage (III/3)	125 V
Test voltage	1200 V

### Standards and Regulations

Flammability rating according to UL 94	V0
Safety note	WARNING: The connectors may not be plugged in or disconnected under load. Ignoring the warning or improper use may damage persons and/or property.
	• WARNING: Commission properly functioning products only. The products must be regularly inspected for damage. Decommission defective products immediately. Replace damaged products. Repairs are not possible.
	• WARNING: Only electrically qualified personnel may install and operate the product. They must observe the following safety notes. The qualified personnel must be familiar with the basics of electrical engineering. They must be able to recognize and prevent danger. The relevant symbol on the packaging indicates that only personnel familiar with electrical engineering are allowed to install and operate the product.
	• The products are suitable for applications in plant, controller, and electrical device engineering.
	• When operating the connectors in outdoor applications, they must be separately protected against environmental influences.
	• Assembled products may not be manipulated or improperly opened.
	• Only use mating connectors that are specified in the technical data of the standards listed (e.g. the ones listed in the product accessories online at <a href="https://www.phoenixcontact.com/products">phoenixcontact.com/products</a> ).
	• When using the product in direct connection with third-party manufacturers, the user is responsible.
	• For operating voltages > 50 V AC, conductive connector housings must be grounded
	• Only use tools recommended by Phoenix Contact
	• The installation notes/Design In documents online on the download page at <a href="https://www.phoenixcontact.com/products">phoenixcontact.com/products</a> must be observed for this product.
	• Use a protective cap to protect connectors that are not in use. The suitable accessories are available online in the accessory section of the product at <a href="https://www.phoenixcontact.com/products">phoenixcontact.com/products</a>
	• Operate the connector only when it is fully plugged in and interlocked.

## Contact insert - VS-09-BU-DSUB-EG - 1688803

### Technical data

#### Standards and Regulations

	<ul style="list-style-type: none"><li>• Operate the connector only when it is fully plugged in.</li></ul>
	<ul style="list-style-type: none"><li>• Ensure that when laying the cable, the tensile load on the connectors does not exceed the upper limit specified in the standards.</li></ul>
	<ul style="list-style-type: none"><li>• Observe the minimum bending radius of the cable. Lay the cable without twisting it.</li></ul>
	<ul style="list-style-type: none"><li>• VDE 0100/1.97 § 411.1.3.2 and DIN EN 60 204/11.98 § 14.1.3 are applicable when combining several circuits in a cable and/or connector</li></ul>

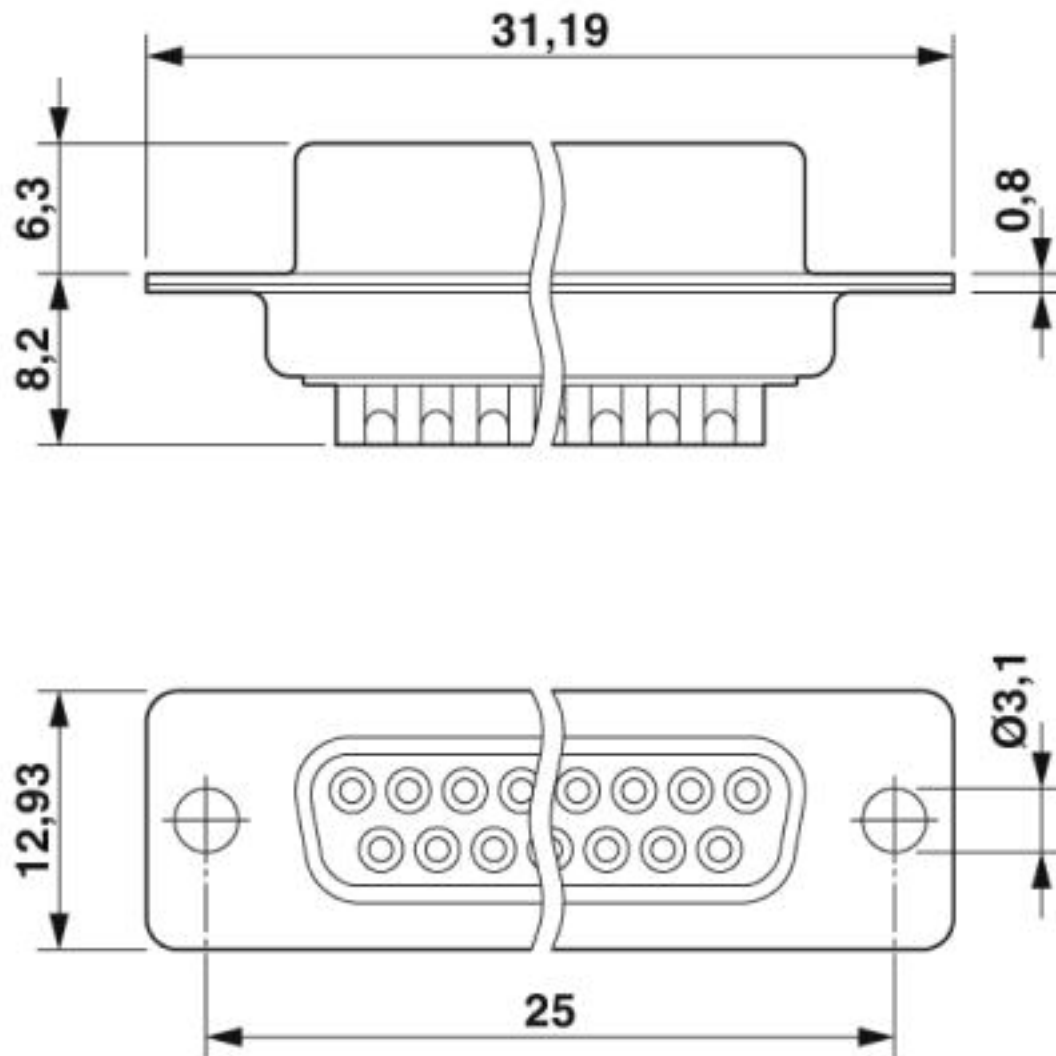
#### Environmental Product Compliance

REACH SVHC	Lead 7439-92-1
China RoHS	Environmentally Friendly Use Period = 50 years
	For details about hazardous substances go to tab "Downloads", Category "Manufacturer's declaration"

### Drawings

## Contact insert - VS-09-BU-DSUB-EG - 1688803

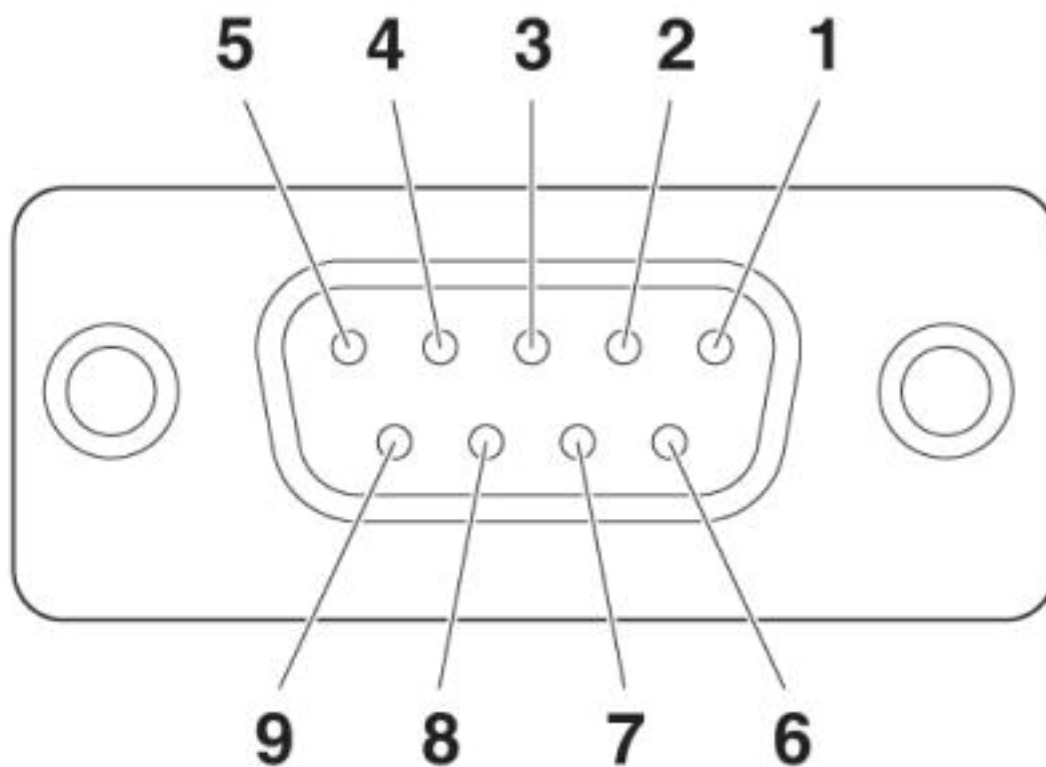
Dimensional drawing



D-SUB contact insert

## Contact insert - VS-09-BU-DSUB-EG - 1688803

Schematic diagram



### Classifications

#### eCl@ss

eCl@ss 10.0.1	27440217
eCl@ss 4.0	27260700
eCl@ss 4.1	27260700
eCl@ss 5.0	27260700
eCl@ss 5.1	27261200
eCl@ss 6.0	27261200
eCl@ss 7.0	27440205
eCl@ss 8.0	27440205
eCl@ss 9.0	27440217

#### ETIM

ETIM 2.0	EC000438
ETIM 3.0	EC000438
ETIM 4.0	EC000438
ETIM 5.0	EC000438
ETIM 6.0	EC000438
ETIM 7.0	EC000438

## Contact insert - VS-09-BU-DSUB-EG - 1688803

### Classifications

#### UNSPSC

UNSPSC 6.01	30211923
UNSPSC 7.0901	39121522
UNSPSC 11	39121522
UNSPSC 12.01	39121522
UNSPSC 13.2	39121421
UNSPSC 18.0	39121421
UNSPSC 19.0	39121421
UNSPSC 20.0	39121421
UNSPSC 21.0	39121421

### Approvals


#### Approvals

#### Approvals

UL Recognized / EAC

#### Ex Approvals

#### Approval details

UL Recognized		<a href="http://database.ul.com/cgi-bin/XYV/template/LISEXT/1FRAME/index.htm">http://database.ul.com/cgi-bin/XYV/template/LISEXT/1FRAME/index.htm</a>	FILE E 118976
---------------	---	---	---------------

EAC		B.01687
-----	---	---------

### Accessories

#### Accessories

#### Panel mounting frame

D-SUB panel mounting frames - VS-09-A - 1688366



D-SUB panel mounting frame, shell size 1, IP67 degree of protection

## Contact insert - VS-09-BU-DSUB-EG - 1688803

### Accessories

#### Sleeve housings

D-SUB sleeve housings - CUC-DST-GZNI-S/DSSC9 - 1419722



D-SUB sleeve housings, degree of protection: IP20, material: Zinc die-cast, cable outlet: straight, size of housing: 1, color: Bare metallic

D-SUB sleeve housings - CUC-DST-GZNI-S/DSFL9 - 1419746



D-SUB sleeve housings, degree of protection: IP20, material: Zinc die-cast, cable outlet: straight, size of housing: 1, color: Bare metallic

D-SUB sleeve housings - CUC-DST-GZNI-A/DSSC9 - 1419723



D-SUB sleeve housings, degree of protection: IP20, material: Zinc die-cast, cable outlet: angled, size of housing: 1, color: Bare metallic

D-SUB sleeve housings - CUC-DST-GZNI-A/DSFL9 - 1419754



D-SUB sleeve housings, degree of protection: IP20, material: Zinc die-cast, cable outlet: angled, size of housing: 1, color: Bare metallic

D-SUB sleeve housings - CUC-DST-GPME-S/DSSC9 - 1419705



D-SUB sleeve housings, degree of protection: IP20, material: ABS, metal-plated, cable outlet: straight, size of housing: 1, color: Bare metallic

## Contact insert - VS-09-BU-DSUB-EG - 1688803

### Accessories

D-SUB sleeve housings - CUC-DST-GPME-S/DSFL9 - 1419729



D-SUB sleeve housings, degree of protection: IP20, material: ABS, metal-plated, cable outlet: straight, size of housing: 1, color: Bare metallic

---

D-SUB sleeve housings - CUC-DST-GPME-A/DSSC9 - 1419706



D-SUB sleeve housings, degree of protection: IP20, material: ABS, metal-plated, cable outlet: angled, size of housing: 1, color: Bare metallic

---

D-SUB sleeve housings - VS-09-T-2M16 - 1688353



D-SUB sleeve housings, degree of protection: IP67, material: PA, cable outlet: Angled, size of housing: 1, color: gray

---

Phoenix Contact 2020 © - all rights reserved  
<http://www.phoenixcontact.com>

PHOENIX CONTACT GmbH & Co. KG  
Flachsmarktstr. 8  
32825 Blomberg  
Germany  
Tel. +49 5235 300  
Fax +49 5235 3 41200  
<http://www.phoenixcontact.com>