

## AC charging cable - EV-GBG3JK-3AC32A-5,0M6,0ESBK01 - 1624138

Please be informed that the data shown in this PDF Document is generated from our Online Catalog. Please find the complete data in the user's documentation. Our General Terms of Use for Downloads are valid (<http://phoenixcontact.com/download>)



Mobile AC charging cable, With vehicle charging connector and infrastructure charging plug, With protective caps, Housing color black-gray, With locking option for padlock, For charging electric vehicles (EV) with alternating current (AC) via GB/T vehicle charging inlets, Compatible with GB/T infrastructure charging sockets at charging stations for electromobility (EVSE), GB/T, GB/T 20234.2-2015, GB/T 18487.1-2015, 32 A / 440 V (AC), C-Line, "PHOENIX CONTACT" logo, cable: 5 m, black, straight

### Product Description


Mobile AC charging cable with Vehicle Connector and Infrastructure Plug for charging electric vehicles (EV) with alternating current (AC), via a GB/T Vehicle-Inlet, compatible with GB/T Infrastructure Socket Outlets at charging stations for E-Mobility (EVSE)

### Your advantages

- ✓ Consistent design of all Phoenix Contact Vehicle Connectors and Infrastructure Plugs
- ✓ Silver-plated surface of the power and signal contacts
- ✓ Certified in accordance with IATF 16949:2016 and ISO 9001:2015
- ✓ Convenient handling, thanks to the ergonomic handle and additional, rubber grip components
- ✓ Tested in accordance with selected tests of automotive standards LV124, LV214, LV215-2
- ✓ Reliable function of the locking lever with additional seal
- ✓ Optional locking option with a U-lock
- ✓ Consistent longitudinal water tightness prevents water ingress in the cable

RoHS

### Key Commercial Data

Packing unit	1 pc
GTIN	 4 055626 242897
GTIN	4055626242897

### Technical data

#### Product definition

Type	Mobile AC charging cable
	With vehicle charging connector and infrastructure charging plug
	With protective caps
	Housing color black-gray
	With locking option for padlock

# AC charging cable - EV-GBG3JK-3AC32A-5,0M6,0ESBK01 - 1624138

## Technical data

### Product definition

Application	For charging electric vehicles (EV) with alternating current (AC) via GB/T vehicle charging inlets
	Compatible with GB/T infrastructure charging sockets at charging stations for electromobility (EVSE)
Affixed logo	"PHOENIX CONTACT" logo
Design	C-Line
Standards/regulations	GB/T 20234.2-2015
	GB/T 18487.1-2015
Charging standard	GB/T
Charging mode	Mode 3, Case B

### Dimensions

Height	151.3 mm (Vehicle charging connector)
	151.3 mm (Infrastructure charging plug)
Width	58 mm (Vehicle charging connector)
	58 mm (Infrastructure charging plug)
Depth	238.7 mm (Vehicle charging connector)
	249.2 mm (Infrastructure charging plug)
Conductor length	5 m

### Ambient conditions

Ambient temperature (operation)	-30 °C ... 50 °C
Ambient temperature (storage/transport)	-40 °C ... 80 °C
Max. altitude	5000 m (above sea level)
Degree of protection	IP55 (plugged in; when plugged in and ready to operate, the degree of protection is only ensued if both plug-in components are original products from Phoenix Contact or suitable standard-compliant products)
	IP54 (Protective cap)

### Electrical properties

Maximum charging power	24.39 kW
Number of phases	3
Number of power contacts	5 (L1, L2, L3, N, PE)
Rated current of power contacts	32 A
Rated voltage for power contacts	440 V
Number of signal contacts	2 (CP, CC)
Rated current for signal contacts	2 A
Rated voltage for signal contacts	30 V AC
Type of signal transmission	Pulse width modulation
Note on the connection method	Crimp connection, cannot be disconnected
Resistor coding	220 Ω + 3,3 kΩ (Lever actuated)
	220 Ω (Lever not actuated)

### Mechanical properties

# AC charging cable - EV-GBG3JK-3AC32A-5,0M6,0ESBK01 - 1624138

## Technical data

### Mechanical properties

Insertion/withdrawal cycles	> 10000
Insertion force	< 100 N
Withdrawal force	< 100 N

### Design

Design line	C-Line
Housing color	black
Mating face color	black
Color handle area	gray
Actuating element color	silver
Color protective cap	black
Customer variations	On request

### Material

Housing material	Plastic
Material handle area	Soft plastic
Actuating lever material	Metal
Material protective cap	Soft plastic
Material mating face	Plastic
Material surface of contacts	Ag

### Cable

Cable structure	5 x 6.0 mm <sup>2</sup> + 1 x 0.5 mm <sup>2</sup>
Wiring standards/regulations	prEN 50620 / DIN EN 50620
Wiring class	Class 5
Wiring certifications	VDE
External cable diameter	17 mm ±0.4 mm
Type of conductor	straight
Cable resistance	≤ 0.0033 Ω/m (based on a power core, at an ambient temperature of 20°C)
Outer sheath, material	TPE-U
External sheath, color	black
Minimum bending radius	127.5 mm (7.5 x diameter)
Cable weight	max. 505 kg/km

### Locking

Locking type	Locking option for actuating lever with 4 mm U-lock
--------------	---

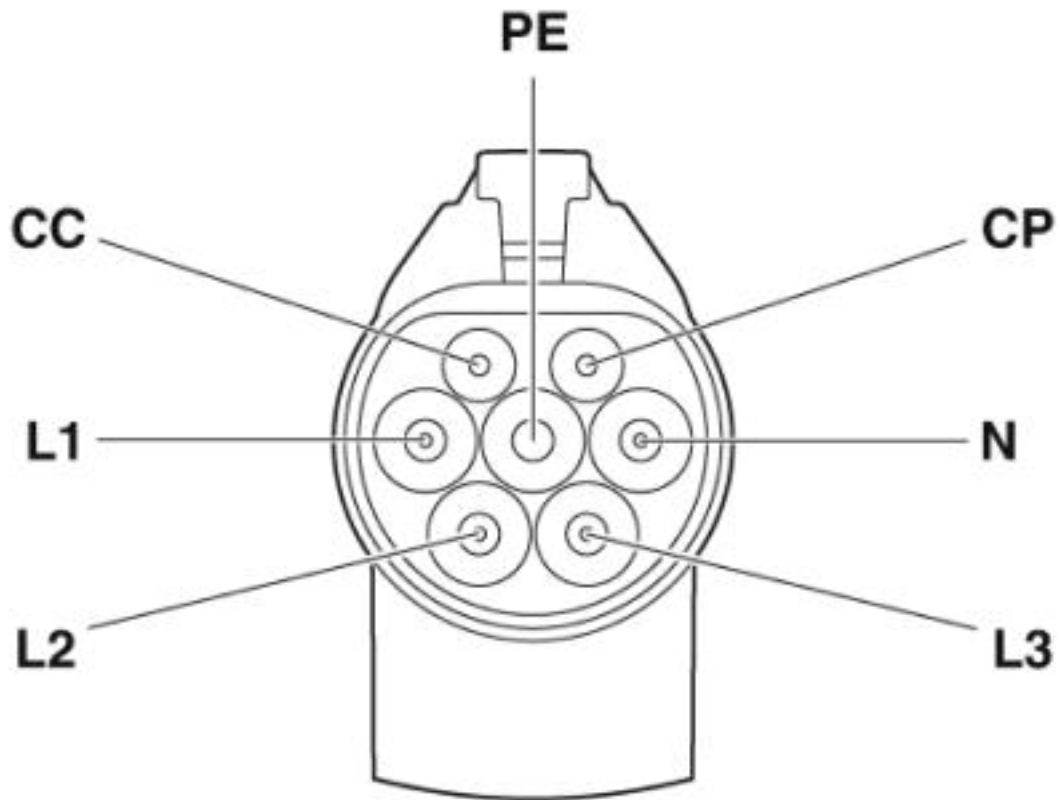
### Environmental Product Compliance

REACH SVHC	Lead 7439-92-1
China RoHS	Environmentally Friendly Use Period = 10;
	For details about hazardous substances go to tab "Downloads", Category "Manufacturer's declaration"

## AC charging cable - EV-GBG3JK-3AC32A-5,0M6,0ESBK01 - 1624138

### Drawings

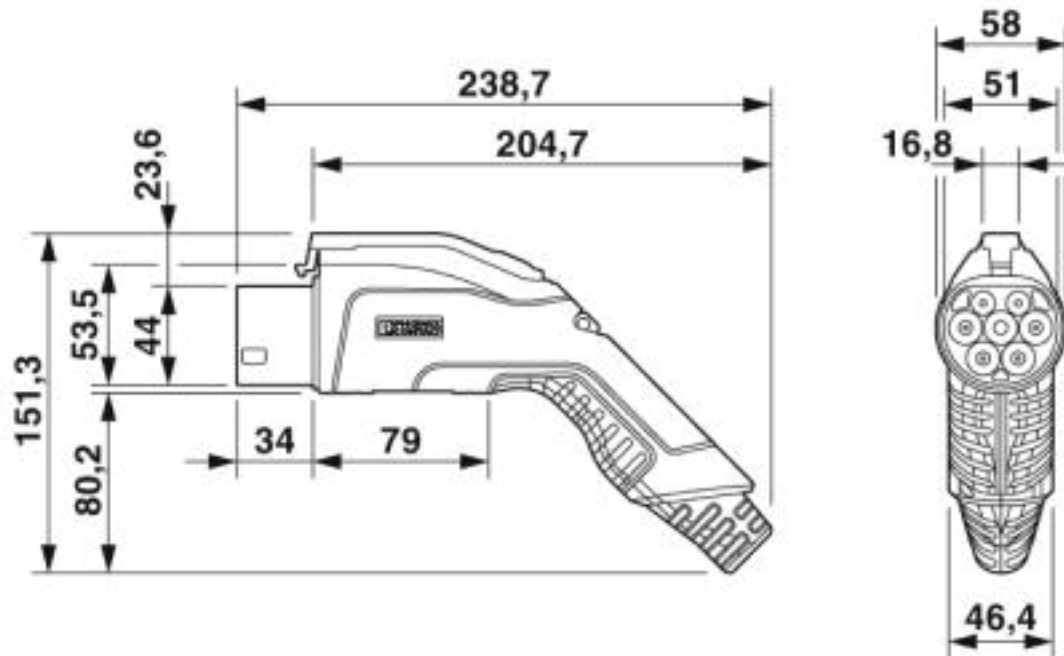
Connection diagram



Pin assignment of Infrastructure Plug

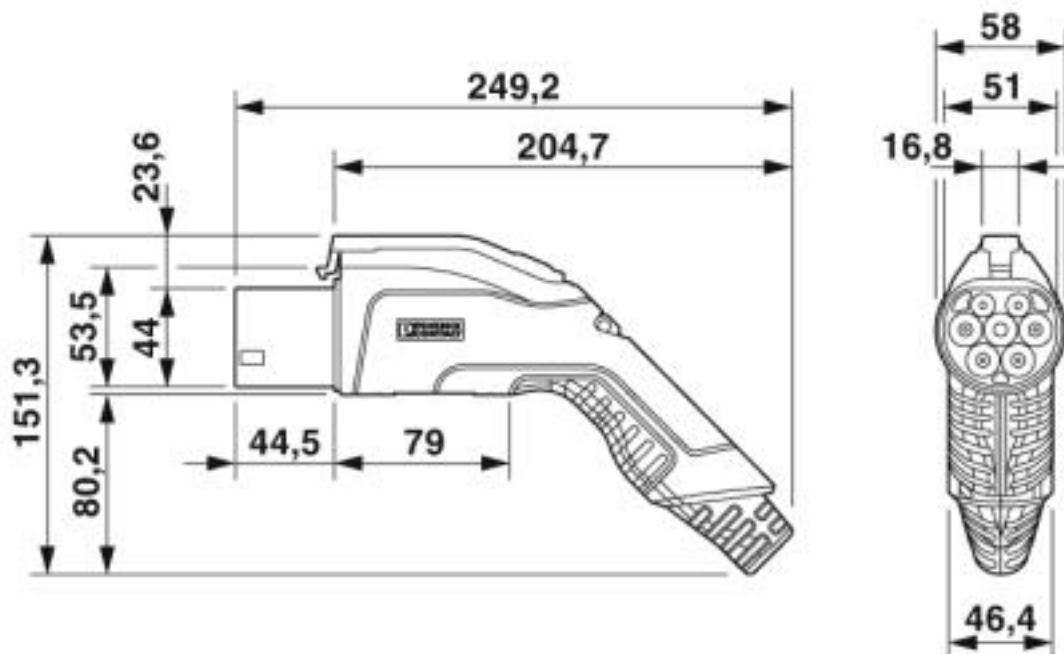
## AC charging cable - EV-GBG3JK-3AC32A-5,0M6,0ESBK01 - 1624138

Dimensional drawing



Vehicle connector

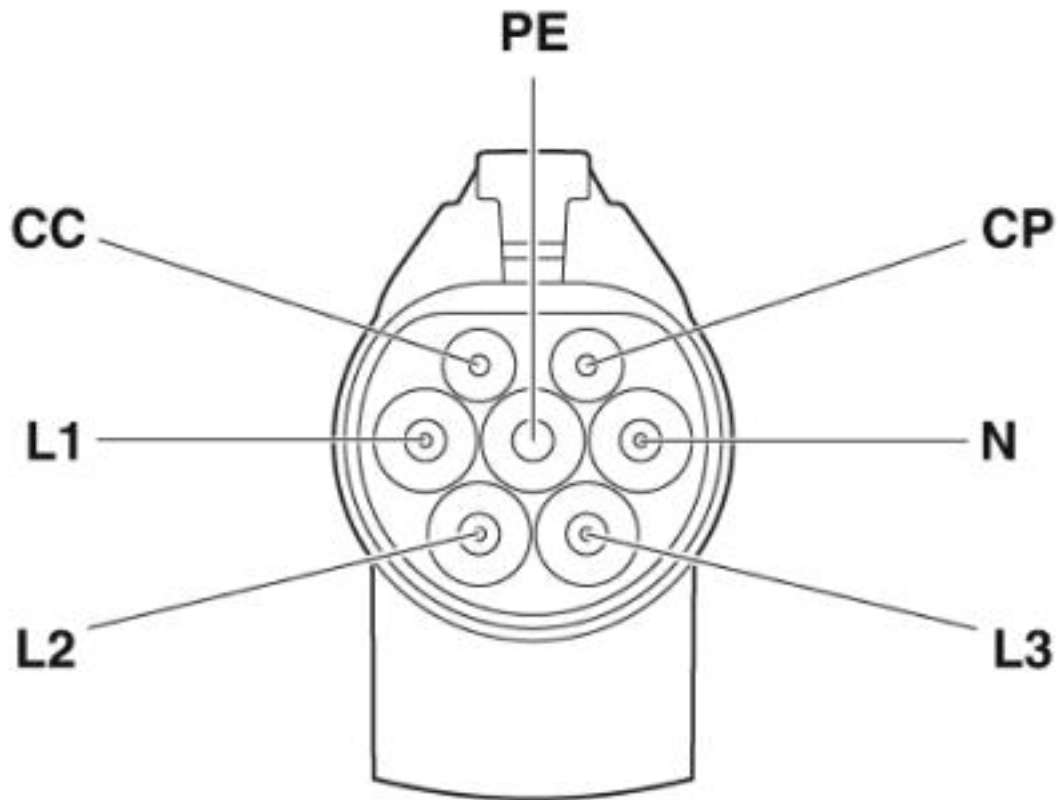
Dimensional drawing



Infrastructure plug

## AC charging cable - EV-GBG3JK-3AC32A-5,0M6,0ESBK01 - 1624138

Schematic diagram



Pin assignment of the Vehicle Connector

Schematic diagram



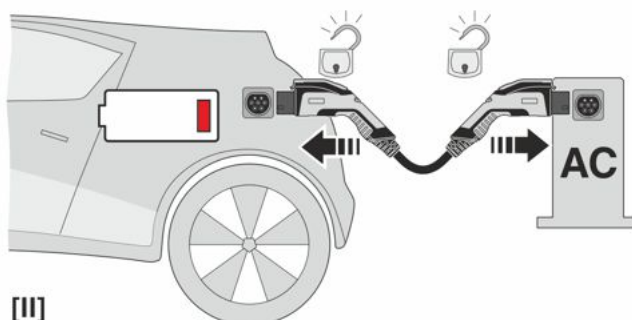
Terminology definition

## AC charging cable - EV-GBG3JK-3AC32A-5,0M6,0ESBK01 - 1624138


Schematic diagram



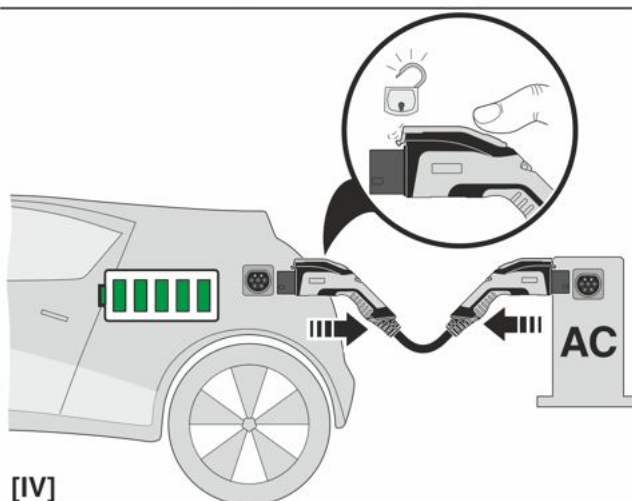
[I]



[II]



[III]



[IV]



[V]

## AC charging cable - EV-GBG3JK-3AC32A-5,0M6,0ESBK01 - 1624138

### Classifications

#### eCl@ss

eCl@ss 10.0.1	27144705
eCl@ss 4.0	27140800
eCl@ss 4.1	27140800
eCl@ss 5.0	27143400
eCl@ss 5.1	27143400
eCl@ss 6.0	27143400
eCl@ss 7.0	27449001
eCl@ss 8.0	27449001
eCl@ss 9.0	27144705

#### ETIM

ETIM 3.0	EC002061
ETIM 4.0	EC002061
ETIM 5.0	EC002839
ETIM 6.0	EC002897
ETIM 7.0	EC002897

#### UNSPSC

UNSPSC 6.01	30211923
UNSPSC 7.0901	39121522
UNSPSC 11	39121522
UNSPSC 12.01	39121522
UNSPSC 13.2	39121522
UNSPSC 18.0	39121522
UNSPSC 19.0	39121522
UNSPSC 20.0	39121522
UNSPSC 21.0	39121522

### Accessories

#### Accessories

##### Infrastructure socket outlet

Socket Outlet - EV-GBM3S-3AC32A-0,7M6,0E00 - 1408170



Socket Outlet, Rear protective cover screw connection, For charging electric vehicles with alternating current (AC), GB/T, GB/T 20234.2-2015, 32 A / 440 V (AC), Single wires, length: 0.7 m, Front and rear mounting, Standard, NOTE This product version does not include a locking actuator.



## AC charging cable - EV-GBG3JK-3AC32A-5,0M6,0ESBK01 - 1624138

### Accessories

Socket Outlet - EV-GBM3SE12-3AC32A-0,7M6,0E10 - 1408172



Socket Outlet, Rear protective cover screw connection, For charging electric vehicles with alternating current (AC), GB/T, GB/T 20234.2-2015, 32 A / 440 V (AC), Single wires, length: 0.7 m, Locking actuator: 12 V, 4-position, Rear panel mounting, Standard

Socket Outlet - EV-GBM3SE12-3AC32A-0,7M6,0E10T - 1627558



Socket Outlet, Rear protective cover screw connection, For charging electric vehicles with alternating current (AC), GB/T, GB/T 20234.2-2015, 32 A / 440 V (AC), Single wires, length: 0.7 m, Locking actuator: 12 V, 4-position, Rear panel mounting, Standard, With temperature measurement via Pt 1000 sensors

### Park position

Park position - EV-GBAC-PARK - 1624142



Park position, Retainer for Vehicle Connector as parking position at charging stations (EVSE), GB/T, GB/T 20234.2, Front mounting

Phoenix Contact 2020 © - all rights reserved  
<http://www.phoenixcontact.com>

PHOENIX CONTACT GmbH & Co. KG  
Flachsmarktstr. 8  
32825 Blomberg  
Germany  
Tel. +49 5235 300  
Fax +49 5235 3 41200  
<http://www.phoenixcontact.com>