

## AC charging cable - EV-GBG3K-3AC16A-5,0M2,5ESBK01 - 1623512

Please be informed that the data shown in this PDF Document is generated from our Online Catalog. Please find the complete data in the user's documentation. Our General Terms of Use for Downloads are valid (<http://phoenixcontact.com/download>)



AC charging cable, With vehicle charging connector and open cable end, With protective cap, Housing color black-gray, With locking option for padlock, For charging electric vehicles (EV) with alternating current (AC) via GB/T vehicle charging inlets, For installation at charging stations for electromobility (EVSE), GB/T, GB/T 20234.2-2015, GB/T 18487.1-2015, 16 A / 440 V (AC), C-Line, "PHOENIX CONTACT" logo, cable: 5 m, black, straight

### Product Description


AC charging cable with Vehicle Connector and open cable end for charging electric vehicles (EV) with alternating current (AC) via GB/T Vehicle Inlets, for installation at charging stations for E-Mobility (EVSE)

### Your advantages

- ✓ Consistent design of all Phoenix Contact Vehicle Connectors and Infrastructure Plugs
- ✓ Silver-plated surface of the power and signal contacts
- ✓ Certified in accordance with IATF 16949:2016 and ISO 9001:2015
- ✓ Convenient handling, thanks to the ergonomic handle and additional, rubber grip components
- ✓ Tested in accordance with selected tests of automotive standards LV124, LV214, LV215-2
- ✓ Reliable function of the locking lever with additional seal
- ✓ Optional locking option with a U-lock
- ✓ Consistent longitudinal water tightness prevents water ingress in the cable



### Key Commercial Data

Packing unit	1 pc
GTIN	 4 055626 177939
GTIN	4055626177939

### Technical data

#### Product definition

Type	AC charging cable
	With vehicle charging connector and open cable end
	With protective cap
	Housing color black-gray
	With locking option for padlock

# AC charging cable - EV-GBG3K-3AC16A-5,0M2,5ESBK01 - 1623512

## Technical data

### Product definition

Application	For charging electric vehicles (EV) with alternating current (AC) via GB/T vehicle charging inlets
	For installation at charging stations for electromobility (EVSE)
Affixed logo	"PHOENIX CONTACT" logo
Design	C-Line
Standards/regulations	GB/T 20234.2-2015
	GB/T 18487.1-2015
Charging standard	GB/T
Charging mode	Mode 3, Case C

### Dimensions

Height	151.3 mm (Vehicle charging connector)
Width	58 mm (Vehicle charging connector)
Depth	238.7 mm (Vehicle charging connector)
Conductor length	5 m
Stripping length	70 mm ±5 mm

### Ambient conditions

Ambient temperature (operation)	-30 °C ... 50 °C
Ambient temperature (storage/transport)	-40 °C ... 80 °C
Max. altitude	5000 m (above sea level)
Degree of protection	IP55 (plugged in; when plugged in and ready to operate, the degree of protection is only ensued if both plug-in components are original products from Phoenix Contact or suitable standard-compliant products)
	IP54 (Protective cap)

### Electrical properties

Maximum charging power	12.19 kW
Number of phases	3
Number of power contacts	5 (L1, L2, L3, N, PE)
Rated current of power contacts	16 A
Rated voltage for power contacts	440 V
Number of signal contacts	2 (CP, CC)
Rated current for signal contacts	2 A
Rated voltage for signal contacts	30 V AC
Type of signal transmission	Pulse width modulation
Note on the connection method	Crimp connection, cannot be disconnected
Resistor coding	680 Ω + 2.7 kΩ (Lever actuated)
	680 Ω (Lever not actuated)

### Mechanical properties

Insertion/withdrawal cycles	> 10000
Insertion force	< 100 N
Withdrawal force	< 100 N

# AC charging cable - EV-GBG3K-3AC16A-5,0M2,5ESBK01 - 1623512

## Technical data

### Design

Design line	C-Line
Housing color	black
Mating face color	black
Color handle area	gray
Actuating element color	silver
Color protective cap	black
Customer variations	On request

### Material

Housing material	Plastic
Material handle area	Soft plastic
Actuating lever material	Metal
Material protective cap	Soft plastic
Material mating face	Plastic
Material surface of contacts	Ag

### Cable

Cable structure	5 x 2.5 mm <sup>2</sup> + 1 x 0.5 mm <sup>2</sup>
Wiring standards/regulations	prEN 50620 / DIN EN 50620
Wiring class	Class 5
Wiring certifications	VDE
External cable diameter	12.8 mm ±0.4 mm
Type of conductor	straight
Cable resistance	≤ 0.00798 Ω/m (based on a power core, at an ambient temperature of 20°C)
Outer sheath, material	TPE-U
External sheath, color	black
Minimum bending radius	192 mm (15 x diameter)
Cable weight	max. 250 kg/km

### Locking

Locking type	Locking option for actuating lever with 4 mm U-lock
--------------	---

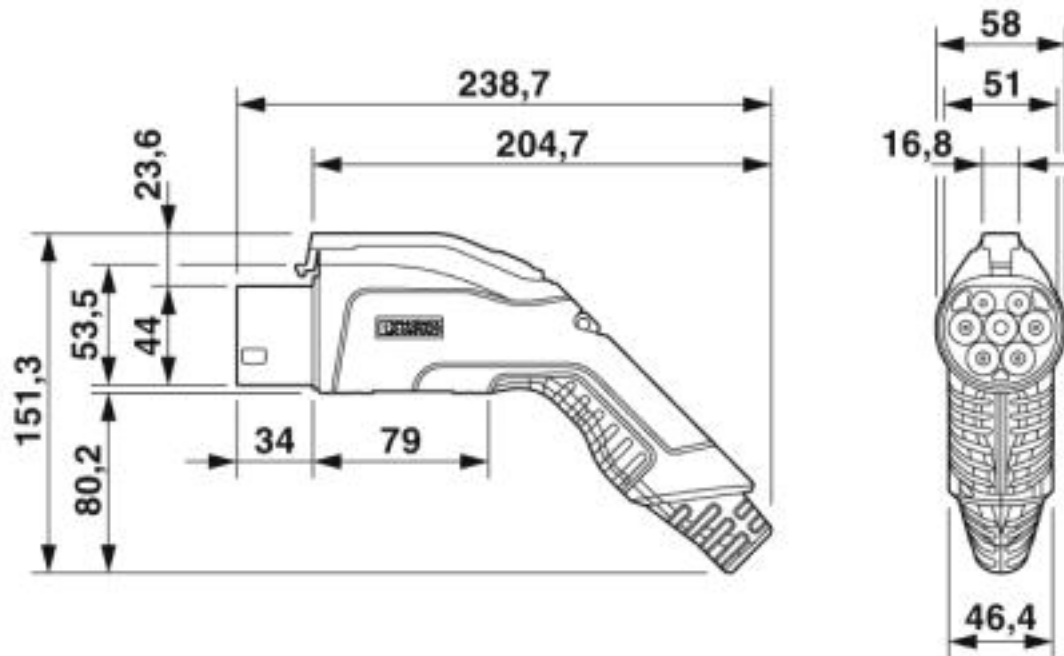
### Environmental Product Compliance

REACH SVHC	Lead 7439-92-1
China RoHS	Environmentally Friendly Use Period = 10;
	For details about hazardous substances go to tab "Downloads", Category "Manufacturer's declaration"

## Drawings

## AC charging cable - EV-GBG3K-3AC16A-5,0M2,5ESBK01 - 1623512

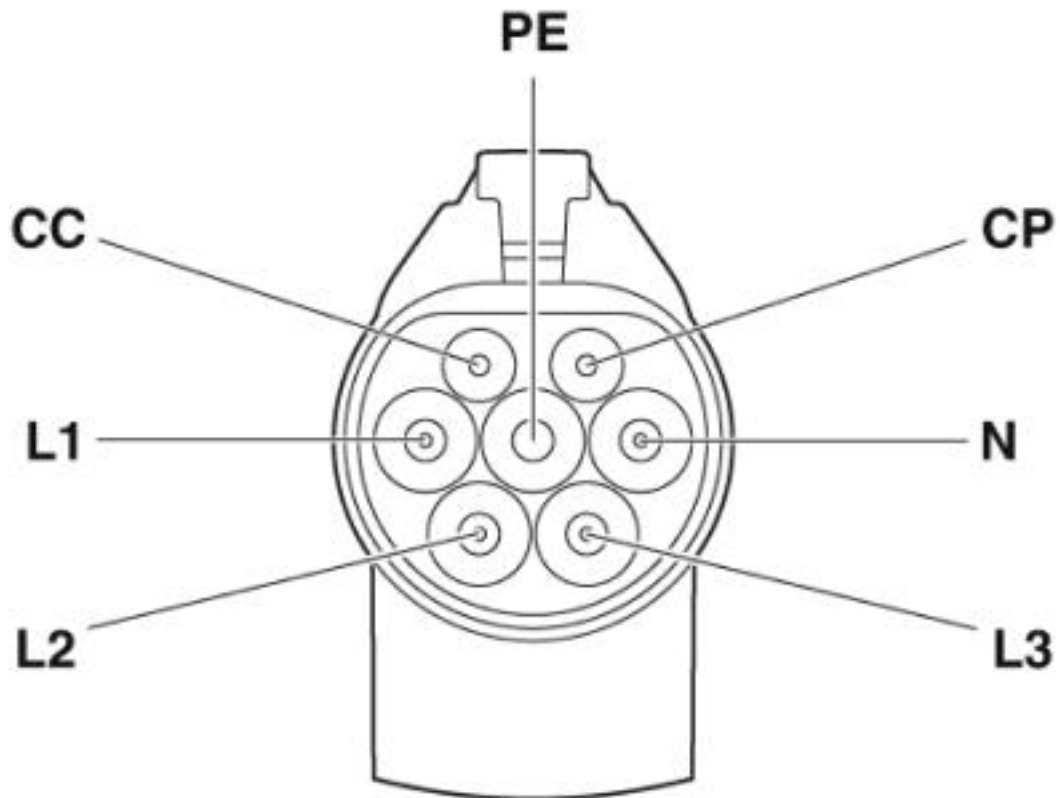
Dimensional drawing



Ensure that the vehicle connector is placed in an appropriate resting position that ensures a minimum protection rating of IP24 in accordance with IEC 61851-1 for the entire time between charging. Use the dimensions of the vehicle connector to create this type of resting position. Detailed specifications can also be found in the download area.


## AC charging cable - EV-GBG3K-3AC16A-5,0M2,5ESBK01 - 1623512

Schematic diagram



Pin assignment of the Vehicle Connector

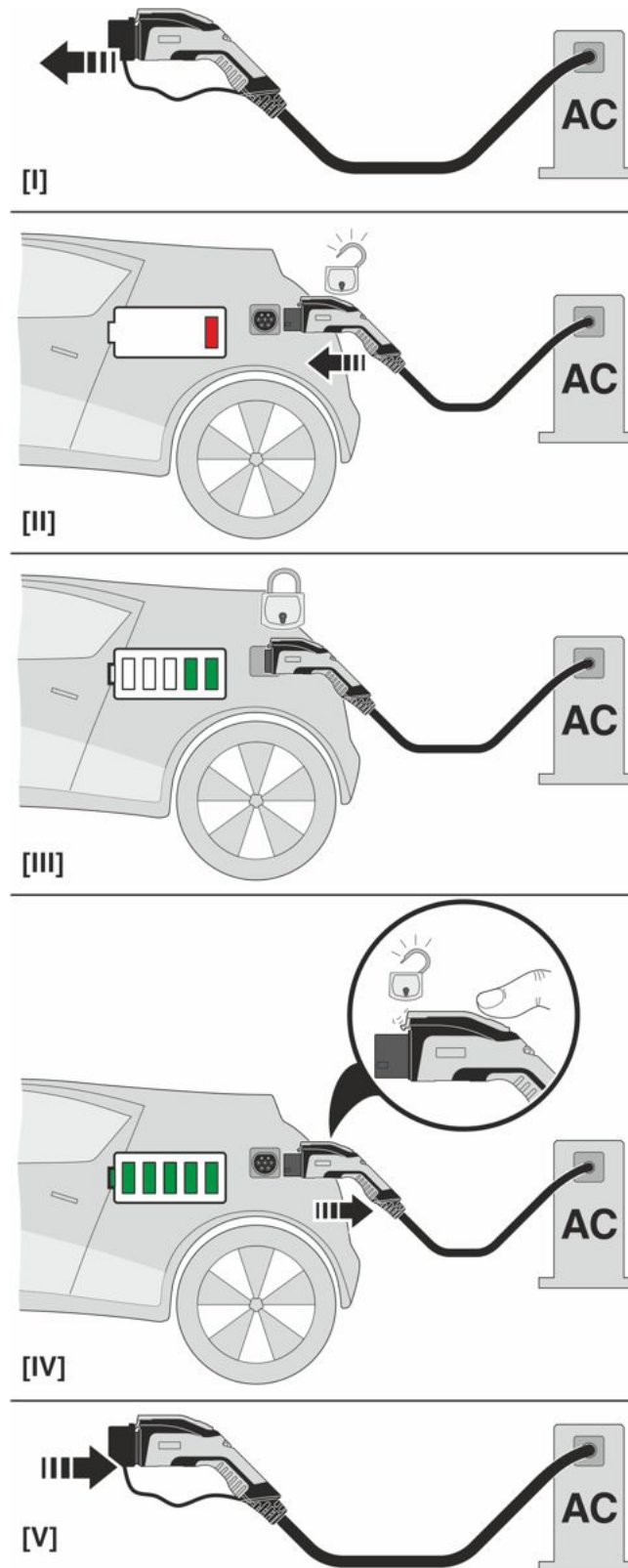
Schematic diagram



Terminology definition

## AC charging cable - EV-GBG3K-3AC16A-5,0M2,5ESBK01 - 1623512

Schematic diagram



## AC charging cable - EV-GBG3K-3AC16A-5,0M2,5ESBK01 - 1623512

### Classifications

#### eCl@ss

eCl@ss 10.0.1	27144705
eCl@ss 4.0	27140800
eCl@ss 4.1	27140800
eCl@ss 5.0	27143400
eCl@ss 5.1	27143400
eCl@ss 6.0	27143400
eCl@ss 7.0	27449001
eCl@ss 8.0	27449001
eCl@ss 9.0	27144705

#### ETIM

ETIM 3.0	EC002061
ETIM 4.0	EC002061
ETIM 5.0	EC002839
ETIM 6.0	EC002897
ETIM 7.0	EC002897

#### UNSPSC

UNSPSC 6.01	30211923
UNSPSC 7.0901	39121522
UNSPSC 11	39121522
UNSPSC 12.01	39121522
UNSPSC 13.2	39121522
UNSPSC 18.0	39121522
UNSPSC 19.0	39121522
UNSPSC 20.0	39121522
UNSPSC 21.0	39121522

### Accessories

#### Accessories

#### Park position

Park position - EV-GBAC-PARK - 1624142



Park position, Retainer for Vehicle Connector as parking position at charging stations (EVSE), GB/T, GB/T 20234.2, Front mounting

Phoenix Contact 2020 © - all rights reserved  
<http://www.phoenixcontact.com>

PHOENIX CONTACT GmbH & Co. KG  
Flachsmarktstr. 8  
32825 Blomberg  
Germany  
Tel. +49 5235 300  
Fax +49 5235 3 41200  
<http://www.phoenixcontact.com>