

## Panel feed-through - SACC-E-M12MS-5CON-M20/0,5 VA - 1452068

Please be informed that the data shown in this PDF Document is generated from our Online Catalog. Please find the complete data in the user's documentation. Our General Terms of Use for Downloads are valid (<http://phoenixcontact.com/download>)




Sensor/actuator flush-type plug, 5-pos., M12, A-coded, front/screw mounting with M20 x 1.5 thread, with 0.5 m TPE litz wire, 5 x 0.34 mm<sup>2</sup>, high-grade steel version

### Why buy this product

- ✓ Pre-assembled with litz wires for immediate use
- ✓ Customer-specific assemblies and litz wire lengths available
- ✓ Sealed on the litz wire side for optimum leak-tightness
- ✓ All standard pin assignments and codings for signal, data, and power transmission with a uniform design-in design
- ✓ For high transmission safety: shield connection to the housing with optional EMC nut



### Key Commercial Data

Packing unit	1 STK
GTIN	 4 046356 528719
GTIN	4046356528719

### Technical data

#### Dimensions

Length of cable	0.5 m
-----------------	-------

#### Ambient conditions

Ambient temperature (operation)	-25 °C ... 85 °C (Plug / socket)
	-40 °C ... 85 °C (without mechanical actuation)
Degree of protection	IP67

#### General

Note	The electrical and mechanical data specified assume that the connector pair is correctly locked and mounted. If the connector is unlocked and if there is a danger of contamination, the connector must be sealed using a protective cap > IP54. Influences arising from litz wires, cables or PCB assembly must also be taken into consideration.
Rated current at 40°C	4 A

# Panel feed-through - SACC-E-M12MS-5CON-M20/0,5 VA - 1452068

## Technical data

### General

Rated voltage	60 V
Rated surge voltage	1.5 kV
Number of positions	5
Insulation resistance	$\geq 100 \text{ M}\Omega$
Coding	A - standard
Standards/regulations	M12 connector IEC 61076-2-101
Status display	No
Overvoltage category	II
Degree of pollution	3
Connection method	Individual wires
Insertion/withdrawal cycles	> 100
Torque	3 Nm ... 4 Nm (Installation-side)
Mounting type	Front mounting M20 x 1,5

### Material

Flammability rating according to UL 94	V0
Contact material	CuZn
Contact surface material	Au
Contact carrier material	PA 6.6
Material, knurls	Stainless steel
Sealing material	NBR

### Cable

Cable type	TPE litz wire
Conductor cross section	0.34 mm <sup>2</sup>
AWG signal line	22
Conductor structure signal line	7x 0.25 mm
Core diameter including insulation	1.2 mm $\pm$ 0.07 mm
Thickness, insulation	0.21 mm
Wire colors	Brown, white, blue, black, gray
Material conductor insulation	TPE
Conductor material	Tin-plated Cu litz wires
Standards/specifications	M12 connector IEC 61076-2-101
Insulation resistance	$\geq 20 \text{ M}\Omega \cdot \text{km}$
Conductor resistance	$\leq 57.6 \text{ m}\Omega/\text{m}$
Nominal voltage, cable	300 V
Test voltage, cable	2000 V AC
Ambient temperature (operation)	-40 °C ... 85 °C (cable, fixed installation)
	-25 °C ... 85 °C (cable, flexible installation)

### Standards and Regulations

Standard designation	M12 connector
----------------------	---------------

Panel feed-through - SACC-E-M12MS-5CON-M20/0,5 VA - 1452068

Technical data

Standards and Regulations

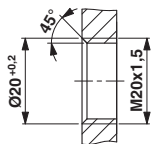
Standards/regulations	IEC 61076-2-101
Flammability rating according to UL 94	V0

Environmental Product Compliance

China RoHS	Environmentally Friendly Use Period = 50
	For details about hazardous substances go to tab "Downloads", Category "Manufacturer's declaration"

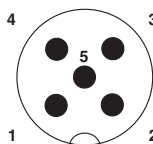
Drawings

Dimensional drawing



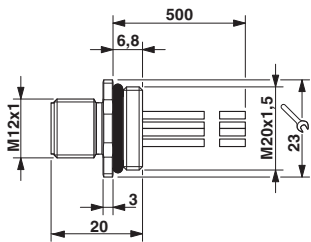
Housing cutout for M20 fastening thread, mounting panel with thread

Schematic diagram




Pin assignment M12 male connector, 5-pos., A-coded, male side

Dimensional drawing



M12 flush-type plug

Circuit diagram



Contact assignment of the M12 plug and the M12 socket

Approvals

Approvals

Approvals


cULus Recognized / EAC


Ex Approvals

Approval details

## Panel feed-through - SACC-E-M12MS-5CON-M20/0,5 VA - 1452068

### Approvals

cULus Recognized  <a href="http://database.ul.com/cgi-bin/XYV/template/LISEXT/1FRAME/index.htm">http://database.ul.com/cgi-bin/XYV/template/LISEXT/1FRAME/index.htm</a> E221474-20140616	
Nominal voltage UN	60 V
Nominal current IN	4 A
mm²/AWG/kcmil	22-20

EAC  B.00767
---

Phoenix Contact 2018 © - all rights reserved  
<http://www.phoenixcontact.com>

PHOENIX CONTACT GmbH & Co. KG  
Flachsmarktstr. 8  
32825 Blomberg  
Germany  
Tel. +49 5235 300  
Fax +49 5235 3 41200  
<http://www.phoenixcontact.com>