

# Connector set - HC-STA-B24PT-BWD-LT-M32-ELCAL - 1416352


Please be informed that the data shown in this PDF Document is generated from our Online Catalog. Please find the complete data in the user's documentation. Our General Terms of Use for Downloads are valid (<http://phoenixcontact.com/download>)



Connector set, number of positions: 24, material: Die-cast aluminum, salt water resistant, connection method: Push-in connection, connection cross section: AWG 26- 14



## Key Commercial Data

|              |   |
|--------------|---|
| Packing unit | 1 pc  |
| GTIN         | <br>4 055626 071237 |
| GTIN         | 4055626071237   |

## Technical data

### General

|                                  |   |
|----------------------------------|---|
| Number of positions              | 24+PE   |
| Type                             | B24   |
| Connection method                | Push-in connection  |
| Degree of protection for housing | IP66  |
|                                  | IP67  |
|                                  | 4 (UL 50e)  |
|                                  | 4X (UL 50e)   |
|                                  | 12 (UL 50e)   |
| Connection method                | Push-in connection  |
| Rated voltage (III/3)            | 500 V   |
| Rated surge voltage              | 6 kV  |
| Rated current                    | 16 A  |
| Conductor cross section          | 0.14 mm <sup>2</sup> ... 2.5 mm <sup>2</sup> (with ferrule) |
| Connection cross section AWG     | 26 ... 14   |
| External cable diameter          | 15 mm ... 21 mm   |
| Ambient temperature (operation)  | -40 °C ... 100 °C   |

## Connector set - HC-STA-B24PT-BWD-LT-M32-ELCAL - 1416352

### Technical data

#### General

|                               |   |
|-------------------------------|---|
| Length of the assembly cutout | 113 mm                                  |
| Width of the assembly cutout  | 35 mm                                   |
| Housing material              | Die-cast aluminum, salt water resistant |
| Contact carrier material      | PC                                      |
| Locking latch material        | PA                                      |
| Integrated protective cover   | no                                      |

#### Standards and Regulations

|  |    |
|--|----|
| Flammability rating according to UL 94 | V0 |
|--|----|


#### Environmental Product Compliance

|            |   |
|------------|---|
| REACH SVHC | Lead 7439-92-1  |
| China RoHS | Environmentally Friendly Use Period = 50 years  |
|            | For details about hazardous substances go to tab "Downloads", Category "Manufacturer's declaration" |

### Drawings

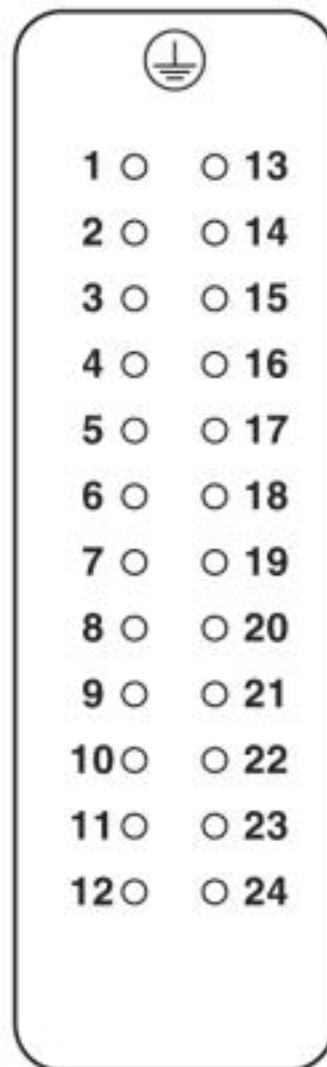
# Connector set - HC-STA-B24PT-BWD-LT-M32-ELCAL - 1416352

Schematic diagram



Pin assignment, connection side, pin

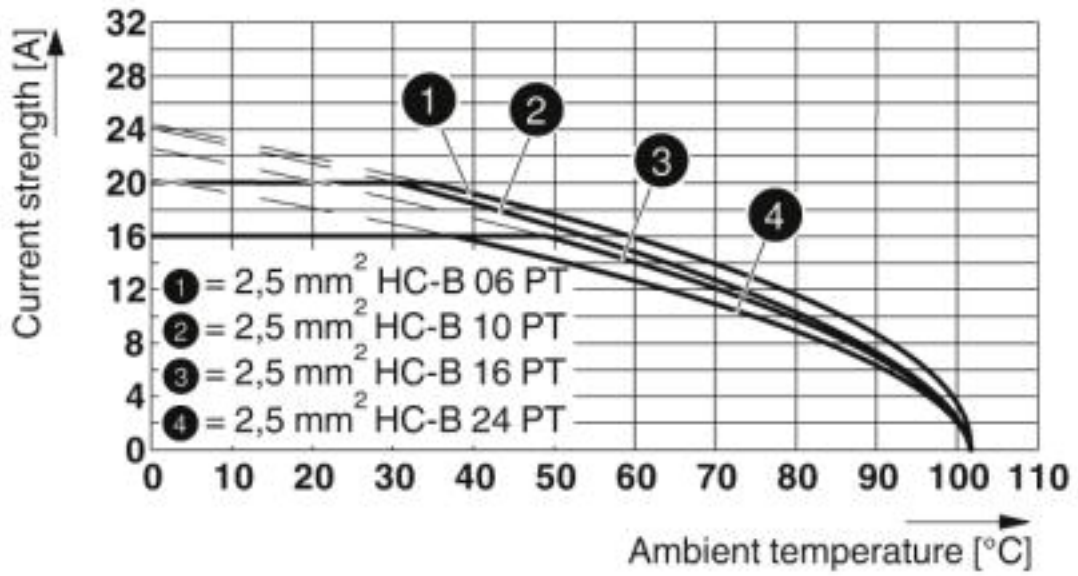
Schematic diagram



Pin assignment, connection side, socket

# Connector set - HC-STA-B24PT-BWD-LT-M32-ELCAL - 1416352

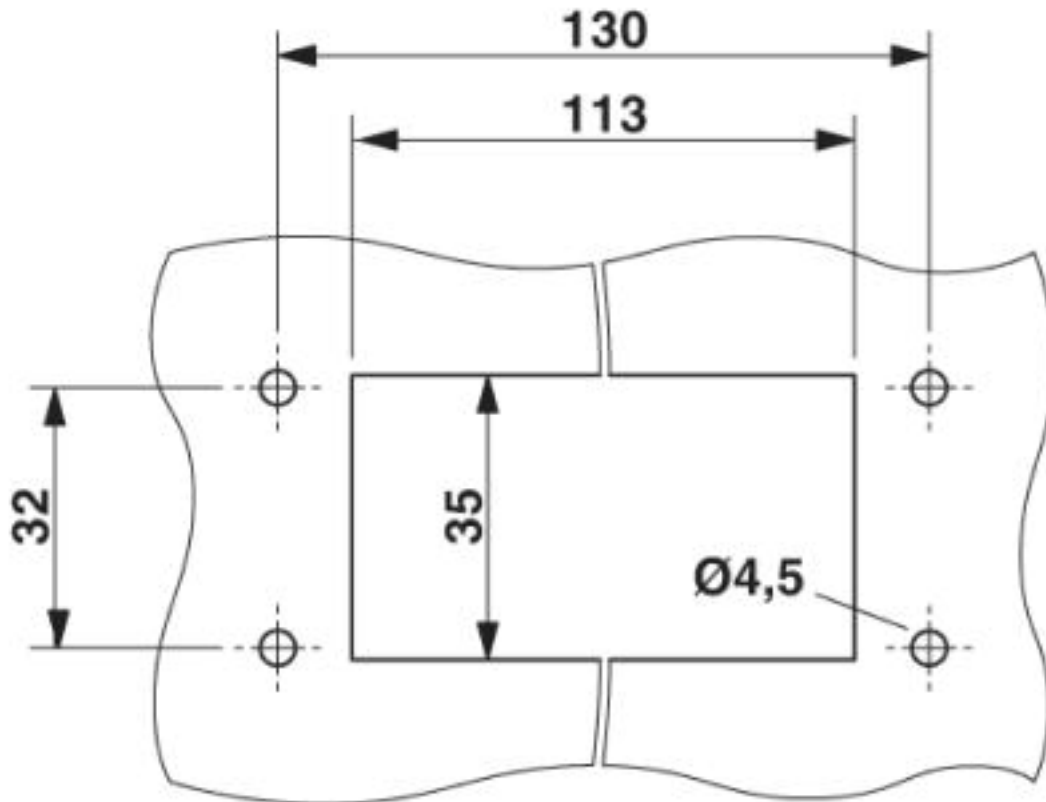
Diagram



Derating diagram

# Connector set - HC-STA-B24PT-BWD-LT-M32-ELCAL - 1416352

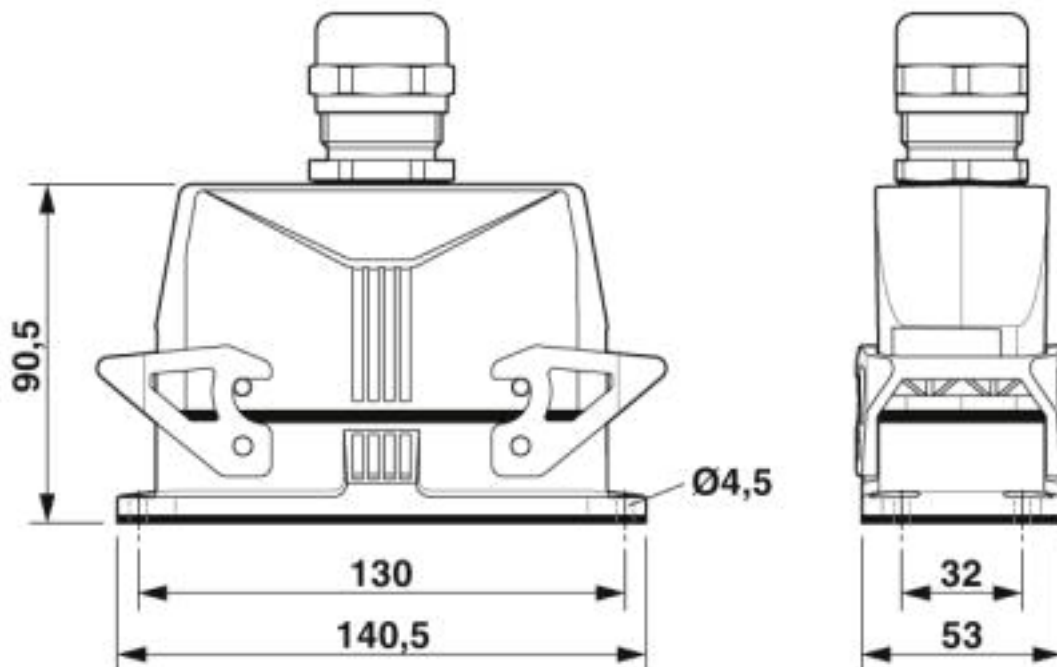
Dimensional drawing



Mounting cutout

## Connector set - HC-STA-B24PT-BWD-LT-M32-ELCAL - 1416352

Dimensional drawing



Dimensional drawing

### Articles in set

Contact insert - HC-B24-I-PT-F - 1407735



Contact insert, number of positions: 24+PE, size: B24, number of connections per position: 1, Socket, Push-in connection, 500 V, 16 A, 0.14 mm<sup>2</sup> ... 2.5 mm<sup>2</sup>, application: Power

Contact insert - HC-B24-I-PT-M - 1407736



HEAVYCON pin insert, B24 series, 24 + PE-pos., push-in connection

Housing - HC-STA-B24-BWD-ELC-AL - 1411331



HEAVYCON B24 panel mounting base, with double locking latch, with flat gasket, salt-water-resistant aluminum, conductive profile gasket

# Connector set - HC-STA-B24PT-BWD-LT-M32-ELCAL - 1416352

## Articles in set

### Housing - HC-STA-B24-HLFD-1TTM32-EL-AL - 1412779



Sleeve housing B24, for double locking latch, material: Die-cast aluminum, salt water resistant, cable outlets: 1, straight, height: 60 mm, cable gland: none, support sleeve: no, 1x M32, Standard

### Cable gland - G-INS-M32-M68N-NNES-S - 1411166



Cable gland, cable gland material: Nickel-plated brass, external cable diameter 15 mm ... 21 mm, shielding: no, connecting thread: M32 x 1.5, color: silver, with O-ring

## Classifications

### eCl@ss

|               |          |
|---------------|----------|
| eCl@ss 10.0.1 | 27440101 |
| eCl@ss 4.0    | 27260700 |
| eCl@ss 4.1    | 27260700 |
| eCl@ss 5.0    | 27260700 |
| eCl@ss 5.1    | 27260700 |
| eCl@ss 6.0    | 27260700 |
| eCl@ss 7.0    | 27440101 |
| eCl@ss 8.0    | 27440101 |
| eCl@ss 9.0    | 27440101 |

### ETIM

|          |          |
|----------|----------|
| ETIM 5.0 | EC002636 |
| ETIM 6.0 | EC002636 |
| ETIM 7.0 | EC002636 |

### UNSPSC

|             |          |
|-------------|----------|
| UNSPSC 13.2 | 39121409 |
| UNSPSC 18.0 | 39121409 |
| UNSPSC 19.0 | 39121409 |
| UNSPSC 20.0 | 39121409 |
| UNSPSC 21.0 | 39121409 |

# Connector set - HC-STA-B24PT-BWD-LT-M32-ELCAL - 1416352

## Approvals

### Approvals

---

#### Approvals


EAC / DNV GL / EAC

---


#### Ex Approvals

---

### Approval details

|     |   |  |                          |
|-----|---|--|--------------------------|
| EAC |  |  | RU C-<br>DE.AI30.B.01102 |
|-----|---|--|--------------------------|

|        |  |   |            |
|--------|--|---|------------|
| DNV GL |  | <a href="https://approvalfinder.dnvgl.com/">https://approvalfinder.dnvgl.com/</a> | TAE000037S |
|--------|--|---|------------|

|     |   |  |                          |
|-----|---|--|--------------------------|
| EAC |  |  | RU C-<br>DE.BL08.B.00511 |
|-----|---|--|--------------------------|

---

Phoenix Contact 2020 © - all rights reserved  
<http://www.phoenixcontact.com>

PHOENIX CONTACT GmbH & Co. KG  
Flachsmarktstr. 8  
32825 Blomberg  
Germany  
Tel. +49 5235 300  
Fax +49 5235 3 41200  
<http://www.phoenixcontact.com>