

## Cable gland - G-INSEC-PG21-M68N-NNES-S - 1411200


Please be informed that the data shown in this PDF Document is generated from our Online Catalog. Please find the complete data in the user's documentation. Our General Terms of Use for Downloads are valid (<http://phoenixcontact.com/download>)



Cable gland, cable gland material: Nickel-plated brass, external cable diameter 13 mm ... 18 mm, shielding: yes, connecting thread: Pg21, color: silver, with O-ring



### Key Commercial Data

Packing unit	5 pc
GTIN	 4 046356 923323
GTIN	4046356923323

### Technical data

#### Dimensions

Length	38 mm
Wrench size, union nut	30 mm
Wrench size, support	30 mm
Hexagon angular dimension	33 mm
Length of the connecting thread	7.2 mm
Feed-through hole diameter	28.4 mm ... 28.6 mm
External cable diameter	13 mm ... 18 mm
Cable diameter without cable sheath	11 mm (Diameter of braided shield)

#### Ambient conditions

Degree of protection (IP)	IP68
Ambient temperature (operation)	-40 °C ... 100 °C (static)

#### General

No. of conductors	1
Cable gland material	Nickel-plated brass
Material, insert	Polyamide 6

# Cable gland - G-INSEC-PG21-M68N-NNES-S - 1411200

## Technical data

### General

Cable seal material	CR
O-ring material	Perbunan
Shielded	yes
Thread type on connection side	Pg21
Torque	10 Nm (Union nut: EN 62444)
	10 Nm (Support: EN 62444)
Color	silver
Assembly instructions	1) Mount screw connection flange in the housing using the correct torque 2) Insert cable 3) Tighten union nut using the correct torque
Connection	<p>Method 1 Cut the outer sheath, but do not remove it. Feed the cable through the screw connection and then remove the outer sheath. Now pull the cable back until the connection is established between the cable shield and the contact spring.</p> <p>Method 2 Push the braided shield back around 15 ... 20 mm over the outer sheath. Insert the cables into the screw connection until the connection is established between the cable shield and the contact spring.</p>
Manufacturer	BIMED
Manufacturer Designation	BSEM-06

### Standards and Regulations

Halogen-free	no
Connection in acc. with standard	UL

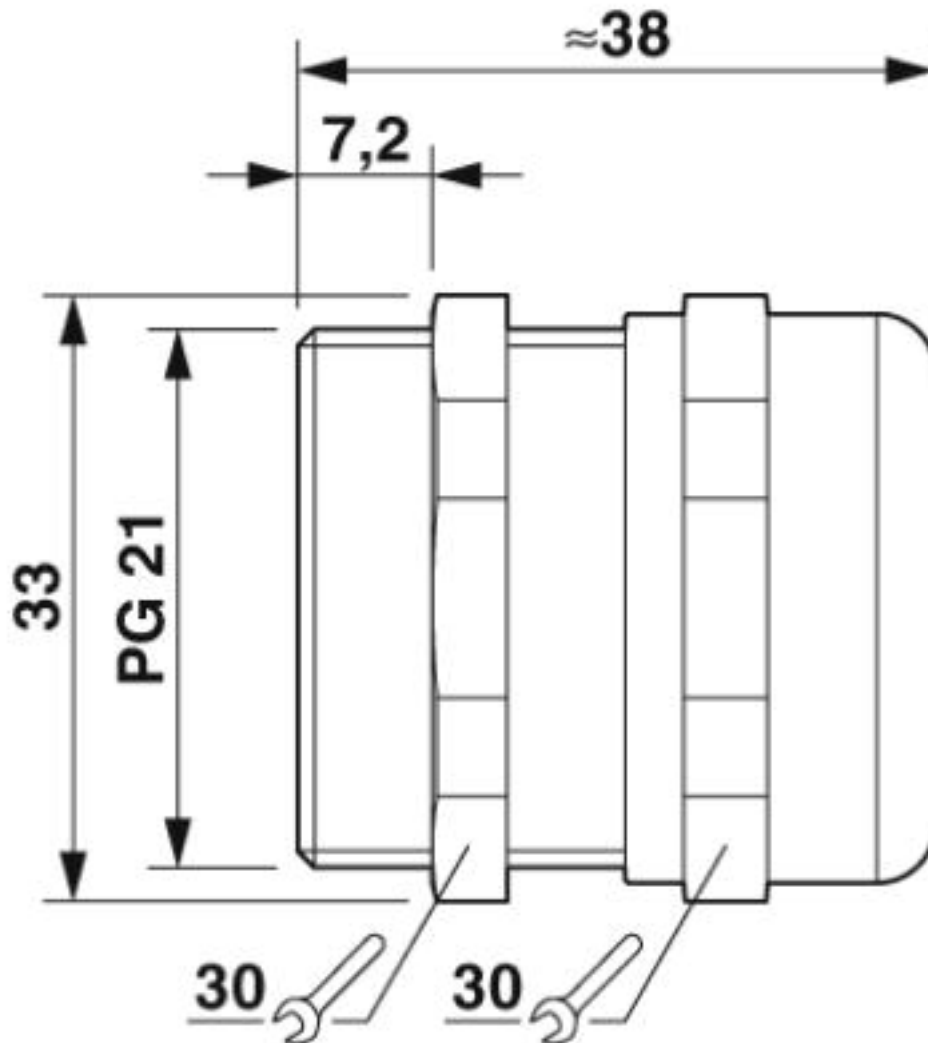
### Environmental Product Compliance

REACH SVHC	Lead 7439-92-1
China RoHS	Environmentally Friendly Use Period = 50 years
	For details about hazardous substances go to tab "Downloads", Category "Manufacturer's declaration"

## Drawings

## Cable gland - G-INSEC-PG21-M68N-NNES-S - 1411200

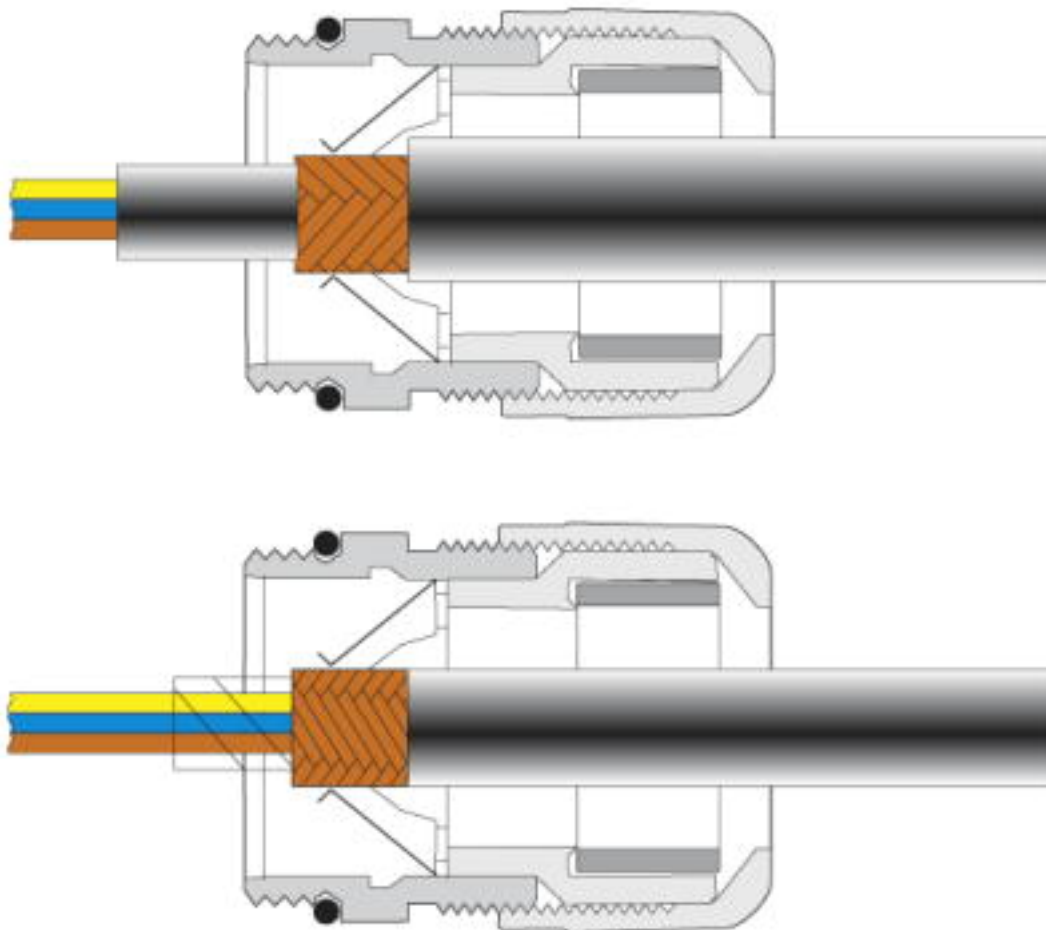
Dimensional drawing



Dimensional drawing

## Cable gland - G-INSEC-PG21-M68N-NNES-S - 1411200

Functional drawing



See assembly instruction

### Classifications

eCl@ss

eCl@ss 10.0.1	27144432
eCl@ss 4.0	27141200
eCl@ss 4.1	27141200
eCl@ss 5.0	27149100
eCl@ss 5.1	27149100
eCl@ss 6.0	27149100
eCl@ss 7.0	27149109
eCl@ss 8.0	27149109
eCl@ss 9.0	27144432

ETIM

ETIM 4.0	EC000441
----------	----------

## Cable gland - G-INSEC-PG21-M68N-NNES-S - 1411200

### Classifications

#### ETIM

ETIM 5.0	EC000441
ETIM 6.0	EC000441
ETIM 7.0	EC000441

#### UNSPSC

UNSPSC 13.2	39121311
UNSPSC 18.0	39121311
UNSPSC 19.0	39121311
UNSPSC 20.0	39121311
UNSPSC 21.0	39121311

### Accessories

#### Accessories

##### Flat nut

EMV nut - A-INLE-PG21-N-S - 1411280



EMV nut, material: Brass, nickel-plated, for threads Pg21, color: silver

---

#### Sealing plugs

Closing cap - SEALING PLUG 17X17 RD - 1421861



Closing cap, material: PA, color: red

---

Phoenix Contact 2020 © - all rights reserved  
<http://www.phoenixcontact.com>

PHOENIX CONTACT GmbH & Co. KG  
Flachsmarktstr. 8  
32825 Blomberg  
Germany  
Tel. +49 5235 300  
Fax +49 5235 3 41200  
<http://www.phoenixcontact.com>