


OT FIT 35/220...240/350 D LT2 L

OPTOTRONIC FIT D LT2 L | Linear / Area Constant Current – Non dimmable



Product family features

- Line frequency: 0 Hz | 50 Hz | 60 Hz
- Versatile scope of application due to output power range of up to 120 W
- Supply voltage: 220...240 V
- Available with output current range: up to 750 mA
- Non-isolated drivers

Product family benefits

- Flexible current setting (LEDset2)
- Lifetime: up to 100,000 h (temperature at $T_c = 65^\circ\text{C}$, max. 10 % failure rate)
- High quality of light thanks to low output ripple current
- Very high efficiency
- Fulfill safety requirement due to overload, overtemperature, Hot Plug protection

Areas of application

- Linear lighting for office, education, industry, storage areas and retail
- Installation in emergency lighting systems according to IEC 61347-2-13, appendix J
- Suitable for installation in emergency lighting systems according to EN 60598-2-22
- Suitable for luminaires of protection class I



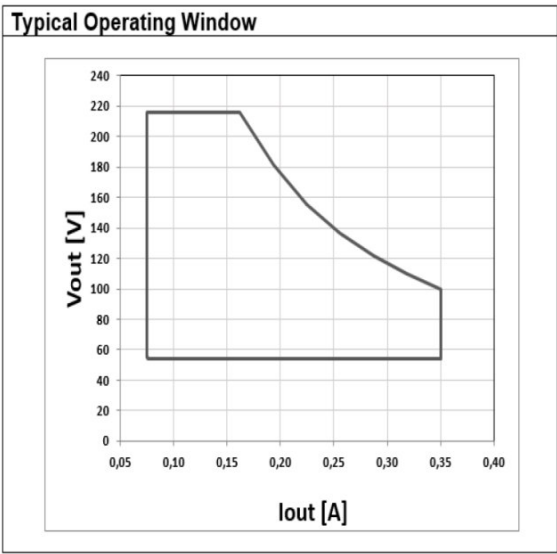
Technical data

Electrical data

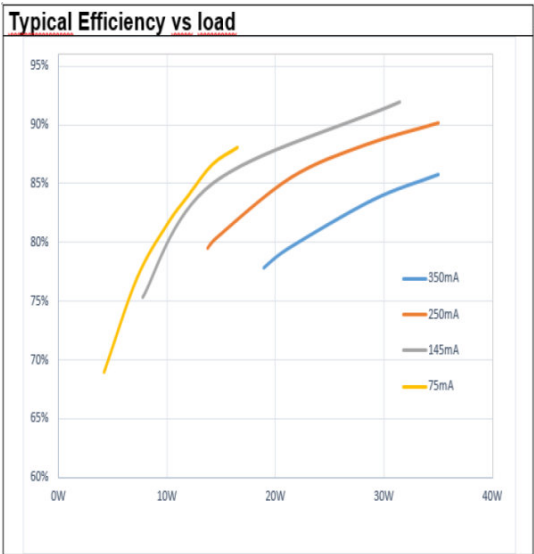
Nominal input voltage	220...240 V
Mains frequency	50...60 Hz
Input voltage AC	198...264 V
Input voltage DC	176...276 V
Current set	LEDset
Total harmonic distortion	< 10 %
Power factor λ	> 0.95
ECG efficiency	92 %
Device power loss	3.0 W
Protective conductor current	<0.5 mA
Inrush current	30 A
Max. ECG no. on circuit breaker 10 A (B)	19
Max. ECG no. on circuit breaker 16 A (B)	30
Max. ECG no. on circuit breaker 25 A (B)	-
Surge capability (L/N-Ground)	2 kV
Surge capability (L-N)	1 kV
Nominal output voltage	54...216 V
U-OUT (working voltage)	< 250 V
Nominal output current	65...350 mA ¹⁾
Output current LEDset open	35 mA
Output current LEDset shorted	350 mA
Default output current	35 mA ²⁾
Output current tolerance	±3 %
Output ripple current (100 Hz)	< 1 %
Output PSTLM	≤1
Output SVM	≤0.4
Nominal output power	4.1...35 W
Galvanic isolation	Non isolated

¹⁾ ±3%

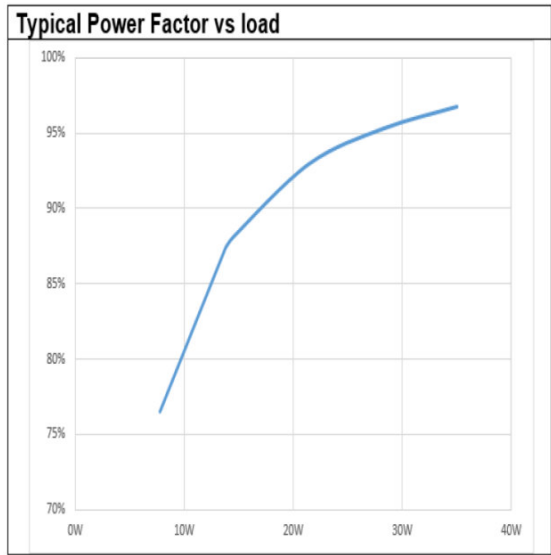
²⁾ LEDset deactivated



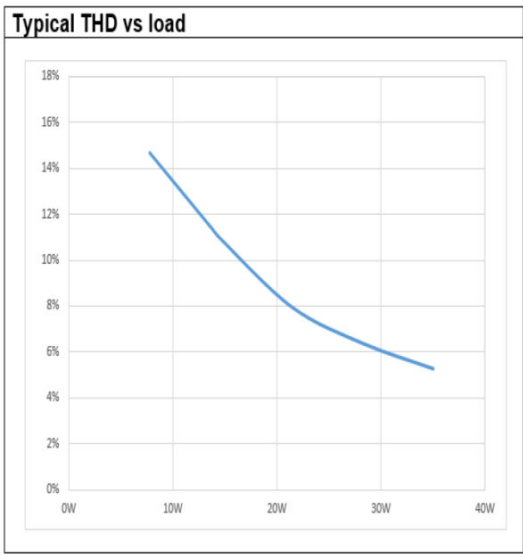
OT FIT 35220-240350 D LT2 L Operating Window



OT FIT 35220-240350 D LT2 L Typical Efficiency vs. Load
(230 V 50 Hz)

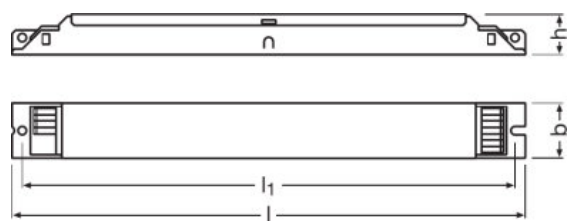


OT FIT 35220-240350 D LT2 L Typical Power Factor vs. Load



OT FIT 35220-240350 D LT2 L Typical THD Vs Load

Dimensions & weight



Mounting hole spacing, length	270.0 mm
Product weight	185.00 g
Cable cross-section, input side	0.5...1.5 mm ²
Cable cross-section, output side	0.5...1.5 mm ²
Wire preparation length, input side	8.5...9.5 mm
Wire preparation length, output side	8.5...9.5 mm
Length	280.0 mm
Width	30.0 mm
Height	21.0 mm

Colors & materials

Casing material	Metal
-----------------	-------

Temperatures & operating conditions

Ambient temperature range	-25...+60 °C
Maximum temperature at tc test point	75 °C
Max.housing temperature in case of fault	110 °C
Temperature range at storage	-25...85 °C
Permitted rel. humidity during operation	5...85 % ¹⁾

¹⁾ Maximum 56 days/year at 85 %

Lifespan

ECG lifetime	50000 / 100000 h ¹⁾
--------------	--------------------------------

¹⁾ At maximum T_c = 75°C / 10% failure rate / At T_c = 65°C / 10% failure rate

Capabilities

Dimmable	No
----------	----

Product datasheet

Overheating protection	Automatic reversible
Overload protection	Automatic reversible
Short-circuit protection	Automatic reversible
No-load proof	Yes
Max. cable length to lamp/LED module	2.0 m
Suitable for fixtures with prot. class	I
Type of connection, output side	Push terminal
Number of channels	1

Programming

Programming device	LEDset
--------------------	--------









Certificates & standards

Approval marks – approval	CE / EL / VDE-EMC / ENEC 10 / CCC / RCM
Standards	Acc. to EN 61347-1/Acc. to EN 61347-2-13/Acc. to EN 55015/Acc. to EN 61547/Acc. to EN 61000-3-2/Acc. to EN 62384/Acc. to EN 62386
Protection class	I
Type of protection	IP20





Logistical data

Commodity code	850440829000
----------------	--------------

Download Data

File	
	User instruction OPTOTRONIC LED Power Supply
	Certificates INOTEC Certificate OT FIT 35350 D LT2 L
	Certificates INOTEC Certificate OT FIT 35350 D LT2 L appendix
	Certificates OT ENEC 40038085 130720
	Declarations of conformity OT FIT D LT2 L CE 3461268 130820
	CAD data CAD data IGS OT FIT 35,75D LT2 L G2
	CAD data CAD data STEP OT FIT 35,75D LT2 L G2
	CAD data OT FIT D LT2 L IGS 150120

Product datasheet

	CAD data OT FIT D LT2 L STEP 150120
	CAD Data 2-dim OT FIT D LT2 L CAD2PDF 150120
	CAD data 3-dim OT FIT D LT2 L CAD3PDF 150120
	CAD data PDF CAD data PDF OT FIT 35,75D LT2 L G2

Logistical Data

Product code	Product description	Packaging unit (Pieces/Unit)	Dimensions (length x width x height)	Volume	Gross weight
4052899478411	OT FIT 35/220...240/350 D LT2 L	Shipping carton box 20	305 mm x 161 mm x 104 mm	5.11 dm ³	3877.00 g

The mentioned product code describes the smallest quantity unit which can be ordered. One shipping unit can contain one or more single products. When placing an order, for the quantity please enter single or multiples of a shipping unit.

Disclaimer

Subject to change without notice. Errors and omission excepted. Always make sure to use the most recent release.