

## OT FIT 120/220...240/750 D LT2 L

OPTOTRONIC FIT D LT2 L | Linear / Area Constant Current – Non dimmable



### Areas of application

- Linear lighting for office, education, industry, storage areas and retail
- Installation in emergency lighting systems according to IEC 61347-2-13, appendix J
- Suitable for installation in emergency lighting systems according to EN 60598-2-22
- Suitable for luminaires of protection class I

### Product family benefits

- Flexible current setting (LEDset2)
- Lifetime: up to 100,000 h (temperature at  $T_C = 65^\circ\text{C}$ , max. 10 % failure rate)
- High quality of light thanks to low output ripple current
- Very high efficiency
- Fulfill safety requirement due to overload, overtemperature, Hot Plug protection

### Product family features

- Line frequency: 0 Hz | 50 Hz | 60 Hz
- Versatile scope of application due to output power range of up to 120 W
- Supply voltage: 220...240 V
- Available with output current range: up to 750 mA
- Non-isolated drivers



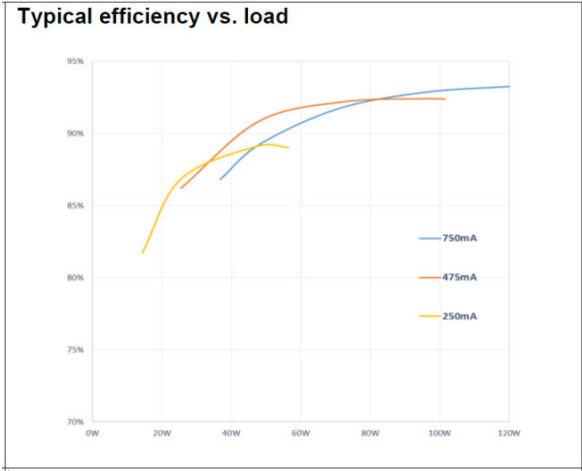
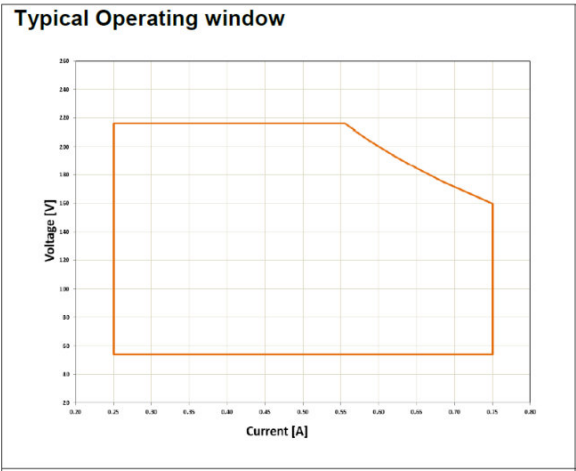
## Technical data

### Electrical data

Nominal input voltage	220...240 V
Mains frequency	0/50/60 Hz
Input voltage AC	198...264 V
Input voltage DC	176...276 V
Current set	LEDset
Total harmonic distortion	< 5 %
Power factor $\lambda$	> 0.99
ECG efficiency	$\leq 93$ %
Device power loss	12 W
Protective conductor current	<0.5 mA
Inrush current	70 A
Max. ECG no. on circuit breaker 10 A (B)	8
Max. ECG no. on circuit breaker 16 A (B)	13
Max. ECG no. on circuit breaker 25 A (B)	-
Surge capability (L/N-Ground)	2 kV
Surge capability (L-N)	1 kV
Nominal output voltage	54...216 V
U-OUT (working voltage)	< 250 V
Nominal output current	250...700 mA <sup>1)</sup>
Output current LEDset open	250 mA
Output current LEDset shorted	750 mA
Default output current	250 mA <sup>2)</sup>
Output current tolerance	$\pm 5$ %
Output ripple current (100 Hz)	< 1 %
Nominal output power	13.5...120 W
Galvanic isolation	Non isolated

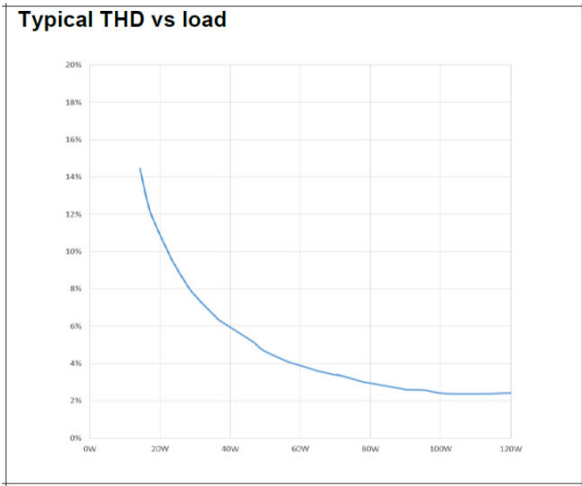
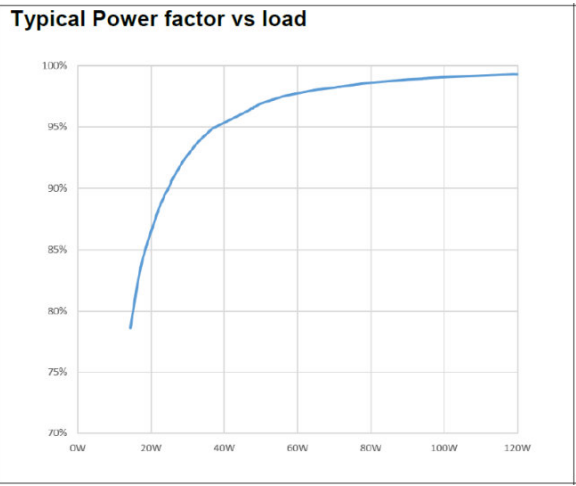
<sup>1)</sup>  $\pm 5$  %

<sup>2)</sup> LEDset deactivated



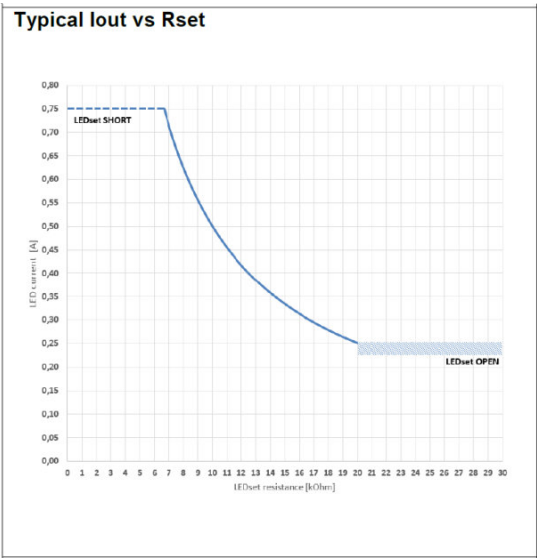
Operating Window

Typical Efficiency v Load 230 V 50 Hz




Typical Power Factor v Load

Typical THD v Load



Typical I<sub>out</sub> v R<sub>set</sub> LEDset2 mode

Dimensions & weight



Mounting hole spacing, length	350.0 mm
Product weight	290.00 g
Cable cross-section, input side	0.5...1.5 mm <sup>2</sup>
Cable cross-section, output side	0.5...1.5 mm <sup>2</sup>
Wire preparation length, input side	8.5...9.5 mm
Wire preparation length, output side	8.5...9.5 mm
Length	360.0 mm
Width	30.0 mm
Height	21.0 mm

## Colors & materials

Casing material	Metal
-----------------	-------

## Temperatures & operating conditions

Ambient temperature range	-25...+60 °C
Maximum temperature at tc test point	75 °C
Max.housing temperature in case of fault	110 °C
Temperature range at storage	-40...+85 °C
Permitted rel. humidity during operation	5...85 % <sup>1)</sup>

<sup>1)</sup> Maximum 56 days/year at 85 %

## Lifespan

ECG lifetime	50000 / 100000 h <sup>1)</sup>
--------------	--------------------------------

<sup>1)</sup> At maximum  $T_c = 75^\circ\text{C}$  / 10% failure rate / At  $T_c = 65^\circ\text{C}$  / 10% failure rate

## Additional product data

Encapsulated	No
--------------	----

## Capabilities

Dimmable	No
Overheating protection	Automatic reversible
Overload protection	Automatic reversible
Short-circuit protection	Automatic reversible
No-load proof	Yes
Max. cable length to lamp/LED module	2.0 m
Suitable for fixtures with prot. class	I
Suitable for emergency lighting	Yes
Type of connection, output side	Push terminal
Number of channels	1

## Programming

Tuner4TRONIC	No
Tuner4TRONIC Field App	No
Programming device	LEDset

## Certificates & standards

Approval marks – approval	CE / EL / VDE-EMC / ENEC 10 / CCC / RCM
---------------------------	---












## Product datasheet

<b>Standards</b>	Acc. to EN 61347-1/Acc. to EN 61347-2-13/Acc. to EN 62384/Acc. to EN 61000-3-2/Acc. to EN 61000-3-3/Acc. to EN 61547
<b>Protection class</b>	I
<b>Type of protection</b>	IP20

### Logistical data

<b>Commodity code</b>	850440829000
-----------------------	--------------

### Download Data

File	
	User instruction OPTOTRONIC LED Power Supply
	Certificates INOTEC Certificate OT FIT 120750 D LT2 L
	Certificates INOTEC Certificate OT FIT 120750 D LT2 L appendix
	Certificates OTI DALI OT FIT D LT2 L CB DE1 58970 040320
	Certificates OT EMC 40011668 010620
	Certificates OT ENEC 40038085 200220
	Declarations of conformity OT FIT D LT2 L CE 3461268 121119
	CAD data OT FIT 120 D LT2 L IGS 270220
	CAD data OT FIT 120 D LT2 L STEP 270220
	CAD Data 2-dim OT FIT 120 D LT2 L CAD2PDF 270220
	CAD data 3-dim OT FIT 120 D LT2 L CAD3PDF 270220

### Logistical Data

Product code	Product description	Packaging unit (Pieces/Unit)	Dimensions (length x width x height)	Volume	Gross weight
4052899497900	OT FIT 120/220...240/750 D LT2 L	Shipping carton box 20	385 mm x 160 mm x 100 mm	6.16 dm <sup>3</sup>	5971.00 g

The mentioned product code describes the smallest quantity unit which can be ordered. One shipping unit can contain one or more single products. When placing an order, for the quantity please enter single or multiples of a shipping unit.

### Disclaimer

Subject to change without notice. Errors and omission excepted. Always make sure to use the most recent release.