
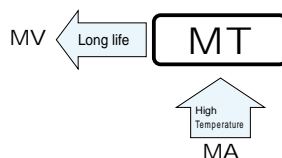


**MT** 5mmL, Wide Temperature Range  
series



Anti-Solvent  
Feature

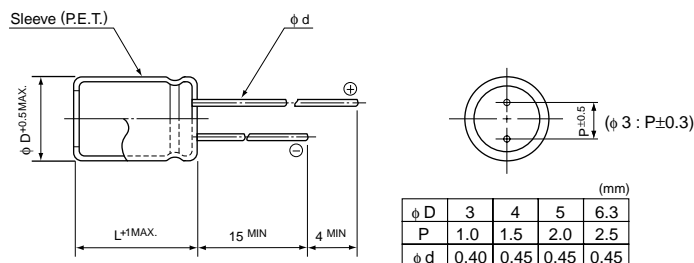
- Wide temperature range of -55 to +105°C, with 5mm height.
- Compliant to the RoHS directive (2002/95/EC).



## Specifications

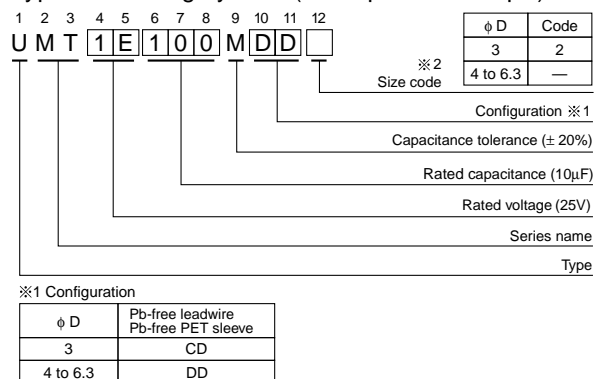
Item	Performance Characteristics								
Category Temperature Range	-55 to +105°C								
Voltage Range	4 to 50V								
Rated Capacitance Range	0.1 to 100μF								
Rated Capacitance Tolerance	±20% at 120Hz, 20°C								
Leakage Current	After 2 minutes' application of rated voltage, leakage current is not more than 0.01CV or 3 (μA), whichever is greater.								
Tangent of loss angle (tan δ)	Measurement frequency : 120Hz, Temperature : 20°C								
	Rated voltage (V)	4	6.3	10	16	25	35	50	Figures in ( ) are for φ 3 product.
	tan δ (MAX.)	0.37	0.28	0.24	0.20	0.16	0.13 (0.14)	0.12 (0.14)	
Stability at Low Temperature	Measurement frequency : 120Hz								
	Rated voltage (V)		4	6.3	10	16	25	35	50
	Impedance ratio ZT / Z20 (MAX.)	Z-25°C / Z+20°C	6	3	3	2	2	2	2
		Z-40°C / Z+20°C	12	8	5	4	3	3	3
Endurance	The specifications listed at right shall be met when the capacitors are restored to 20°C after the rated voltage is applied for 1000 hours at 105°C.					Capacitance change		Within ±25% of the initial capacitance value (φ 3mm unit, and ≤ 16V) Within ±20% of the initial capacitance value (≥ 25V)	
						tan δ		200% or less than the initial specified value	
						Leakage current		Less than or equal to the initial specified value	
Shelf Life	After storing the capacitors under no load at 105°C for 1000 hours and then performing voltage treatment based on JIS C 5101-4 clause 4.1 at 20°C, they shall meet the specified values for the endurance characteristics listed above.								
Marking	Printed with white color letter on black sleeve.								

## Radial Lead Type



- Please refer to page 20 about the end seal configuration.

## Type numbering system (Example : 25V 10μF)



※2 For φ 3mm unit, place size code of [2] to 12th digit.

## Dimensions

V	4	6.3	10	16	25	35	50
Cap.(μF)	Code	0G	0J	1A	1C	1E	1H
0.1	0R1						• 4×5 1.0
0.22	R22						• 4×5 2.6
0.33	R33						• 4×5 3.2
0.47	R47						• 4×5 3.8
1	010						• 4×5 6.2 (5.9)
2.2	2R2					3 × 5 7.5	• 4×5 11 (9)
3.3	3R3					• 4 × 5 11 (9)	4 × 5 14
4.7	4R7				• 4 × 5 13 (10)	4 × 5 15	5 × 5 19
10	100			• 4 × 5 18 (14)	5 × 5 23	5 × 5 25	6.3 × 5 30
22	220	4 × 5 22	4 × 5 22	5 × 5 27	5 × 5 30	6.3 × 5 38	6.3 × 5 48
33	330	5 × 5 30	5 × 5 30	5 × 5 35	6.3 × 5 40	6.3 × 5 48	
47	470	5 × 5 36	5 × 5 36	6.3 × 5 46	6.3 × 5 50		
100	101	6.3 × 5 60	6.3 × 5 60				Case size φ D × L (mm)

Size φ 3 × 5 is available for capacitors marked "•".  
Figures in ( ) are for φ 3 product.

Rated ripple current (mArms) at 105°C 120Hz

## Frequency coefficient of rated ripple current

Frequency	50 Hz	120 Hz	300 Hz	1 kHz	10 kHz or more
Coefficient	0.70	1.00	1.17	1.36	1.50

Please refer to page 20, 21, 22 about the formed or taped product spec.  
Please refer to page 4 for the minimum order quantity.