

D & F Series Crystal



- HC-49/S SMD Crystal
- 3rd Lead Ground Option Available
- Wide Frequency Range
- Fundamental or 3rd OT AT Cut



Frequency Range	3.200MHz to 80.000MHz
Frequency Tolerance / Stability	(See Part Number Guide for Options)
Operating Temperature Range	(See Part Number Guide for Options)
Storage Temperature	-55°C to +125°C
Aging	±5ppm / first year Max
Shunt Capacitance	7pF Max
Load Capacitance	20pF Standard (See Part Number Guide for Options)
Equivalent Series Resistance	See ESR Chart
Mode of Operation	See ESR Chart
Drive Level	1mW Max

Environmental & Mechanical Detail

Shock	MIL-STD-883, Method 2002 Cond B
Solderability	MIL-STD-883, Method 2003
Solvent Resistance	MIL-STD-202, Method 215
Vibration	MIL-STD-883, Method 2007, Cond A
Gross Leak Test	MIL-STD-883, Method 1014, Cond C
Fine Leak Test	MIL-STD-883, Method 1014, Cond A2
MSL	Level 1 per IPC/JEDEC J-STD 20

Marking Detail

Line 1: MXX.XXX
XX.XXX = Frequency in MHz
Line 2: SYMCCL
S = Internal Code
YM = Date Code (Year/Month)
CC = Crystal Parameters Code
L = Denotes RoHS Compliant

**QUALITY SYSTEM
CERTIFIED
= ISO 9001 =**

MMD MONITOR/QUARTZEK – An ILSI Company,
5458 Louie Lane, Reno, NV 89511
Phone: (775) 851-8880, www.mmdcomp.com

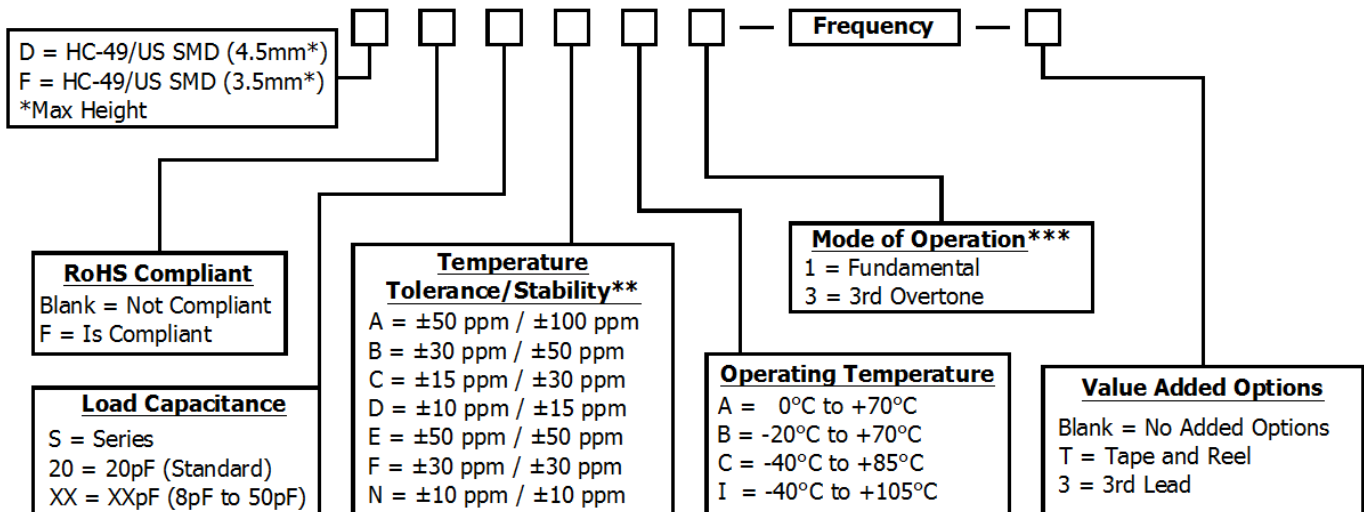


Revision: 05/24/16 R

ESR Chart

Frequency Range	ESR (Ohms)	Mode / Cut
3.200MHz to 3.999MHz	150 Max	Fund / AT
4.000MHz to 4.999MHz	120 Max	Fund / AT
5.000MHz to 5.999MHz	100 Max	Fund / AT
6.000MHz to 7.999MHz	90 Max	Fund / AT
8.000MHz to 9.999MHz	70 Max	Fund / AT
10.000MHz to 11.999MHz	50 Max	Fund / AT
12.000MHz to 14.999MHz	50 Max	Fund / AT
15.000MHz to 19.999MHz	40 Max	Fund / AT
20.000MHz to 33.000MHz	30 Max	Fund / AT
24.576MHz to 29.999MHz	100 Max	3 rd OT / AT
30.000MHz to 80.000MHz	80 Max	3 rd OT / AT

Part Number Guide



* Please consult with MMD sales department for any other parameters or options.
 ** Not all Frequency Tolerance/Stability options available at this temperature range.
 ***Mode is dependant upon Frequency. See ESR Chart

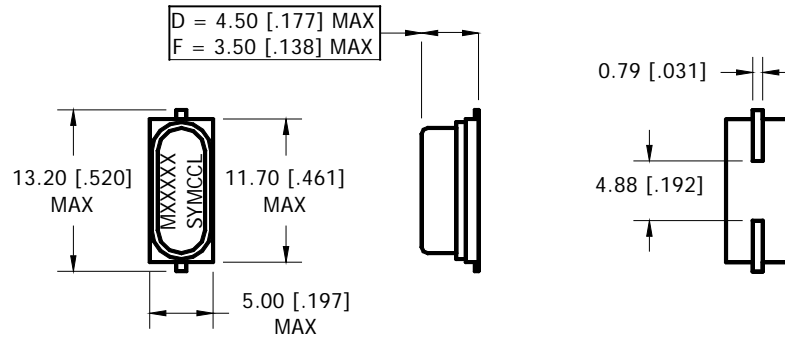
**QUALITY SYSTEM
 CERTIFIED
 = ISO 9001 =**

MMD MONITOR/QUARTZEK – An ILSI Company,
 5458 Louie Lane, Reno, NV 89511
 Phone: (775) 851-8880, www.mmdcomp.com

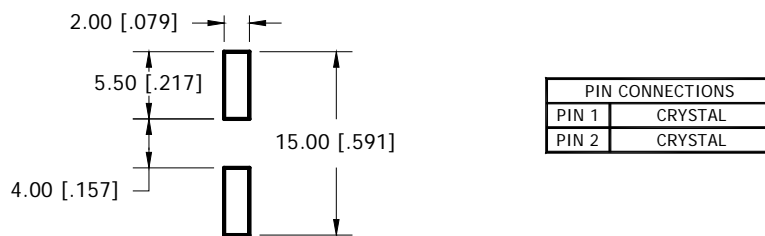


Revision: 05/24/16 R

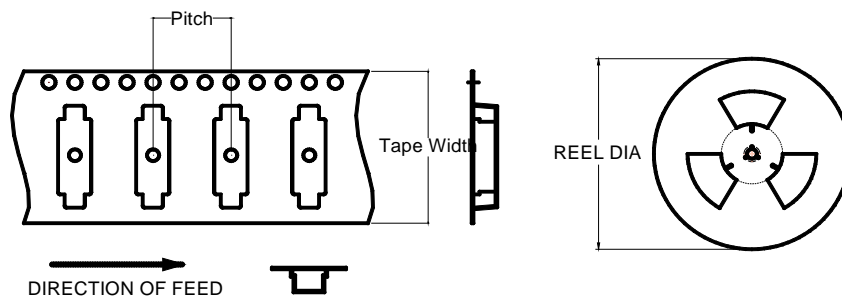
Mechanical Details



DIMENSION IN BRACKETS ARE IN INCHES



Tape & Reel



PITCH	12.00 [.628]
TAPE WIDTH	24.00 [.945]
REEL DIA	330 [13]
COUNT.	1000

NOTES: UNLESS OTHERWISE SPECIFIED
 1. Applicable Standards / Specifications
ANSI Y14.5M, Dimensions and Tolerances
EIA-481-B, 8 mm through 200mm Embossed Carrier Taping and 8 mm and 12 mm Punched Carrier Taping of Surface Mount Components for Automatic Handling.
 2. Dimensions are in millimeters.
 3. Tolerances are ± 0.1 [.004] mm unless otherwise specified.
 4. Do not scale drawing.

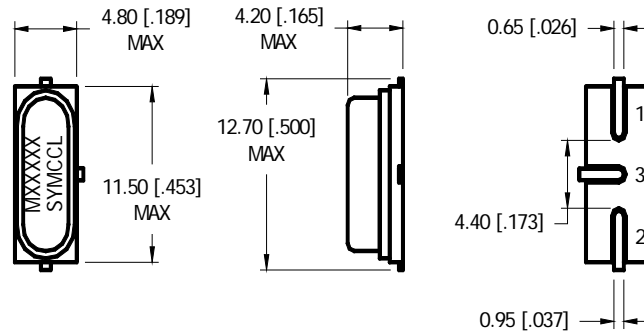
**QUALITY SYSTEM
 CERTIFIED
 = ISO 9001 =**

MMD MONITOR/QUARTZEK – An ILSI Company,
 5458 Louie Lane, Reno, NV 89511
 Phone: (775) 851-8880, www.mmdcomp.com

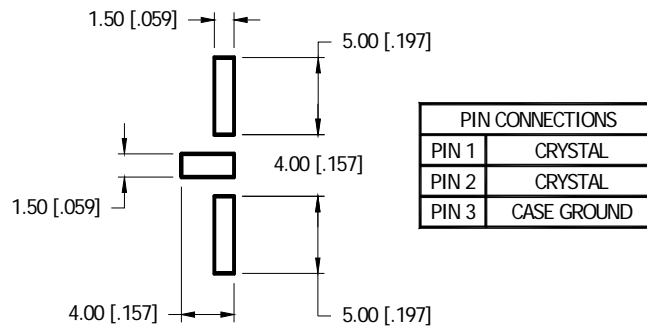


Revision: 05/24/16 R

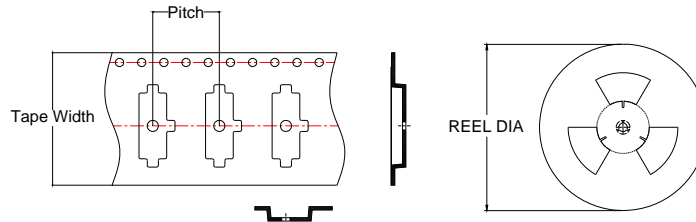
3rd Lead Mechanical Details



DIMENSION IN BRACKETS ARE IN INCHES



3rd Lead Tape & Reel Dimensions



PITCH	12.00 [.471]
TAPE WIDTH	24.00 [.942]
REEL DIA	330 [13.0]
COUNT	1000pcs

NOTES: UNLESS OTHERWISE SPECIFIED
 Applicable Standards / Specifications
 ANSI Y14.5M, Dimensions and Tolerances
 EIA-481-B, 8 mm through 200mm Embossed Carrier Taping and 8 mm and 12 mm Punched Carrier Taping of Surface Mount Components for Automatic Handling.
 Dimensions are in millimeters.
 Tolerances are ±0.10 [.004] mm unless otherwise specified.
 Do not scale drawing.

**QUALITY SYSTEM
 CERTIFIED
 = ISO 9001 =**

MMD MONITOR/QUARTZEK – An ILSI Company,
 5458 Louie Lane, Reno, NV 89511
 Phone: (775) 851-8880, www.mmdcomp.com



Revision: 05/24/16 R