


# LV250 Series

250 Watt U-Frame Switching Power Supply  
Single Outputs ranging from 2.0~60 VDC



## Product Features:

- Auto-ranging AC input with Power Factor Correction
- Small Size - only 5 x 3.2 x 1 U
- 250 Watt Operation with 16 cfm airflow
- 100% Burn-in, hi pot tested
- Price competitive design
- Signals including Enable & DC OK
- Auxiliary Fan Output Function
- EN610000-3-2 / IEC100-3-2 Compliant
- Worldwide Safety Approvals
- EN55022 & FCC Class B Emissions
- CE Mark



## INPUT SPECIFICATIONS:

VOLTAGE	Autoranging AC Input (90-132 / 180-264 VAC)
FREQUENCY	47-63Hz
INRUSH	70A @ 230 VAC input Range (Max Cold Start)
CURRENT	6A @ 115 VAC / 3A @ 230 VAC (Max Continuous)
LEAKAGE	1mA Max @ 264 VAC
HOLD-UP	20ms minimum
EFFICIENCY	80% Typical
HARMONICS	EN61000-3-2 Class A Compliant

## OUTPUT SPECIFICATIONS:

LINE REGULATION	±1.0% Max over entire input range
LOAD REGULATION	±1.0% maximum
RIPPLE	±1.0% or 50mV pk-k max, whichever is greater (20 MHz)
SETPOINT ACCURACY	±1.0%
OVER CURRENT	110-135% (Auto-Recovery)
OVER VOLTAGE PROTECTION	Latches off at >130% of Vnom

## STATUS & CONTROL SPECIFICATIONS:

REMOTE ON/OFF	TTL Low for Remote Off
DC OK	High Signal indicates DC Output is on and within regulation
AUXILIARY FAN	12V @ 250mA

## GENERAL SPECIFICATIONS:

OPERATING TEMPERATURE	0 ~ +70°C (Derate 2.5% per °C above 50°C)
STORAGE TEMPERATURE	-40°C ~ +85°C
COOLING	16CFM for Full Load
HUMIDITY	5-95% (non-condensing)
VIBRATION	10-55Hz, 2G, 3Min. Period / 60 min each (3 axes)
SHOCK	20G Peak Acceleration
RELIABILITY	>100k Hours according to Mil HDBK- 217F @ 30°C

## EMISSIONS:

EMISSIONS	EN5502 Level B (Conducted)
ELECTROSTATIC DISCHARGE	EN61000-4-2, 4kV Contact / 8kV air
RADIATED SUSCEPTIBILITY	EN61000-4-3, 26-1000MHz, 10V/M, 80% AM
EFT / BURSTS	EN61000-4-4, 2kV
SURGES	EN61000-4-5, 2kV Earth, 1kV Line-Line
CONDUCTED IMMUNITY	EN61000-4-6, 0.15-800MHz, 10V 80%
VOLTAGE DIPS	EN61000-4-10, 95% Dip & 10ms, 30% Dip & 500ms
VOLTAGE INTERRUPTIONS FLUCTUATIONS & FLICKER	EN61000-4-11, 95% reduction, 5ms EN61000-3-3

## SAFETY STANDARDS:

UL/CUL	60950-1
CSA	22.2 # 60950-1
TUV	EN60950-1
CB REPORT	IEC60950-1
CE MARK	LVD



lhvpower.com

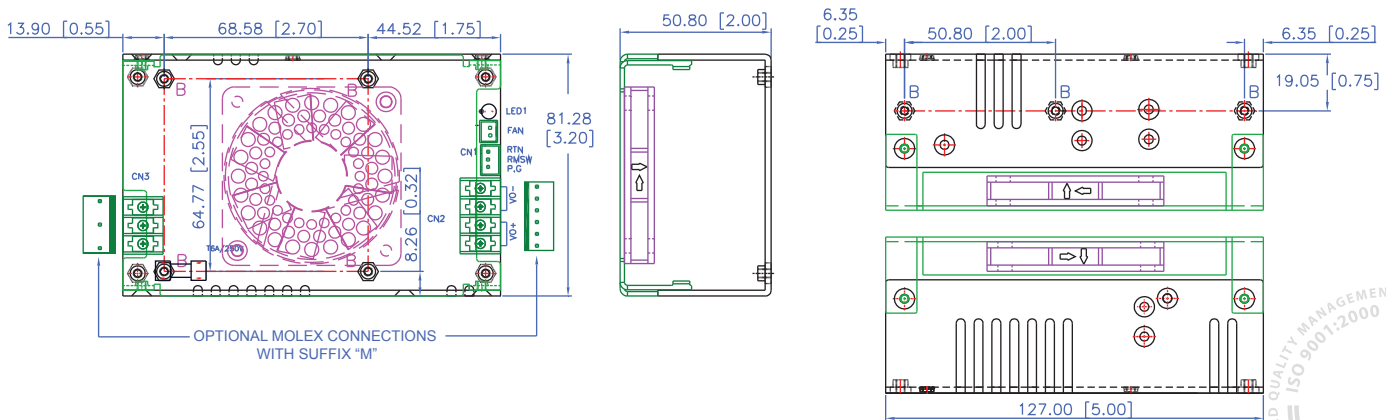
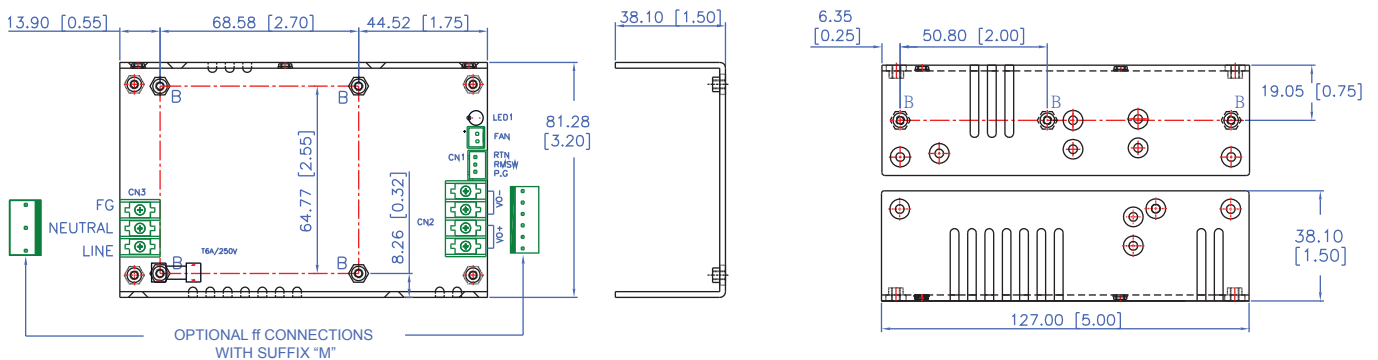
LHV Power Corporation | 10221 Buena Vista | Santee, CA 92071, USA  
Tel: 619 258 7700 | Fax: 619 258 7733 | sale@lhvpower.com

# LV250 Series

## 250 Watt U-Frame Switching Power Supply Single Outputs ranging from 2.0~60 VDC

PART #	V1 / A1	NOTE
LV250x-05	5V 40A	Factory Setpoint Range of 2.0 ~ 5.0 VDC
LV250x-09	9V 25A	Factory Setpoint Range of 6.0 ~ 10.0 VDC
LV250x-12	12V 20.83A	Factory Setpoint Range of 11.0 ~ 13.8 VDC
LV250x-15	15V 16.67A	Factory Setpoint Range of 14.0 ~ 15.5 VDC
LV250x-18	18V 13.89A	Factory Setpoint Range of 16.0 ~ 20 VDC
LV250x-24	24V 10.42A	Factory Setpoint Range of 21.0 ~ 26 VDC
LV250x-28	28V 8.93A	Factory Setpoint Range of 27.0 ~ 34 VDC
LV250x-36	36V 6.94A	Factory Setpoint Range of 35.0 ~ 42 VDC
LV250x-48	48V 5.10A	Factory Setpoint Range of 43.0 ~ 50 VDC
LV250x-54	54V 4.62A	Factory Setpoint Range of 51.0 ~ 60 VDC

- Consult LHV Power for any Output Voltage within the specified Factory Setpoint Ranges above (All safety approvals are maintained)
- Replace "x" with U to designate U-Frame package or "F" for Top-Mount Fan Cover
- Standard Input / Output Connections are Terminal Blocks. Add Suffix "M" to designate Molex Connections:
  - Input Connector (CN3): Mating Molex Part No. 09-91-0500 or equivalent (5 pin, 3 used) PCB is Labeled: L = Line; N = Neutral; G = Chassis Ground
  - Output Connector (CN2): Mating Molex Part No. 09-91-0600. Mating Pins: Molex Engineering series 2478, 2578, 8818 or Howder M3. 3 pin
- Power Good, Remote On/Off mating connectors (CN1): Mating JST Part No. XHP-3 or equivalent (CHYAO SHIUNN JS-2001-03). Mating Pins: JST SXH-002T-P0.6 FOR AWG 30 to 26
- Fan Drive: Mating JST Part No. XHP-2 or equivalent (CHYAO SHIUNN JS-2001-02)
- Mounting Inserts: 7 Places M3. Maximum Penetration 3.8mm. Designated as "B" on the mechanical drawing below.



lhvpower.com

LHV Power Corporation | 10221 Buena Vista | Santee, CA 92071, USA  
Tel: 619 258 7700 | Fax: 619 258 7733 | sale@lhvpower.com