

## SUMMARY

### # Wires

Low voltage 8



*Image is for illustrative purpose only*

Series 1P  
Termination type Female solder  
IP rating 50  
AWG wire size 0.00 - 26.00  
Cable Ø 1.70 - 6.50 mm  
Status active

### Download

[Request a quote](#)

[Catalog](#)

## TECHNICAL DETAILS

### Mechanics

Shell Style/Model PK\*: Fixed receptacle with two nuts (back panel mounting)  
Keying 1 key (alpha=0; Plug: male contact; Receptacle: female contact)  
Housing Material PEI (Polyetherimide), grey  
Variant G : grey front nut  
Weight 4.91 g

### Performance

Configuration 1P.M08 : 8 Low Voltage  
Insulator L: PEEK (UL 94 / V-0/1.5)  
Rated Current 5 Amps

### Specifications

Contact Type: Solder  
Contact Dia.: 0.7 mm (0.0275in)  
Bucket Dia.: 0.6 mm (0.024in)  
Max. Solid Conductor: 0.14 mm<sup>2</sup> (AWG 26)  
Max. Stranded Conductor: 0.14 mm<sup>2</sup> (AWG 26)  
R (max): 6.5 mOhm  
Test voltage (kV rms) Contact-contact: 1.05

LEMO products and services are provided "as is". LEMO makes no warranties or representations with regard to LEMO product & services or use of them, express, implied or statutory, including for accuracy, completeness, or security. The user is fully responsible for his products and applications using LEMO components.

Air clerance min.: 0.6 mm  
Creepage distance min.: 0.6 mm

Others

- Endurance (Shell): >2000 mating cycles
- F ret (min): 50 N
- F ret (max): 150 N
- Steam sterilization: > 100 times (with potting on rear connection)

DRAWINGS

Draws



Dimensions











	A	N	a
mm.	19.5	20.5-22.2	0-4.5
in.	0.77	0.81	0.00

RECOMMENDED BY LEMO

Tools

Cables

LEMO products and services are provided “as is”. LEMO makes no warranties or representations with regard to LEMO product & services or use of them, express, implied or statutory, including for accuracy, completeness, or security. The user is fully responsible for his products and applications using LEMO components.

CMN.08.T26.042QGZE	TPR (medical)	Grey	
008 050	PVC	Black	
008 280	PVC	Black	
016 080	PVC	Grey	
042 265	PVC	Yellow	
080 140	PVC	Grey	
108 240	PTFE	White	
108 260	PTFE	White	
180 260	PVC	Black	
280 250	PVC	Grey	
335 990	PVC	Black	
335 991	PVC	Black	

LEMO products and services are provided "as is". LEMO makes no warranties or representations with regard to LEMO product & services or use of them, express, implied or statutory, including for accuracy, completeness, or security. The user is fully responsible for his products and applications using LEMO components.