

## SUMMARY

### # Wires

Low voltage 4



*Image is for illustrative purpose only*

Series	1P
Termination type	Female solder
IP rating	50
AWG wire size	0.00 - 22.00
Cable Ø	1.70 - 6.50 mm
Status	active
Matching parts	<a href="#">PAG.M0.4GL.AC39G</a>

### Download

[Request a quote](#)

[Catalog](#)

## TECHNICAL DETAILS

### Mechanics

Shell Style/Model	PK*: Fixed receptacle with two nuts (back panel mounting)
Keying	1 key (alpha=0; Plug: male contact; Receptacle: female contact)
Housing Material	PSU (Polysulfone), grey
Variant	G : grey front nut
Weight	4.72 g

### Performance

Configuration	1P.M04 : 4 Low Voltage
Insulator	L: PEEK (UL 94 / V-0/1.5)
Rated Current	8 Amps

### Specifications

Contact Type: Solder
Contact Dia.: 0.9 mm (0.0354in)
Bucket Dia.: 0.8 mm (0.031in)
Max. Solid Conductor: 0.34 mm <sup>2</sup> (AWG 22)
Max. Stranded Conductor: 0.34 mm <sup>2</sup> (AWG 22)
R (max): 4.5 mOhm
Test voltage (kV rms) Contact-contact: 1.2

LEMO products and services are provided "as is". LEMO makes no warranties or representations with regard to LEMO product & services or use of them, express, implied or statutory, including for accuracy, completeness, or security. The user is fully responsible for his products and applications using LEMO components.

Air clerance min.: 1.2 mm  
Creepage distance min.: 1.2 mm

Others

- Endurance (Shell): >2000 mating cycles
- F ret (min): 50 N
- F ret (max): 150 N
- Steam sterilization: > 100 times (with potting on rear connection)

DRAWINGS

Draws



Dimensions






















	A	N	a
mm.	19.5	20.5-22.2	0-4.5
in.	0.77	0.81	0.00

RECOMMENDED BY LEMO

Tools

Cables

LEMO products and services are provided “as is”. LEMO makes no warranties or representations with regard to LEMO product & services or use of them, express, implied or statutory, including for accuracy, completeness, or security. The user is fully responsible for his products and applications using LEMO components.

CMN.04.T22.047PGCE	PVC	GREY	
CMN.04.T22.047PNCE	PVC	Black	
CMN.04.T28.031PGCE	PVC	GREY	
CMN.04.T22.048QGZE	TPR (medical)	Grey	
CMN.04.T22.047PGZE		Grey	
CMN.04.T22.047PNZE			
CMN.04.T22.047QGC	TPR	Grey	
CMN.04.T28.031PGZE		Grey	
CMN.04.T28.031PNCE	PVC	Black	
CMN.04.T28.031PNZE			
CMN.04.T28.031QGC	TPR	Grey	
004 041	PVC	Grey	
004 050	PVC	Black	
004 080	PVC	Grey	
004 220	PVC	Black	
004 221	PVC	Black	
004 260	PTFE	White	
004 280	PVC	Black	
040 080	PVC	Black	
040 086	PVC	Blue	
040 140	PVC	Black	
040 240	PTFE	White	
040 260	PVC	Black	
080 080	PVC	Grey	
080 082	PVC	Red	
080 084	PVC	Black	
140 240	PVC	Black	
140 250	PVC	Grey	
CTR.75.030.121870G	PVC	Grey	

LEMO products and services are provided "as is". LEMO makes no warranties or representations with regard to LEMO product & services or use of them, express, implied or statutory, including for accuracy, completeness, or security. The user is fully responsible for his products and applications using LEMO components.