

## SUMMARY

### # Wires

Low voltage 3



*Image is for illustrative purpose only*

Series	0B
Termination type	Female solder
IP rating	50
AWG wire size	20.00 - 20.00
Cable Ø	4.30 - 5.20 mm
Status	active
Matching parts	<a href="#">FGG.0B.303.CLAD52Z</a>

### Download

[Request a quote](#)

[Eplan](#)

[Catalog](#)

## TECHNICAL DETAILS

### Mechanics

Shell Style/Model	PH*: Free receptacle, cable collet and nut for fitting a bend relief
Keying	1 key (alpha=0, plug: male contacts, receptacle: female contacts)
Housing Material	Brass (chrome plated) shell and collet nut, nickel plated brass latch sleeve and mid pieces
Variant	Z : Nut for fitting a bend relief
Weight	9.64 g

### Performance

Configuration	0B.303 : 3 Low Voltage
Insulator	L: PEEK (UL 94 / V-0/1.5)
Rated Current	8 Amps

### Specifications

Contact Type: Solder  
 Contact Dia.: 0.9 mm (0.035in)  
 Bucket Dia.: 1.0 mm (0.039in)  
 Max. Solid Conductor: 0.56 mm<sup>2</sup> (AWG 20)  
 Max. Stranded Conductor: 0.56 mm<sup>2</sup> (AWG 20)  
 R (max): 4.8 mOhm  
 Vtest (contact-shell): 900 V (AC), 1270 V (DC)

*LEMO products and services are provided "as is". LEMO makes no warranties or representations with regard to LEMO product & services or use of them, express, implied or statutory, including for accuracy, completeness, or security. The user is fully responsible for his products and applications using LEMO components.*

Vtest (contact-contact): 1200 V (AC), 1700 V (DC)

Others

- Endurance (Shell): 5000
- Temp (min / max): -55°C / +250°C
- Humidity (max): <=95% [at 60 deg C /140 F]
- Vibration: 15 g [10 Hz - 2000 Hz]
- Shock Resistance: 100 g [ 6 ms]
- Climatical Category: 50/175/21
- Shielding (min): 75 dB (10 MHz)
- Shielding (min): 40 dB (1 GHz)
- Salt Spray Corrosion: >1000 hr

DRAWINGS

Draws



Dimensions








	A	L	S1	S2
mm.	9.5	34.5	8	7
in.	0.37	1.36	0.31	0.28

RECOMMENDED BY LEMO

Tools

LEMO products and services are provided “as is”. LEMO makes no warranties or representations with regard to LEMO product & services or use of them, express, implied or statutory, including for accuracy, completeness, or security. The user is fully responsible for his products and applications using LEMO components.

## Cables

CMN.03.T22.049PGCE	PVC	GREY	
CMN.03.T22.049PGZE		Grey	
CMN.03.T22.049PNCE	PVC	Black	
CMN.03.T22.049PNZE			
003 220	PVC	Black	
030 260	PVC	Black	
060 080	PVC	Grey	
130 240	PVC	Black	
130 250	PVC	Grey	