

## SUMMARY

### # Wires

Low voltage 5



*Image is for illustrative purpose only*

Series	1B
Termination type	Male solder
IP rating	50
AWG wire size	22.00 - 22.00
Cable Ø	4.30 - 5.20 mm
Status	active
Matching parts	<a href="#">EGG.1B.305.CLL</a> <a href="#">PHG.1B.305.CLLD52</a>

### Download

[Request a quote](#)

[Catalog](#)

[See video assembly instructions](#)

## TECHNICAL DETAILS

### Mechanics

Shell Style/Model	FG*: Straight plug, cable collet
Keying	1 key (alpha=0, plug: male contacts, receptacle: female contacts)
Housing Material	Brass (chrome plated) shell and collet nut, nickel plated brass latch sleeve and mid pieces
Weight	15.40 g

### Performance

Configuration	1B.305 : 5 Low Voltage
Insulator	L: PEEK (UL 94 / V-0/1.5)
Rated Current	9 Amps

### Specifications

Contact Type: Solder
Contact Dia.: 0.9 mm (0.035in)
Bucket Dia.: 0.8 mm (0.031in)
Max. Solid Conductor: 0.34 mm <sup>2</sup> (AWG 22)
Max. Stranded Conductor: 0.34 mm <sup>2</sup> (AWG 22)
R (max): 4.8 mOhm
Vtest (contact-shell): 1150 V (AC), 1630 V (DC)
Vtest (contact-contact): 1250 V (AC), 1770 V (DC)

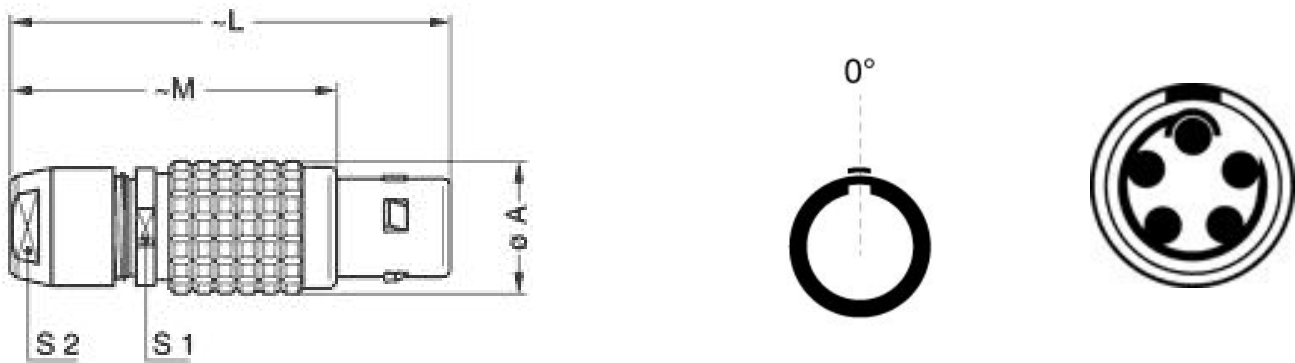
LEMO products and services are provided "as is". LEMO makes no warranties or representations with regard to LEMO product & services or use of them, express, implied or statutory, including for accuracy, completeness, or security. The user is fully responsible for his products and applications using LEMO components.

Others

- Endurance (Shell): 5000
- Temp (min / max): -55° C / +250° C
- Humidity (max): <=95% [at 60 deg C / 140 F]
- Vibration: 15 g [10 Hz - 2000 Hz]
- Shock Resistance: 100 g [ 6 ms]
- Climatical Category: 50/175/21
- Shielding (min): 75 dB (10 MHz)
- Shielding (min): 40 dB (1 GHz)
- Salt Spray Corrosion: >1000 hr

DRAWINGS

Draws



Dimensions

	A	L	M	S1	S2
mm.	12	43	32	10	9
in.	0.47	1.69	1.26	0.39	0.35



RECOMMENDED BY LEMO

Tools

- Spanner wrench: [DCD.1B.015.PA090](#)
- Caps: [BFG.1B.100.PCSG](#)

LEMO products and services are provided “as is”. LEMO makes no warranties or representations with regard to LEMO product & services or use of them, express, implied or statutory, including for accuracy, completeness, or security. The user is fully responsible for his products and applications using LEMO components.

Cables

CMN.05.T22.051PGCE	PVC	GREY	
CMN.05.T22.051PNCE	PVC	Black	
CMN.05.T22.051QGZE	TPR (medical)	Grey	
CMN.05.T22.051PGZE		Grey	
CMN.05.T22.051PNZE			
050 090	PVC	Black	
050 140	PVC	Grey	

LEMO products and services are provided “as is”. LEMO makes no warranties or representations with regard to LEMO product & services or use of them, express, implied or statutory, including for accuracy, completeness, or security. The user is fully responsible for his products and applications using LEMO components.