

SUMMARY

Wires

Low voltage 3



Image is for illustrative purpose only

Series	0B
Termination type	Male solder
IP rating	50
AWG wire size	20.00 - 20.00
Cable Ø	4.30 - 5.20 mm
Status	active
Matching parts	EGG.0B.303.CLL PHG.0B.303.CLLD52

Download

[Request a quote](#)

[Eplan](#)

[Catalog](#)

[See video assembly instructions](#)

TECHNICAL DETAILS

Mechanics

Shell Style/Model	FG*: Straight plug, cable collet
Keying	1 key (alpha=0, plug: male contacts, receptacle: female contacts)
Housing Material	Brass (chrome plated) shell and collet nut, nickel plated brass latch sleeve and mid pieces
Weight	8.30 g

Performance

Configuration	0B.303 : 3 Low Voltage
Insulator	L: PEEK (UL 94 / V-0/1.5)
Rated Current	8 Amps

Specifications

Contact Type: Solder
Contact Dia.: 0.9 mm (0.035in)
Bucket Dia.: 1.0 mm (0.039in)
Max. Solid Conductor: 0.56 mm ² (AWG 20)
Max. Stranded Conductor: 0.56 mm ² (AWG 20)
R (max): 4.8 mOhm
Vtest (contact-shell): 900 V (AC), 1270 V (DC)
Vtest (contact-contact): 1200 V (AC), 1700 V (DC)

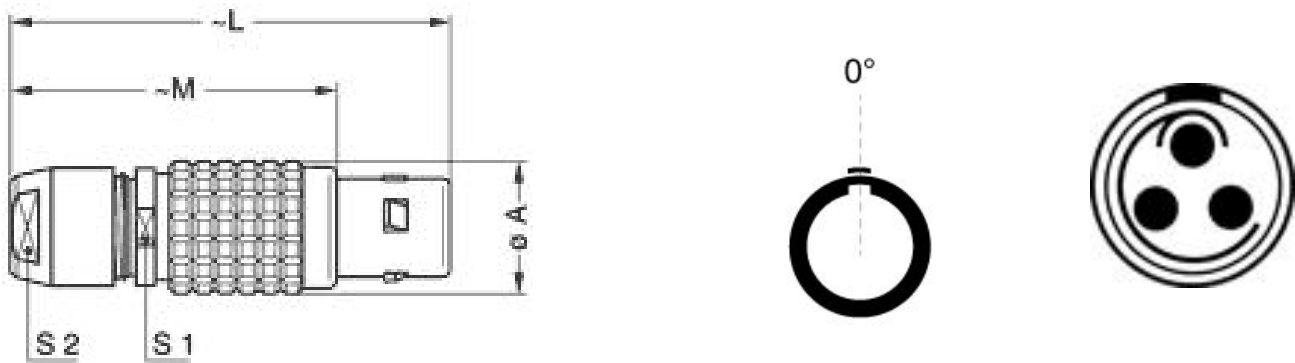
LEMO products and services are provided "as is". LEMO makes no warranties or representations with regard to LEMO product & services or use of them, express, implied or statutory, including for accuracy, completeness, or security. The user is fully responsible for his products and applications using LEMO components.

Others

- Endurance (Shell): 5000
- Temp (min / max): -55° C / +250° C
- Humidity (max): <=95% [at 60 deg C / 140 F]
- Vibration: 15 g [10 Hz - 2000 Hz]
- Shock Resistance: 100 g [6 ms]
- Climatical Category: 50/175/21
- Shielding (min): 75 dB (10 MHz)
- Shielding (min): 40 dB (1 GHz)
- Salt Spray Corrosion: >1000 hr

DRAWINGS

Draws



Dimensions

	A	L	M	S1	S2
mm.	9.5	36	26	8	7
in.	0.37	1.42	1.02	0.31	0.28









RECOMMENDED BY LEMO

Tools

- Spanner wrench: [DCD.OB.005.PA070](#)
- Caps: [BFG.OB.100.PCSG](#)

LEMO products and services are provided “as is”. LEMO makes no warranties or representations with regard to LEMO product & services or use of them, express, implied or statutory, including for accuracy, completeness, or security. The user is fully responsible for his products and applications using LEMO components.

Cables

CMN.03.T22.049PGCE	PVC	GREY	
CMN.03.T22.049PGZE		Grey	
CMN.03.T22.049PNCE	PVC	Black	
CMN.03.T22.049PNZE			
003 220	PVC	Black	
030 260	PVC	Black	
060 080	PVC	Grey	
130 240	PVC	Black	
130 250	PVC	Grey	

LEMO products and services are provided "as is". LEMO makes no warranties or representations with regard to LEMO product & services or use of them, express, implied or statutory, including for accuracy, completeness, or security. The user is fully responsible for his products and applications using LEMO components.