

SUMMARY

Wires

Low voltage 14



Image is for illustrative purpose only

Series	2B
Termination type	Female solder
IP rating	50
AWG wire size	22.00 - 22.00
Cable Ø	1.40 - 9.90 mm
Status	active
Matching parts	FGG.2B.314.CLAD92Z

Download

[Request a quote](#)

[Eplan](#)

[Catalog](#)

TECHNICAL DETAILS

Mechanics

Shell Style/Model	EG*: Fixed receptacle, nut fixing
Keying	1 key (alpha=0, plug: male contacts, receptacle: female contacts)
Housing Material	Brass (chrome plated) shell and collet nut, nickel plated brass latch sleeve and mid pieces
Weight	14.94 g

Performance

Configuration	2B.314 : 14 Low Voltage
Insulator	L: PEEK (UL 94 / V-0/1.5)
Rated Current	6.5 Amps

Specifications

Contact Type:	Solder
Contact Dia.:	0.7 mm (0.028in)
Bucket Dia.:	0.8 mm (0.031in)
Max. Solid Conductor:	0.34 mm ² (AWG 22)
Max. Stranded Conductor:	0.34 mm ² (AWG 22)
R (max):	6.1 mOhm
Vtest (contact-shell):	1350 V (AC), 1910 V (DC)
Vtest (contact-contact):	1150 V (AC), 1630 V (DC)

LEMO products and services are provided "as is". LEMO makes no warranties or representations with regard to LEMO product & services or use of them, express, implied or statutory, including for accuracy, completeness, or security. The user is fully responsible for his products and applications using LEMO components.

Others

- Endurance (Shell): 5000
- Temp (min / max): -55° C / +250° C
- Humidity (max): <=95% [at 60 deg C / 140 F]
- Vibration: 15 g [10 Hz - 2000 Hz]
- Shock Resistance: 100 g [6 ms]
- Climatical Category: 50/175/21
- Shielding (min): 75 dB (10 MHz)
- Shielding (min): 40 dB (1 GHz)
- Salt Spray Corrosion: >1000 hr

DRAWINGS

Draws



Dimensions












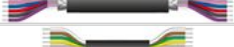





	A	B	E	L	M	N	S1	S3	e
mm.	18	19.5	8.5	26.7	1.8	24.6	13.5	17	M15x1.0
in.	0.71	0.77	0.33	1.05	0.07	0.97	0.53	0.67	

RECOMMENDED BY LEMO

Tools

LEMO products and services are provided “as is”. LEMO makes no warranties or representations with regard to LEMO product & services or use of them, express, implied or statutory, including for accuracy, completeness, or security. The user is fully responsible for his products and applications using LEMO components.

Cables

CMN. 14.T22.068PGCE	PVC	GREY	
CMN. 14.T22.081PGCE	PVC	GREY	
CMN. 14.T28.056PGCE	PVC	GREY	
CMN. 14.T28.056QGZE	TPR (medical)	Grey	
CMN. 14.T22.068PGZE		Grey	
CMN. 14.T22.068PNCE	PVC	Black	
CMN. 14.T22.068PNZE			
CMN. 14.T22.081PGZE		Grey	
CMN. 14.T22.081PNCE	PVC	Black	
CMN. 14.T22.081PNZE			
CMN. 14.T28.056PGZE		Grey	
CMN. 14.T28.056PNCE	PVC	Black	
CMN. 14.T28.056PNZE			
114 260	PTFE	White	
214 140	PVC	Black	
214 240	PTFE	White	
314 250	PVC	Grey	

LEMO products and services are provided "as is". LEMO makes no warranties or representations with regard to LEMO product & services or use of them, express, implied or statutory, including for accuracy, completeness, or security. The user is fully responsible for his products and applications using LEMO components.