

SUMMARY

Wires

Low voltage 5



Image is for illustrative purpose only

Series	0B
Termination type	Female crimp
IP rating	50
AWG wire size	26.00 - 22.00
Cable Ø	1.40 - 5.60 mm
Status	active
Matching parts	FGG.0B.305.CYCD52Z

Download

[Request a quote](#)

[Eplan](#)

[Catalog](#)

TECHNICAL DETAILS

Mechanics

Shell Style/Model	EG*: Fixed receptacle, nut fixing
Keying	1 key (alpha=0, plug: male contacts, receptacle: female contacts)
Housing Material	Brass (chrome plated) shell and collet nut, nickel plated brass latch sleeve and mid pieces
Weight	5.69 g

Performance

Configuration	0B.305 : 5 Low Voltage
Insulator	Y: PEEK for crimp contacts
Rated Current	6.5 Amps

Specifications

Contact Type: Crimp
Contact Retention: 22 N
Contact Dia.: 0.7 mm (0.028in)
Bucket Dia.: 0.8 mm (0.031in)
Min. Conductor: 0.14 mm ² (AWG 26)
Max. Conductor: 0.34 mm ² (AWG 22)
R (max): 6.1 mOhm
Vtest (contact-shell): 1200 V (AC), 1700 V (DC)
Vtest (contact-contact): 1250 V (AC), 1770 V (DC)

LEMO products and services are provided "as is". LEMO makes no warranties or representations with regard to LEMO product & services or use of them, express, implied or statutory, including for accuracy, completeness, or security. The user is fully responsible for his products and applications using LEMO components.

Others

Endurance (Shell): 5000
Temp (min / max): -55° C / +250° C
Humidity (max): <=95% [at 60 deg C / 140 F]
Vibration: 15 g [10 Hz - 2000 Hz]
Shock Resistance: 100 g [6 ms]
Climatical Category: 50/175/21
Shielding (min): 75 dB (10 MHz)
Shielding (min): 40 dB (1 GHz)
Salt Spray Corrosion: >1000 hr

DRAWINGS

Draws



Dimensions

	A	B	E	L	M	N	S1	S3	e
mm.	10	12.5	7	20.7	1.2	19.1	8.2	11	M9x0.6
in.	0.39	0.49	0.28	0.81	0.05	0.75	0.32	0.43	

RECOMMENDED BY LEMO













Tools

Crimp Tool: [DPC.91.701.V](#)
Crimp settings: AWG/Selector = 22-24-26/6-5-5

LEMO products and services are provided “as is”. LEMO makes no warranties or representations with regard to LEMO product & services or use of them, express, implied or statutory, including for accuracy, completeness, or security. The user is fully responsible for his products and applications using LEMO components.

Positionner: [DCE.91.070.BVM](#)
 Extractor: [DCF.92.070.3LT](#)
 Replacement contact: EGG.0B.655.ZZM

Cables

CMN.05.T22.051PGCE	PVC	GREY	
CMN.05.T22.051PNCE	PVC	Black	
CMN.05.T22.051QGZE	TPR (medical)	Grey	
CMN.05.T28.029PGCE	PVC	GREY	
CMN.05.T22.051PGZE		Grey	
CMN.05.T22.051PNZE			
CMN.05.T28.029PGZE		Grey	
CMN.05.T28.029PNCE	PVC	Black	
CMN.05.T28.029PNZE			
005 050	PVC	Black	
050 090	PVC	Black	
050 140	PVC	Grey	
150 250	PVC	Grey	

LEMO products and services are provided “as is”. LEMO makes no warranties or representations with regard to LEMO product & services or use of them, express, implied or statutory, including for accuracy, completeness, or security. The user is fully responsible for his products and applications using LEMO components.