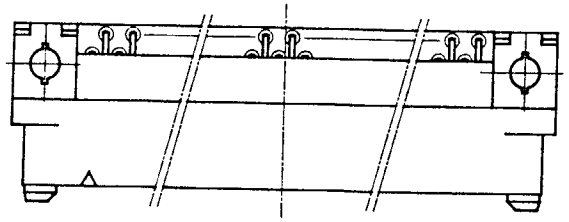

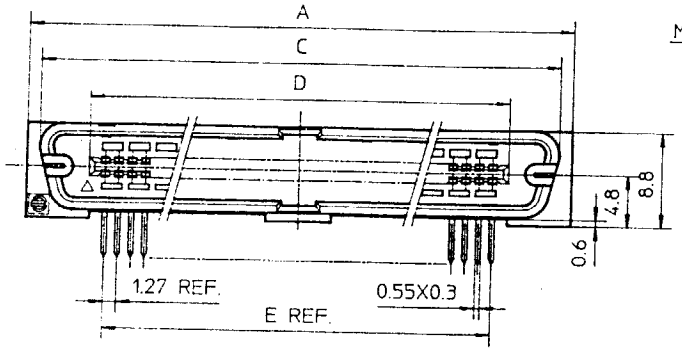

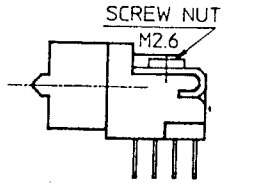

PHEC___P-R212

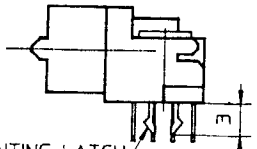

PHEC___P-R211

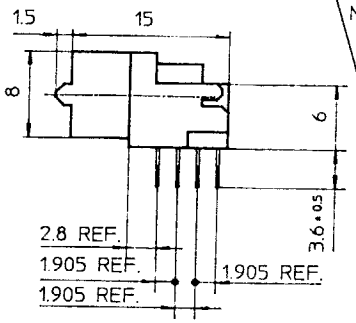

PHEC___P-R210

RECOMMENDED PC BOARD

THICKNESS : 1.6 ±0.2

HOLE PATTERN (COMPONENT SIDE)

n : NO. OF CONTACTS

NO. OF CONTACTS : 40,60,68,80,100,120

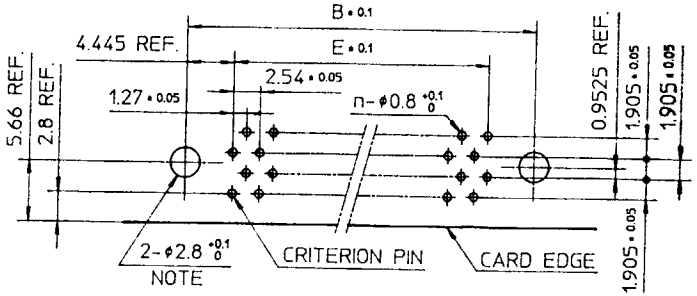

NO. OF CONTACTS : 30,34,50

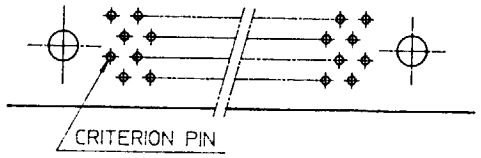

NOTE

THROUGH-HOLES FOR MOUNTING LATCHES ALSO SHOULD BE PLATED.

NO. OF CONTACTS : 40,60,68,80,100,120

CRITERION PIN

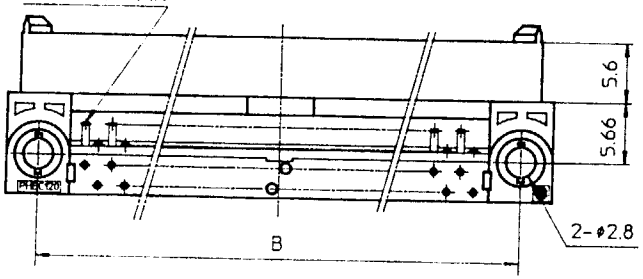

NO. OF CONTACTS : 30,34,50

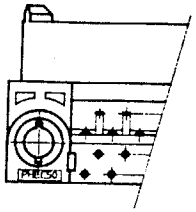

TOLERANCES

UNLESS OTHERWISE SPECIFIED : ±0.3

CAT. NO.	NO. OF CONTACTS (MATING SIDE)	DIMENSIONS				
		A	B	C	D	E
PHEC30P-R21_	15/ROW X 2 ROWS	32.67	26.67	30.3	20.42	17.78
PHEC34P-R21_	17/ROW X 2 ROWS	35.21	29.21	32.84	22.96	20.32
PHEC40P-R21_	20/ROW X 2 ROWS	39.02	33.02	36.65	26.77	24.13
PHEC50P-R21_	25/ROW X 2 ROWS	45.37	39.37	43	33.12	30.48
PHEC60P-R21_	30/ROW X 2 ROWS	51.72	45.72	49.35	39.47	36.83
PHEC68P-R21_	34/ROW X 2 ROWS	56.8	50.8	54.43	44.55	41.91
PHEC80P-R21_	40/ROW X 2 ROWS	64.42	58.42	62.05	52.17	49.53
PHEC100P-R21_	50/ROW X 2 ROWS	77.12	71.12	74.75	64.87	62.23
PHEC120P-R21_	60/ROW X 2 ROWS	89.82	83.82	87.45	77.57	74.93

MATERIAL

BODY : NYLON RESIN GLASS REINFORCED (UL94V-0)
COLOR : BLACK

LOCATOR : PBT RESIN GLASS REINFORCED (UL94V-0)
COLOR : BLACK

CONTACT : COPPER ALLOY

MOUNTING LATCH : PHOSPHOR BRONZE
SOLDER PLATED

SCREW NUT : STEEL
NICKEL PLATED

CONTACT PLATING TABLE

[THICKNESS : μm]

CONTACT AREA	REMAINDER
GOLD 0.25 MIN. OVER NICKEL 3.2	SOLDER OVER NICKEL

DRAWING NO.

JSC 90736

PRINTED CIRCUIT CONNECTOR

CAT. NO. PHEC___P-R21_

DRAWING NO. JSC 90736 REV 3

BURNDY JAPAN, Ltd.

DESIGNED

DRAWN M. Ooka

CHECKED

APPROVED

DATE Mar. 8, 1990

SCALE

DIM. IN mm

MATERIAL

REV	DATE	DESCRIPTION	CKD
3	'92 8-14	30,34,50,68 POSITIONS ADDED. LOCATOR MATERIAL ADDED.	
2	'90 6-7	EC 7866	
1	'90 4-20	EC 7837	

REFERENCE

90-HHLC 02