

Single Row Terminal Blocks

A & B4

A4

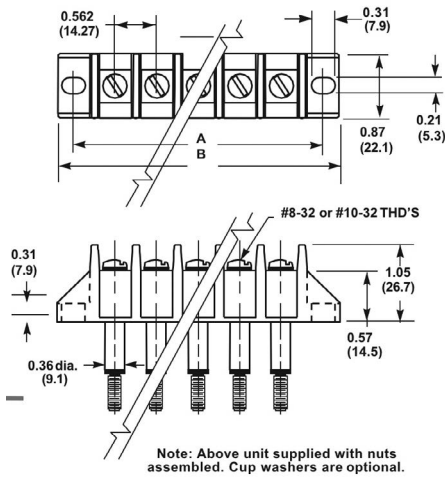


A400303

B4



B484302



Rating Table

Part Number	Terminal Top	Terminal Bottom	Wire* Range Cu	Ratings* Volts/ Amps
A4003XX	# 8 Screw	#8 Stud	8-16 AWG	150V/50A
A4011XX	# 8 Screw	Solder	10-16 AWG	600V/35A
A4013XX	# 8 Screw	Solder	10-16 AWG	600V/35A
A4035XX	# 8 Screw	Closed	8-16 AWG	600V/50A
A4041XX	#10 Screw	Solder	10-16 AWG	600V/35A
A4043XX	#10 Screw	Solder	10-16 AWG	600V/35A
A4813XX	#10 Screw	SolderTurret	10-16 AWG	600V/35A
A4843XX	#10 Screw	#8 Screw	8-16 AWG	150V/50A
A4953XX	#10 Stud	#10 Stud	8-16 AWG	150V/50A
B4843XX	#10 Screw	#8 Screw	8-16 AWG	600V/50A

* All models 30A Max. with 10 AWG
35-50A ratings with 8 AWG using ring or fork type terminals.
Note: 50A rating achieved with #8 copper wire crimped to ring terminal.

Specifications

Rating: See table.

Center Spacing: 0.562" or 9/16" (14.28mm)

Wire Range: See rating table.

Screw Size: #8-32 or #10-32 zinc-plated slotted screws

Torque Rating: #8 screw size 16 lb-in.
#10 screw size 20 lb-in.

Distance Between Barriers: 0.47" (11.9mm)

Operating Temperature: 105°C (221°F) max., -40°C (-40°F) min.

Molded Material: Black, UL Rated 94V0 Thermoplastic

Hardware: Bottom studs supplied with nuts assembled.

Extended Hex Nuts: Optional extended, slotted hex nuts enable easier installation and removal with hex wrench or screwdriver. Available in bulk for the #10-32 studs on A4953 blocks. Specify part number F582 and quantity.

Breakdown Voltage: 6100V

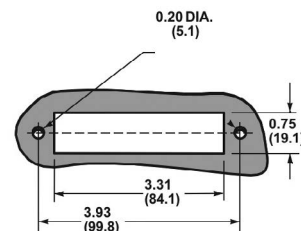
Agency Information: UL File E62622, CSA File 47235; CE Certified

Dimensions Inches (Millimeters)







Poles	MOUNTING ENDS ONLY	
	"A" Mounting Centers	"B" Dimension Length
02	1.690	2.120
03	2.255	2.685
04	2.820	3.250
05	3.385	3.817
06	3.950	4.382
07	4.515	4.947
08	5.080	5.513
09	5.645	6.078
10	6.212	6.644
11	6.777	7.210
12	7.342	7.775
13	7.908	8.340
14	8.473	8.905
15	9.038	9.470
16	9.605	10.035

Dimensions in inches. To convert to millimeters, multiply by 25.4.

Reference Panel Cutout for 6 Position Block

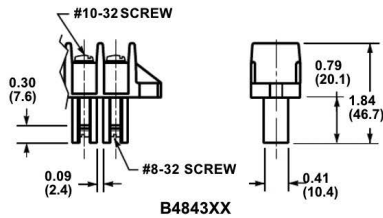
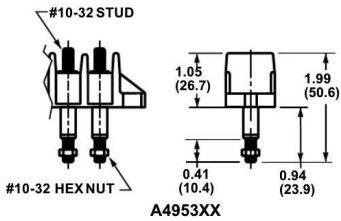
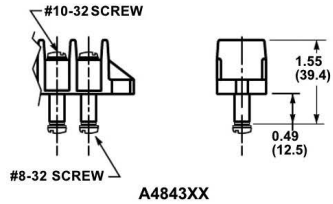
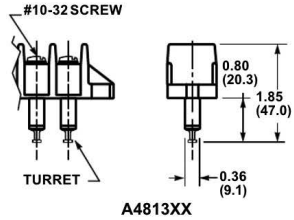
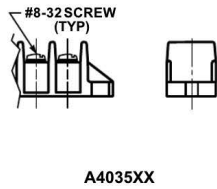
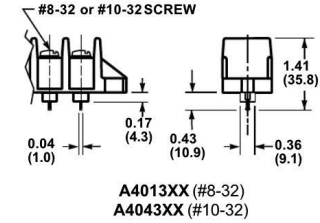
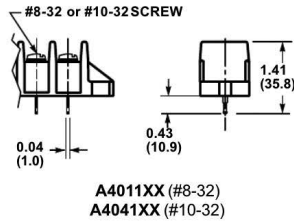
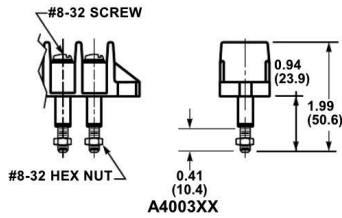


Part Numbering System

Family	Terminal Style	Base/End	Poles	Screw Options	Options
 A4 B4	 00 - screw top; stud bottom 01 - screw top; solder bottom 03 - screw top only 04 - #10 screw top; solder term. b. 81 - screw top; solder turret bottom #10-32 84 - screw top; screw bottom #10-32 95 - stud top*, stud bottom	 *1 - flat base/mount end 3 - insulator base-(not available in 03 terminal style)/mount end 5 - closed base/mount end (available in 03 terminal only)	 02 to 16	 Blank - std. screws 00 - screws shipped bulk 04 - brass nickel-plated† 07 - steel SEMS zinc plated (not available with hardware options; only available on A4011, A4013, A4021 and A4035)	 A1 to A9 0.250" QC L1 to L6 marking options (pg 25) Covers - (pg 26)

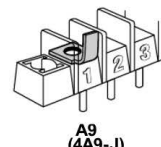
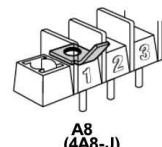
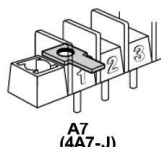
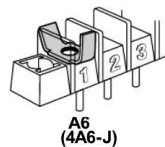
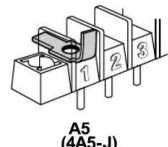
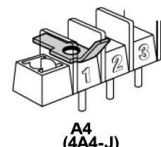
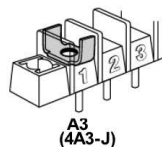
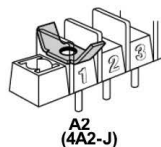
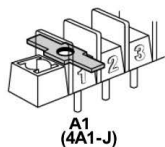
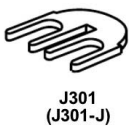
* Available in 01, 04 terminal styles only

Terminal Styles Inches (Millimeters)



Hardware Options Inches (Millimeters)

(Bulk ordering part numbers are in parentheses)



Contact Us

Sales and Customer Service

Americas

Email: elx.americas@eaton.com

Europe, Middle East, Africa

Email: elx.emea@eaton.com

China

Email: elx.cn@eaton.com

Japan

Email: elx.jp@eaton.com

Korea

Email: elx.kr@eaton.com

South East Asia

Email: elx.sea@eaton.com

Taiwan

Email: elx.tw@eaton.com

Global Technical Support

Magnetics: InductorTech@eaton.com

Circuit Protection: FuseTech@eaton.com

Supercapacitors: CapacitorTech@eaton.com

www.eaton.com/terminalblocks

Tools

Eaton's Electronics Product Selection Tools



PARAMETRIC SEARCH

Drill down into the Eaton Electronics product database to find the right part for your application.



IC MATCHING

Find the Eaton Electronics parts called out on IC manufacturers' demo and evaluation boards.



CROSS REFERENCE

Find a cross to a competitor's product or to an alternate Eaton Electronics part number.



SUPERCAPACITOR CALCULATOR

Determine your calculated requirements and design capability.



TERMINAL BLOCK SELECTOR

Find the right terminal block for any application.



AUTOMOTIVE ELECTRONICS SOLUTIONS

Find electronics components for automotive solutions.

tools.eatonelectronics.com

Eaton
Electronics Division
1000 Eaton Boulevard
Cleveland, OH 44122
United States
www.eaton.com/electronics

© 2017 Eaton
All Rights Reserved
Printed in USA
Publication No. 10682 — BU-MC17075
December 2017