

EAO – Your Expert Partner for Human Machine Interfaces

931-.401-0P - Keylock switch 2 positions actuator momentary round, Func. 2

931-.401-0P - Keylock switch 2 positions actuator momentary round, Func. 2



Attention: The preview is based on a sample product. This can differ from your current configuration.

Mounting

Mounting cut-out	Ø 16 mm
Design	raised

Front

Front dimension	Ø 18 mm
Front shape	round

Other Attributes

Weight	0,024 kg
--------	----------

Operating-/Indication part

Switching angle	
-----------------	--

IP-Rating

Front protection	IP40
------------------	------

Connection Method

Terminal	PCB
----------	-----

Actuator

Switching action	Rest(a) - Momentary
------------------	---------------------

Switching element

Rotary positions	2
Switching system	Snap-action switching element
Contacts	1 NC + 1 NO
Switching current	5 A
Contact material	
Switching voltage	250 V AC

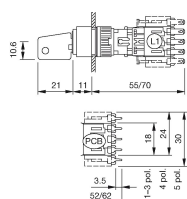
Function

Keylock switch	
----------------	--

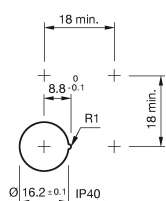
EAO – Your Expert Partner for Human Machine Interfaces

931-.401-0P - Keylock switch 2 positions actuator momentary round, Func. 2

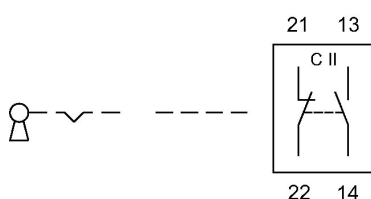
Dimensions



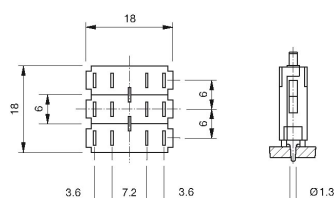
Mounting cut-outs



Wiring diagram



Component layout



Additional information

Standard lock B2 300

Further lock numbers see «Technical data»

Use the location strip no. 260-0020-00 for anti-twisting of the front bezel. At momentary position the overturning force is max. 60 Ncm.

Functions see chapter «Application guidelines»

Legend

Contacts: NC = Normally closed, NO = Normally open

Switching action: A = Rest, B = Momentary

EAO – Your Expert Partner for **Human Machine Interfaces**

931-.401-0P - Keylock switch 2 positions actuator momentary round, Func. 2

Switching positions

