

# EAO – Your Expert Partner for Human Machine Interfaces

## 761-.401-00 - Keylock switch actuator 2 positions square

### 761-.401-00 - Keylock switch actuator 2 positions square



*Attention: The preview is based on a sample product. This can differ from your current configuration.*

#### Mounting

Mounting cut-out	21 mm x 21 mm
Design	flush

#### Front

Front shape	square
Front dimension	24 mm x 24 mm

#### Other Attributes

Weight	0,022 kg
--------	----------

#### Operating-/Indication part

Switching angle	90° right
-----------------	-----------

#### IP-Rating

Front protection	IP40
------------------	------

#### Connection Method

Terminal	Solder 2.8 x 0.5 mm
----------	---------------------

#### Actuator

Switching action	Rest(a) - Maintain(a)
------------------	-----------------------

#### Switching element

Rotary positions	2
Switching system	Snap-action switching element
Contacts	1 NC + 1 NO
Switching current	5 A
Contact material	
Switching voltage	250 V AC

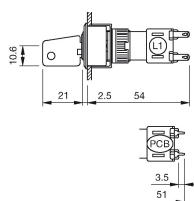
#### Function

Keylock switch	
----------------	--

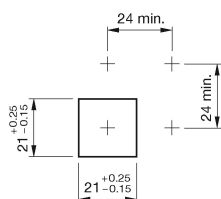
# EAO – Your Expert Partner for Human Machine Interfaces

761-.401-00 - Keylock switch actuator 2 positions square

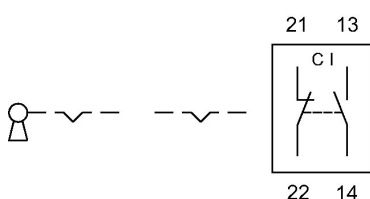
## Dimensions



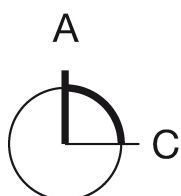
## Mounting cut-outs



## Wiring diagram



## Switching positions



## Additional information

Standard lock B2 300

Further lock numbers see «Technical data»

## Legend

Contacts: NC = Normally closed, NO = Normally open

Switching action: A = Rest, C = Maintained