

EAO – Your Expert Partner for Human Machine Interfaces

722F.401-W0 - Keylock switch actuator 3 positions rectangular

722F.401-W0 - Keylock switch actuator 3 positions rectangular



Attention: The preview is based on a sample product. This can differ from your current configuration.

Mounting

Mounting cut-out
Design Ø 16 mm
raised

Front

Front dimension
Front shape 18 mm x 24 mm
rectangular

Other Attributes

Weight 0,023 kg

Operating-/Indication part

Switching angle

IP-Rating

Front protection IP65

Connection Method

Terminal Solder 2.8 x 0.5 mm

Actuator

Switching action Rest(a) - Maintain(a) - Maintain(a)

Switching element

Rotary positions 3
Contacts 2 NC + 2 NO
Switching current 5 A
Switching system Snap-action switching element
Contact material
Switching voltage 250 V AC

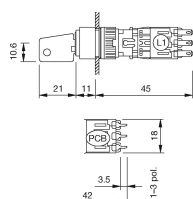
Function

Keylock switch

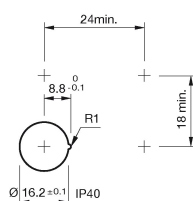
EAO – Your Expert Partner for Human Machine Interfaces

722F.401-W0 - Keylock switch actuator 3 positions rectangular

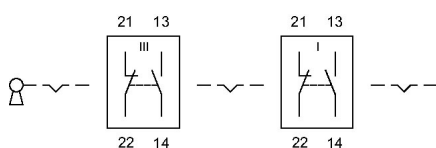
Dimensions



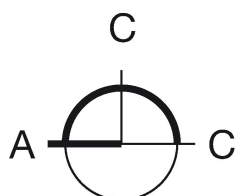
Mounting cut-outs



Wiring diagram



Switching positions



Additional information

Standard lock B2 300

Further lock numbers see «Technical data»

Use the location strip no. 260-0020-00 for anti-twisting of the front bezel. At momentary position the overturning force is max. 60 Ncm.

Legend

Contacts: NC = Normally closed, NO = Normally open

Switching action: A = Rest, C = Maintained