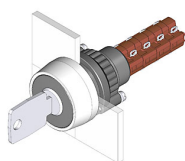


# EAO – Your Expert Partner for Human Machine Interfaces

## 14-138.025K2 - Keylock switch actuator 2 positions

### 14-138.025K2 - Keylock switch actuator 2 positions



*Attention: The preview is based on a sample product. This can differ from your current configuration.*

#### Mounting

Mounting cut-out	Ø 22,3 mm
Design	raised

#### Front

Front shape	round
Front dimension	Ø 29 mm
Front bezel colour	natural anodized
Front bezel material	Aluminium

#### Other Attributes

Weight	0,035 kg
--------	----------

#### Operating-/Indication part

Switching angle	90° right
-----------------	-----------

#### IP-Rating

Front protection	IP65
------------------	------

#### Connection Method

Terminal	Solder
----------	--------

#### Actuator

Switching action	Rest(a) - Maintain(a)
------------------	-----------------------

#### Switching element

Rotary positions	2
Switching system	Snap-action switching element
Switching current	5 A
Contacts	4 NC + 4 NO
Contact material	
Switching voltage	250 V AC

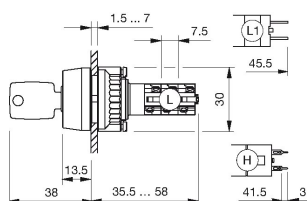
#### Function

Keylock switch	
----------------	--

# EAO – Your Expert Partner for Human Machine Interfaces

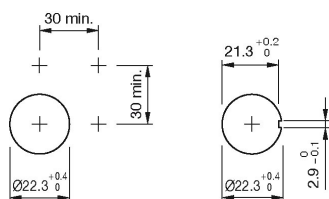
## 14-138.025K2 - Keylock switch actuator 2 positions

### Dimensions

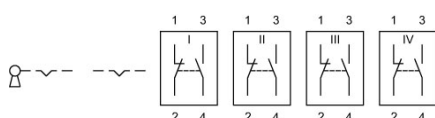


L = Solder terminal

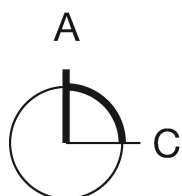
### Mounting cut-outs



### Wiring diagram



### Switching positions



### Additional information

Lock numbers 1001, lock type KABA

Two keys are supplied with each keylock switch.

Optional lock numbers on request

The colour of anodized aluminium parts can vary due to technical production reasons

### Legend

Contacts: NC = Normally closed, NO = Normally open

Switching action: A = Rest, C = Maintained